

2022 CATALOGUE

GREAT BRITAIN



STIHL

SUSTAINABILITY AS A GUIDING PRINCIPLE

The concept and term "sustainability" dates back to forestry in the 18th century, so this is far from new. Even then, foresters understood the importance of only cutting as much wood as they could plant and re-grow. Our company has its roots in forestry, so it is second nature for us to consider the long term - and particularly to think in terms of cycles - just as the forest and the natural world require us to. As a family-owned company, we are deeply committed to the principle of using finite resources in such a way that they can be preserved for future generations.

With the same objective in mind, we continuously optimise our processes to reduce consumption of raw materials, water and energy. We have set ourselves an ambitious objective to meet the targets of the Paris Agreement well before the deadline, and in doing so we are helping to keep the global rise in temperature to below 2°C. With STIHL Germany having become carbon-neutral in 2021, the aim is for our other manufacturing companies abroad to follow suit in 2022, and eventually our subsidiaries too.

Sustainable economies must focus on the future. To make sure this happens, we are putting huge investment into research and development. Our aim is to help people, now and in the future, to commit to the sustainable use, maintenance, and protection of forests and the natural world. Innovative, high-quality, durable STIHL tools and services are of crucial importance.

Your Stihl family

Selina Stihl
Deputy Chair of the Advisory Board

Dr. Nikolas Stihl
Chair of the Advisory Board

Karen Tebar
Deputy Chair of the Advisory Board

"FOR US, SUSTAINABILITY ALSO MEANS OFFERING LONG-TERM SUPPORT TO PEOPLE AS THEIR CAREERS UNFOLD."

Selina Stihl, Deputy Chair of the Advisory Board



"OUR CUSTOMERS AND THE ENVIRONMENT ARE EQUALLY CENTRAL TO OUR PRODUCT DEVELOPMENT TODAY."

Dr Nikolas Stihl, Chair of the Advisory Board



















"WE ARE TAKING GLOBAL CLIMATE TARGETS SERIOUSLY - AND ARE WORKING ON MAKING STIHL CLIMATE-NEUTRAL WORLDWIDE."

Karen Tebar, Deputy Chair of the Advisory Board





CONTENTS

BATTERY-POWERED TOOLS		FROM PAGE 16	
SAWING AND CUTTING	Chainsaws, pole pruners and cutting attachments	FROM PAGE 66	
	Hedge trimmers and long-reach hedge trimmers	FROM PAGE 118	
	KombiSystem and MultiSystem	FROM PAGE 136	
	Concrete cutters and cut-off machines	FROM PAGE 150	
MOWING AND PLANTING	Robotic mowers, lawn mowers, ride-on mowers and scarifiers	FROM PAGE 168	
	Grass trimmers, brushcutters and clearing saws	FROM PAGE 214	
	Tillers	FROM PAGE 250	
	Mistblower and sprayers	FROM PAGE 256	
	Earth auger	FROM PAGE 266	
CLEANING AND CLEARING	Blowers, vacuum shredders, sweeping machine, pressure washers, wet and dry vacuum cleaners	FROM PAGE 274	
	Garden shredders	FROM PAGE 318	
ACCESSORIES	Smart Solutions	FROM PAGE 328	
	Fuels, lubricants and service kits	FROM PAGE 336	
	Personal protective equipment	FROM PAGE 352	
	Hand tools and forestry accessories	FROM PAGE 396	
BRAND SHOP		FROM PAGE 406	
TECHNOLOGY HIGHLIGHTS		FROM PAGE 436	

NEW PRODUCTS OVERVIEW

BATTERY-POWERED TOOLS

AS SYSTEM

SEA 20 cordless hand vacuum	24
Set of mini nozzles for SEA 20	24

AK SYSTEM

BGA 60 cordless blower	27
SHA 56 cordless vacuum shredder	28
RMA 248 cordless lawn mower	30
HTA 50 cordless pole pruner	31
HTA shaft extension	32
Protective foot for HLA and HTA	32
Collection bag attachment set	32

AP SYSTEM

MSA 300 cordless chainsaw	36
MSA 220 T / MSA 220 TC-O cordless arborist saws	38
Bumper spikes for MSA 220 T / MSA 220 TC-O	39
HSA 94 R and HSA 94 T cordless hedge trimmers	40
RMA 253 cordless lawn mower	42
SGA 85 cordless sprayer	46
RGA 140 cordless rotary cutting head	52
AP 500 S battery	54
AL 301-4 multiple battery charger	55
Hip belt with holster for SGA 85	57
Battery carrier	58

SAWING AND CUTTING

CHAINSAWS, POLE PRUNERS AND CUTTING ATTACHMENTS

Service kits for chainsaws	86
HT 105 pole pruner	89
HT 135 pole pruner	89
Service kits for pole pruners	91

Hexa saw chains	103
Hexa upgrade kits	105
Hexa saw chains	105
Cut Kits	107
Filing kit for Hexa saw chains	114
Hexagon file for Hexa saw chains	115
Grinding wheel for Hexa saw chains	117

HEDGE TRIMMERS AND LONG-REACH HEDGE TRIMMERS

Service kits for hedge trimmers	127
---------------------------------	-----

KOMBISYSTEM AND MULTISYSTEM

HT-KM pole pruner	143
Service kits for KombiEngines	145

CONCRETE CUTTERS AND CUT-OFF MACHINES

Service kits for cut-off machines	160
D-B10, D-BA10, D-BA90 and D-SB90 diamond cutting wheels	165

MOWING AND PLANTING

ROBOTIC MOWERS, LAWN MOWERS, RIDE-ON MOWERS AND SCARIFIERS

RMI 422 PC robotic mower	174
RMI 522 C robotic mower	175
RM 443 T petrol lawn mower	182
RM 448 TC petrol lawn mower	183
RM 448 VC petrol lawn mower	183
RM 448 TX petrol lawn mower	183
RM 545 T petrol lawn mower	184
RM 545 VM petrol lawn mower	184
RM 545 VR petrol lawn mower	185
RM 655 VS petrol lawn mower	187

RM 655 RS petrol lawn mower	187
AMK 443 / AMK 448 mulching kits	197
RT 5097 ride-on mower	204
RT 5097 Z ride-on mower	204
RT 5112 Z ride-on mower	205
RT 6112 ZL ride-on mower	206
RT 6127 ZL ride-on mower	206

GRASS TRIMMERS, BRUSHCUTTERS AND CLEARING SAWS

FS 240 C-E brushcutter	222
FS 361 C-EM clearing saw	223
FS 411 C-EM clearing saw	223
FS 461 C-EM / FS 461 C-EM L clearing saw	224
FS 491 C-EM clearing saw	225
FS 561 C-EM sawing clearing saw	225
FR 460 TC-EFM backpack brushcutters	231
Service kits for grass trimmers, brushcutters and clearing saws	232
PolyCut 28-2 / 48-2 mowing heads	242
AutoCut spools	243
WoodCut 250-26 circular saw blade	246
Wear and tear protection for PolyCut 28-2 / 48-2	248
Deflectors for metal tools, nylon mowing heads and PolyCut, shredder blades and circular saw blades	249

TILLERS

MH 445 compact tiller	253
MH 445 R compact tiller	253

CLEANING AND CLEARING

CLEANING SYSTEMS

Service kits for blowers	284
Service kits for vacuum shredders	293
RE 80 pressure washer	298
RE 90 pressure washer	298

RE 100 PLUS CONTROL pressure washer	300
RE 110 PLUS pressure washer	301
RE 120 PLUS pressure washer	301
RE 130 PLUS pressure washer	302
RE 140 PLUS pressure washer	302
Vehicle cleaning set for RE 80 - RE 150 PLUS	305
Hose attachment	306
Paper filter for SEA 20	315

GARDEN SHREDDERS

GH 370 S shredder	322
-------------------	-----

ACCESSORIES

SMART SOLUTIONS

ADVANCE ProCOM ear protectors	330
ADVANCE ProCOM ear defender set	330
Smart Connector 2 A	335

FUELS, LUBRICANTS AND CLEANING AGENTS

Moto4PLUS, 1 liter	343
FS care & clean kit	345
HS care & clean kit	345

PERSONAL PROTECTIVE EQUIPMENT

DYNAMIC jacket	359
DYNAMIC trousers / overalls	359
Worker S3 laced safety boots	378
TIMBERSPORTS® EDITION ear protectors	382
FUNCTION Slim safety glasses	392

BRAND SHOP

STIHL COLLECTION	408
TIMBERSPORTS®	428

NEW PRODUCTS HIGHLIGHTS



MSA 300

THE MOST POWERFUL PROFESSIONAL CORDLESS CHAINSAW IN THE STIHL RANGE



High performance forestry chainsaw with three power levels for optimum work across a huge range of applications such as felling, pruning, and cutting to length. Simple and intuitive controls, STIHL anti-vibration system for low vibration and an all new notification cockpit with LED display. The MSA 300 also has an integrated cooling air filter and adjustable oil pump and has a slot for the new Smart Connector 2 A, so you can monitor the usage of the chainsaw and keep on top on maintenance tasks.

MORE ON **PAGE 36**

ADVANCE PROCOM

THE SMART COMMUNICATION SOLUTION



The STIHL ADVANCE ProCOM conference system connects up to 16 headsets over a wide area, with each headset being capable of connecting to the next one up to 600m away. They're particularly suited to forestry and arborist work. ProCOM packs in plenty of features, such as radio functionality and pairing with your phone via Bluetooth. Many functions are customisable, such as your working group of connected headsets, via the free ProCOM App. Ambient mode is a great feature that allows the user to clearly hear their nearby environment via the microphone, as if they weren't wearing ear defenders. When a noise level is reached (for example a chainsaw revving), the ambient mode cuts out and protects your ears. Additional Bluetooth® connectivity links the headset to a phone, allowing the user to listen to music and answer calls with the touch of a button. Available as the ADVANCE ProCOM ear protectors and as the retrofittable ADVANCE ProCOM ear defender set for the ADVANCE X-Climb helmet.

MORE ON **PAGE 330**

SEA 20

THE FIRST CORDLESS HAND VACUUM IN THE STIHL RANGE

For quick and easy vacuuming and cleaning tasks in the garage, workshop or car. Light weight, simple to use and an easy cruise control function lets you get on with the task at hand. There's various nozzles included for a range of tasks too.



MORE ON **PAGE 24**

SHA 56

THE FIRST CORDLESS VACUUM SHREDDER IN THE STIHL RANGE

The new battery powered SHA 56 can be easily changed from a blower into a vacuum shredder. It can blow up to 700 m² of leaves or collect and shred up to 90 m² of leaves and small hedge cuttings on one battery charge. There's no tools required to change between functions and it comes with the collection bag and blowing tube included, making garden maintenance simpler than ever.



MORE ON **PAGE 28**

SERVICE KITS

NEW SELF-SERVICE PRODUCTS IN THE STIHL RANGE

Finding the right parts to perform routine maintenance on your machine can be tricky, but STIHL service kits for petrol chainsaws and petrol-driven power tools contain a filter, spark plug and fuel filter, providing you with all the components you need.



MORE ON **PAGE 348**

NEW PRODUCTS HIGHLIGHTS

MSA 220 T-CO

THE MOST POWERFUL PROFESSIONAL CORDLESS ARBORIST CHAINSAW IN THE STIHL RANGE



With cutting performance the equivalent of the MS 201 TC-M arborist chainsaw, the new battery powered MSA 220 T offers quiet operation, fast cutting speeds and many features to make this the battery arborist chainsaw of choice for 2022. An all new cockpit with intuitive controls makes the operation of the saw simple; the notification cockpit with LED display lets you know if the chain brake is on or off and the TC-O version has an oil sensor and LED display to let you know when the oil level is low.

MORE ON **PAGE 39**

SMART CONNECTOR 2 A

DIGITAL FLEET MANAGEMENT

The new Smart Connector 2 A connects directly into the control module of selected professional AP System battery machines. Compatible models currently include all 135 models (HLA, FSA, KMA, HTA), RGA 140, new 2022 versions of the HSA 94 R / HSA 94 T and MSA 300. As well as runtime, Smart Connector 2 A also collects information on the operating speed, the status of individual electronic components and ambient temperature. Also features a real time clock, meaning the data is collected accurately regardless of how often the connector syncs with a smartphone, so you can see when and for how long the tool was used. Pressing the button on the Smart Connector 2 A gives a quick indication of the status of the machine via an LED light, and highlights if a maintenance task is due. The LED can also be used in conjunction with the STIHL connected App to identify individual machines (by lighting up a LED on the connector) in large fleets.



MORE ON **PAGE 335**

HTA 50

THE FIRST CORDLESS POLE PRUNER IN THE AK SYSTEM STIHL RANGE

The eagerly anticipated HTA 50 pole pruner makes light work of pruning jobs around the garden. Designed for domestic users, the HTA 50 can reach high branches from ground level and it's efficient saw chain cuts neatly and quickly through branches.



MORE ON **PAGE 31**

LAWN MOWERS

WITH NEW STIHL EVC ENGINES

Many of our lawnmowers have upgraded to new STIHL EVC engines for reliable performance and after care of your STIHL lawnmower.



MORE ON **PAGE 185**

BRAND SHOP

NEW MERCHANDISE FOR 2022

A range of new adult and childrens clothing, merchandise, toys and accessories for STIHL fans. There's something for everyone!



MORE ON **PAGE 412**

MAINTENANCE & INSPECTION - EASIER THAN EVER BEFORE

Keep your tool in tip top conditions with our Service Kits, Cut Kits and Care & Clean Kits. To make it easier to undertake simple maintenance and service tasks, find the right new bar and chain or help with their care and cleaning, we've put all the components you'll need in a specific package for your tool.



NEW SERVICE KITS
FOR SIMPLE STANDARD MAINTENANCE TASKS

Make sure your tool continues to be reliable by keeping on top of your routine maintenance. By replacing service parts in line with their schedule, your tool will work as intended for much longer. The service kits contain all the components you need for a basic service; an air filter, spark plug and fuel filter. There's even a QR code on the box with a link to a video so you can see how it's done in simple steps.

➔ Our service kits are available on the accessories pages of the respective product sections and on page 348



NEW - AVAILABLE FROM SPRING 2022!
CUT KITS
KEEP YOUR POWER TOOLS RELIABLY READY FOR USE

With STIHL cut kits, you can simply find the right replacement bar and chain combination for your tool. Each of the kits includes the specific guide bar and 2 saw chains for your chainsaw. Don't forget to turn your bar over regularly for even wear, and to keep your chain sharp for optimum performance!

➔ Our cut kits can be found on page 107



CARE & CLEAN KITS
FOR MACHINE MAINTENANCE AND CLEANING

Cleaning and care are essential to ensuring your power tools work efficiently; a build up of debris on the tool or grass under the deck can hinder performance. STIHL care & clean kits contain the right sprays, cloths or cleaning solutions for machine-relevant maintenance. We have kits available for iMOW® and lawn mowers, hedge trimmers and long-reach hedge trimmers, as well as brushcutters and clearing saws.

➔ Our clean & care kits can be found on page 344

ADDITIONAL PRODUCTS IN OUR SELF-SERVICE RANGE:



NEW HEXA UPGRADE KITS
FOR PROFESSIONAL FORESTRY CHAINSAWS

Improved cutting performance, easier sharpening and longer service life, all with the new STIHL Hexa saw chain. These upgrade kits contain all you need for retrofitting your forestry chainsaw (MS 362 C-M to MS 661 C-M) with the new STIHL professional cutting system. Each kit contains two Hexa saw chains, one Hexa file, and one file handle made from wood.

➔ Our Hexa upgrade kits can be found on page 77



BATTERY- POWERED TOOLS

AI

AS
SYSTEM

AK
SYSTEM

AP
SYSTEM

BATTERY-POWERED TOOLS FOR EVERY OUTDOOR SPACE.

AI Line	20	AK System	26
AS System	22	AP System	36



2022 PRICING

For up to date pricing, download the STIHL app from Google Play or the App Store or visit www.stihl.co.uk



REAL POWERHOUSES

BATTERY-POWERED TOOLS FOR EVERY REQUIREMENT


Maintaining wooded and green areas poses a range of challenges. We offer four cordless ranges, so you're sure to find the right tool for the job with STIHL. Powerful, comfortable to use and with plenty of battery options with long battery lives, cordless tools can help you overcome the greatest challenges. So, whether in your own garden or professional use, you can always rely on top performance with cordless power from STIHL.



CORDLESS TOOLS FOR SMALLER GARDENS

AI LINE

STIHL AI Line cordless products give you the support you need for keeping your garden looking its best. With built in batteries, they offer light weight and straightforward handling, making jobs for the domestic user even easier to complete.



CORDLESS TOOLS FOR GARDEN CHALLENGES

AS SYSTEM

The compact, easy-to-handle power tools in the AS System are perfect for occasional work outside the house and in garden maintenance. The power you need is reliably delivered by a replaceable AS 2 battery.



CORDLESS TOOLS FOR MEDIUM-SIZED AND LARGER GARDENS

AK SYSTEM

You will be impressed by the power and stamina of the AK System. Equipped with this flexible range of power tools, you can meet any challenge in your garden. Most power tools in the AK System can be used with any of the AK batteries, and charged with the AL 101 or AL 300 charger.



CORDLESS TOOLS FOR LARGE GARDENS AND PROFESSIONAL APPLICATIONS

AP SYSTEM

Powerful performance, long battery life and outstanding handling are essential when tackling more demanding gardening jobs. STIHL's AP System offers quiet, emission free performance, particularly useful in noise-sensitive areas. This extensive system with a wide selection of products with exchangeable batteries and backpack batteries are suited to large gardens and for professional use.



AI LINE



- For domestic users
- For spontaneously tackling small garden jobs
- With integrated battery for rapid, straightforward handling

£ For up to date pricing, please download the STIHL app or visit www.stihl.co.uk



HSA 45

18 V • 2.3 kg^①



A very light cordless hedge trimmer with good cutting performance, for trimming shrubs and hedges in your home's outdoor spaces. Single-sided cutting blade with 24 mm tooth spacing, integrated cut protection, screw-on tip protector, integrated Lithium-Ion battery (36 Wh) with charge-level indicator. Battery charging time: 145 min / 210 min (80% / 100%). For more information on features and technical details, see page 128. **Working time with integrated battery is up to 40 minutes.**

Bar length **50 cm / 20"**
Order number **4511 011 3505**



BGA 45

18 V • 2.2 kg^①



Easy-to-maneuvre cordless blower for cleaning small outdoor areas at home such as patios and driveways. Round nozzle, integrated Lithium-Ion battery (45 Wh) with charge-level indicator. Battery charging time: 210 min / 300 min (80% / 100%). For more information on features and technical details, see page 288. **Working time with integrated battery is up to 10 minutes.**

Order number **4513 011 5905**

£ For up to date pricing, please download the STIHL app or visit www.stihl.co.uk



FSA 45

18 V • 2.3 kg^①



Compact cordless grass trimmer for trimming lawn edges. Integrated Lithium-Ion battery (36 Wh) with charge level indicator, round handle with tool free adjustment, adjustable angle mowing head for lawn edging. Easy to switch between PolyCut blades and mowing lines without changing the mowing head, spacer bracket. PolyCut blades included. Line available as accessory. Battery charging time 145 min / 210 min (80% / 100%). For more information on features and technical details, see page 238. **Working time of integrated battery when cutting lawn edges is up to 20 minutes. Working time of integrated battery when cutting lawn area is up to 12 minutes.**

Order number **4512 011 5705**

Replacement PolyCut blades (pack of 8)
Order number **4008 007 1000**



BATTERY RANGES^② (EXAMPLE USE)

WORKING TIME PER BATTERY CHARGE^③ (up to ...)

Tool	Example Use	Area	Working Time
HSA 45	Up to ... of hedge	80 m ²	40 min
BGA 45	Dry leaves on asphalt up to ...	200 m ²	10 min
FSA 45	Up to ... of lawn edging / up to ... of lawn	250 m / 50 m ²	20 min / 12 min

① Weight including battery

② The values provided are estimates and may vary depending on cutting done

③ The battery working times and area specifications for each battery charge are estimates and may vary depending on how the tool is used and what is being cut

④ Explanation of symbols on page 436



AS SYSTEM



- For garden challenges
- For garden maintenance as well as smaller cleaning jobs
- Removable AS 2 battery

For up to date pricing, please download the STIHL app or visit www.stihl.co.uk



HSA 26
10.8 V • 0.8 kg^①

Cordless shears with shrub and grass trimmer attachments. Shrub trimmer with optimised STIHL cutter geometry for an excellent cutting experience when trimming and maintaining small evergreen hedges and small-leaved ornamental trees up to 8mm branch thickness. Grass trimmer attachment for edging around smaller lawns, patios and flower beds. Comfortable, rubberised handle, rapid, tool-free blade change, and battery charge-level indicator so you can keep an eye on the remaining battery capacity at all times. The AS 2 battery works exclusively with the products in the AS System and is not compatible with the HSA 25. For more information on features and technical details, see page 128. **Working time with AS 2 battery is up to 110 minutes.**

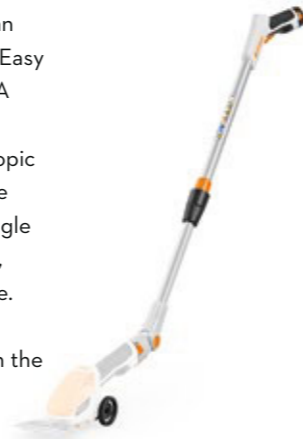
Included in the set:

- 1 × AS 2 Lithium-Ion battery, 28 Wh, 10.8 V
- 1 × AL 1 standard charger
- 1 × shrub cutter, cutting length 20 cm / 8", including blade scabbard
- 1 × grass trimmer, cutting width 12 cm / 5", including blade scabbard
- 1 × black / orange carry bag with eyelets for wall-mounting

Set HSA 26 with AS 2 and AL 1
Bar length **20 cm / 8"**
Order number **HA03 011 3513**

TELESCOPIC SHAFT

Facilitates ergonomic working in an upright position with the HSA 26. Easy and rapid connection with the HSA 26 well as easy changeover of the AS 2 battery in the handle. Telescopic adjustment on an infinitely variable basis, from 95-110 cm, working angle that can be adjusted through 125°, smooth-running rollers, soft handle. The telescopic shaft only fits the HSA 26 and is not compatible with the GTA 26, SEA 20 or the HSA 25.



For HSA 26
Order number **HA03 710 7100**

For up to date pricing, please download the STIHL app or visit www.stihl.co.uk



GTA 26
10.8 V • 1.2 kg^①

Cordless garden pruner with a wide range of uses. For pruning trees and shrubs, cutting up garden waste, and building with wood. With a 1/4" P - PM3 chain for high cutting power and performance. Non-slip control handle for very good ergonomics. Tool-free chain replacement and flexible protective hood for safe work, with charge-level indicator. For more information on features and technical details, see page 398. **Working time with AS 2 battery is up to 25 minutes.**

Included in the set:

- 1 × AS 2 Lithium-Ion battery, 28 Wh, 10.8 V
- 1 × AL 1 standard charger
- 1 × Light guide bar, 10 cm / 4"
- 1 × 1/4" P - PM3 saw chain, 10 cm / 4"
- 1 × MultiOil Bio, 50 ml
- 1 × black / orange carry bag with eyelets for wall-mounting

Set GTA 26 with AS 2 and AL 1
Bar length **10 cm / 4"**
Order number **GA01 011 6917**

NEW Cut Kit 1 **2 × PM3 saw chain / 1 × Light guide bar**
Order number **3007 000 9900**

HOLSTER

Enables you to carry the GTA 26 on your belt for quick access to the tool when working. The adjustable leg strap secures the holster on your thigh for more comfortable wear. The additional flap holds the GTA 26 securely in the holster.



For GTA 26
Order number **GA01 490 1700**

① Weight excluding battery, but including shrub cutter
② Weight excluding battery, but including cutting attachment
③ Explanation of symbols on page 436



1/4" P - PM3 SAW CHAIN - FOR POWERFUL CUTS WITH THE GTA 26

The 1/4" P - PM3 saw chain, combined with a chain speed of 8 m/s, ensures rapid progress in your work and a neat cut. Thanks to the sprocket cover with wingnut, the chain on the GTA 26 can be changed easily and without tools. Order information for the P - 1/4" PM3 saw chain for the Light guide bar is available on the pages 110 and 111.

PAGE 342

MULTIOIL BIO



Eco-friendly with a wide range of uses, for example chain lubrication for the GTA 26. Available in 50 ml and 150 ml sizes.



A set is a single box including the tool, battery and charger.





NEW
SEA 20
10.8 V • 1.1 kg[Ⓞ]

Practical cordless hand vacuum for vacuuming and cleaning smaller dry areas in the garage, workshop or car. With removable collection container for easy emptying and cleaning. Crevice nozzle and universal nozzle with removable bristle attachment for a range of applications. The locking solution enables continuous operation without needing to keep the control lever pressed down. The two-level filter system allows for effective air filtration while maintaining air flow. The charge level of the AS 2 battery can be viewed on the LED display at the press of a button. For more information on features and technical details, see page 316. **Working time with AS 2 battery is up to 14 minutes.**

Included in the set:

- 1 × AS 2 Lithium-Ion battery, 28 Wh, 10.8 V
- 1 × AL 1 standard charger
- 1 × crevice nozzle
- 1 × universal nozzle with removable bristle attachment
- 1 × extension tube
- 1 × vacuum hose
- 1 × bag

Set SEA 20 with AS 2 and AL 1
Order number **SA03 011 7320**



PAGE **315**

ACCESSORIES: PAPER FILTER FOR SEA 20

The paper filter of the SEA 20 is easy to clean by simply tapping it out. It may be necessary to replace the filter from time to time to ensure top performance is maintained - this can be done very quickly and easily without the need for any additional tools.



NEW - AVAILABLE FROM SPRING 2022
SET OF MINI NOZZLES

Accessory set for the SEA 20 cordless hand vacuum, each consisting of three combinable extension tubes and nozzles. For cleaning particularly tight or difficult-to-access spots such as gaps between radiator bars.

Included in the set:

- 3 × extension tube variations
- 3 × nozzle variations
- 1 × storage bag

For SEA 20
Order number **SA03 007 1000**



AL 1 STANDARD CHARGER

230 V. Compatible with the STIHL AS 2 battery. With charge-level indicator (flashing LED pattern). Cable tie with Velcro tape. Wall-mounting possible.

Order number **EA03 430 2504**



AS 2 BATTERY

Lightweight, compact and powerful 10.8 V battery. Compatible with all 10.8 V power tools from the STIHL AS System (not HSA 25). 28 Wh battery power[Ⓞ], weight 0.22 kg.

Order number **EA02 400 6500**



BATTERY POWER [Ⓞ]		CAPACITY BATTERY CHARGING TIMES: 80% / 100%	
AS 2		28 Wh	
AL 1		55 min / 70 min	
BATTERY RANGES [Ⓞ] (EXAMPLE USE)		WORKING TIME PER BATTERY CHARGE [Ⓞ] (up to...)	
HSA 26	Trim spheres up to ...	30 box trees	110 min
GTA 26	When sawing branches (Ø 4 cm) up to ...	80 cuts	25 min
NEW SEA 20			14 min

For up to date pricing, please download the STIHL app or visit www.stihl.co.uk

[Ⓞ] Weight excluding battery and nozzles
[Ⓢ] Explanation of symbols on page 436

A set is a single box including the tool, battery and charger.

[Ⓞ] Power capacity according to the specifications of the cell manufacturer. The actual power capacity available during operation is lower, to increase service life
[Ⓢ] The values provided are estimates and may vary depending on cutting done

[Ⓢ] The battery working times and area specifications for each battery charge are estimates and may vary depending on how the tool is used and what is being cut



AK SYSTEM



- For domestic users
- For medium to large gardens
- With replaceable and powerful AK Lithium-Ion batteries

For up to date pricing, please download the STIHL app or visit www.stihl.co.uk

**MSA 120 C-B**36 V • 0.85 kW^① • 2.7 kg^②

Lightweight cordless chainsaw for cutting firewood and garden maintenance. Soft handle, quick and tool-free chain change process with STIHL Quick Chain Tensioning, QuickStop Super chain brake, oil tank with transparent viewing window, high cutting performance and low vibration with a slim 1/4" P - PM3 saw chain. For more information on features and technical details, see page 92. **Working time with recommended AK 20 battery is up to 40 minutes.**

MSA 120 C-B excluding battery and charger^③

Bar length **30 cm / 12"**
Order number **1254 011 5870**

Set MSA 120 C-B with AK 20 and AL 101^④

Bar length **30 cm / 12"**
Order number **1254 011 5883**

MSA 120 C-B with 2 × AK 20 and AL 101^④

Bar length **30 cm / 12"**
Order number **1254 200 0022**

NEW Cut Kit 6 **2 × PM3 saw chain / 1 × Rollomatic E Mini guide bar 30 cm / 12"**
Order number **3005 000 9904**

**MSA 140 C-B**36 V • 1.1 kW^① • 2.7 kg^②

Lightweight cordless chainsaw for cutting firewood and garden maintenance. 25% improved cutting performance compared to the MSA 120 C-B. Soft handle and quick, tool-free chain change process due to STIHL Quick Chain Tensioning, QuickStop Super chain brake, oil tank with transparent viewing window, high cutting performance with a 1/4" P - PM3 saw chain. For more information on features and technical details, see page 92. **Working time with recommended AK 30 battery is up to 45 minutes.**

MSA 140 C-B excluding battery and charger^③

Bar length **30 cm / 12"**
Order number **1254 011 5840**

Set MSA 140 C-B with AK 30 and AL 101^④

Bar length **30 cm / 12"**
Order number **1254 011 5853**

MSA 140 C-B with 2 × AK 30 and AL 101^④

Bar length **30 cm / 12"**
Order number **1254 200 0014**

NEW Cut Kit 6 **2 × PM3 saw chain / 1 × Rollomatic E Mini guide bar 30 cm / 12"**
Order number **3005 000 9904**

For up to date pricing, please download the STIHL app or visit www.stihl.co.uk

**BGA 57**36 V • 2.3 kg^②

Well balanced and quiet cordless blower with an ergonomic design for comfortable and effortless work. For use in small or medium-sized gardens to gather leaves, grass and other waste into piles. Round nozzle, soft handle, and three-setting length-adjustable blower tube that can be adapted to match the user's size. Flat nozzle for increased air speed available as an accessory. For more information on features and technical details, see page 288. **Working time with recommended AK 20 battery is up to 22 minutes.**

BGA 57 excluding battery and charger

Order number **4523 011 5960**

Set BGA 57 with AK 20 and AL 101

Order number **4523 011 5973**

BGA 57 with 2 × AK 20 and AL 101

Order number **4523 200 0017****NEW - AVAILABLE FROM AUTUMN 2022****BGA 60**36 V • 2.3 kg^②

Powerful cordless blower for domestic users with medium-sized or large gardens. In boost mode, the BGA 60 has 60% more blowing power compared to the BGA 57. Features a powerful EC engine, adjustable blowing force, round nozzle, easily length-adjustable blower tube and metal ring to protect the blowing nozzle. For more information on features and technical details, see page 288. **Working time with recommended AK 30 battery is up to 16 minutes.**

BGA 60 excluding battery and charger

Order number **BA04 011 5900**

Set BGA 60 with AK 30 and AL 101

Order number **BA04 011 5943**

BGA 60 with 2 × AK 30 and AL 101

Order number **BA04 200 0001**

B = STIHL Quick Chain Tensioning
C = Comfort version

① Further comparison values for petrol-driven chainsaws are available on page 92

② Weight excluding battery, including guide bar and saw chain
③ Including guide bar and saw chain

④ Weight excluding battery
⑤ Explanation of symbols on page 436

A set is a single box including the tool, battery and charger. The tool with 2 batteries and charger will come in separate boxes.

**HSA 56**36 V • 2.9 kg^②

Lightweight cordless hedge trimmer with high cutting performance for trimming bushes and hedges in your garden. Double-sided trimming blade with 30 mm tooth spacing, integrated cut protection in a droplet shape to help guide hedge material towards cutters, screw-on blade tip protector. For more information on features and technical details, see page 128. **Working time with recommended AK 10 battery is up to 50 minutes.**

HSA 56 excluding battery and charger

Bar length **45 cm / 18"**
Order number **4521 011 3500**

Set HSA 56 with AK 10 and AL 101

Bar length **45 cm / 18"**
Order number **4521 011 3513**

HSA 56 with 2 × AK 10 and AL 101

Bar length **45 cm / 18"**
Order number **4521 200 0011**



ACCESSORIES:

NEW
COLLECTION BAG
ATTACHMENT SET



See page 32



INCL. BLOWER TUBE



NEW - AVAILABLE FROM AUTUMN 2022

SHA 56

36 V • 4.2 kg^①



The first cordless vacuum shredder in the STIHL range. Can be used as a practical 2-in-1 machine for vacuuming up leaves and hedge cuttings as well as gathering leaves and debris into piles. Converts easily from vacuum shredder to blower - no tools required. Rotatable handle with variable speed trigger for excellent ergonomics in both operating modes. Additional front handle and padded harness can be used for extra comfort when in use as a vacuum shredder. The collection bag connects to the suction tube and has an asymmetrical design for maximum legroom when working. Backpack collection bag available as an accessory. Round nozzle and adjustable blower tube when used as a blower, a flat nozzle for increased air speed is available as an accessory. For more information on features and technical details, see page 292. **Working time with recommended AK 20 battery is up to 25 minutes.**

SHA 56 excluding battery and charger

Order number **SA02 011 7100**

Recommended set

SHA 56 with AK 20 and AL 101

SHA 56 with 2 × AK 20 and AL 101

Order number **SA02 200 0010**



The overview of battery charging times, working time per charge and battery range is available on **34** and **35** as well as on stihl.co.uk.



SUCTION MODE



BLOWING MODE



**READY FOR USE WITH
A SINGLE TWIST**



Whether you use the SHA 56 as a vacuum shredder or a blower, the rotatable handle has outstanding ergonomics and gives you greater comfort when you are working.

You can convert the vacuum shredder to a blower (and vice versa) without the need for tools. Simply twist the handle 180 degrees and the SHA 56 will fit comfortably in your hand, ready to go. The variable speed trigger can be used to control the suction and blowing force of the SHA 56, while its specially angled handle makes it even more comfortable to handle when it is in vacuum shredder mode.



AK 10



FSA 57

36 V • 2.7 kg^②



Very lightweight and easy-to-use cordless grass trimmer for maintaining lawns and lawn edges in outdoor areas around your home. cutting circle diameter of 280 mm, adjustable shaft length at the press of a button and handle adjustment without any tools required. Spacer for mowing around obstacles such as trees and shrubs. Soft handle with adjustable positioning. AutoCut C 3-2 nylon mowing head that can be refilled from the outside with no tools needed. Alternatively, the PolyCut 3-2 mowing head with plastic blades is available as an accessory. For more information on features and technical details, see page 238.

Working time with recommended AK 10 battery is up to 25 minutes (with nylon mowing head).

FSA 57 excluding battery and charger

Order number **4522 011 5730**

Set FSA 57 with AK 10 and AL 101

Order number **4522 011 5743**

FSA 57 with 2 × AK 10 and AL 101

Order number **4522 200 0019**

Replacement quiet mowing line ● 2.0 mm / 14 m

Order number **0000 930 2416**



AK 20



FSA 60 R

36 V • 3.1 kg^②



Cordless brushcutter in a contemporary design for lawn and lawn edge maintenance. cutting circle diameter 350 mm. Ergonomic operating handle, loop handle, sturdy aluminium shaft. Spacer bracket for mowing around obstacles such as trees and shrubs. With AutoCut C 6-2 mowing head. Alternatively, the PolyCut 6-2 mowing head with polymer blades is available as an accessory. For more information on features and technical details, see page 238. **Working time with recommended AK 20 battery is up to 30 minutes (with nylon mowing head).**

FSA 60 R excluding battery and charger

Order number **FA04 011 5700**

Set FSA 60 R with AK 20 and AL 101

Order number **FA04 011 5743**

FSA 60 R with 2 × AK 20 and AL 101

Order number **FA04 200 0003**

Replacement round mowing line ● 2.0 mm / 14 m

Order number **0000 930 2335**



£ For up to date pricing, please download the STIHL app or visit www.stihl.co.uk

R = Loop handle

① Weight excluding battery, in suction mode

② Weight excluding battery, including cutting tool and guard

③ Explanation of symbols on page 436

A set is a single box including the tool, battery and charger.

The tool with 2 batteries and charger will come in separate boxes.





RMA 235

36 V • 14.0 kg^①

Lightweight, manoeuvrable cordless lawn mower for small lawns. Central cut-height adjustment, automatic eco mode, and flow-optimised blades ensure longer battery life. Adjustable-height bar with 2 settings and foldable for space-saving transport and storage. Easy opening 30 litre grass collection box with fill level display, cutting width 33 cm/13". For more information on features and technical details, see page 200. **Working area covered with recommended AK 20 battery is 300 m².**

RMA 235 excluding battery and charger
Order number **6311 011 1411**

Recommended set
RMA 235 with AK 20 and AL 101

RMA 235 with 2 × AK 20 and AL 101
Order number **6311 200 0017**



NEW RMA 248

36 V • 21.0 kg^①

Easy-to-operate cordless lawn mower with a 46 cm/18" cutting width for small areas of lawn in noise-sensitive environments. With an EC engine and permanently active eco mode for improved battery runtime. Central cut-height adjustment, folding handle, easy-to-operate controls, sturdy stainless steel housing, and additional battery holder. Large 55-litre grass catcher box with fill-level indicator. For more information on features and technical details, see page 200. **Working area covered with recommended AK 20 battery is 200 m².**

RMA 248 excluding battery and charger
Order number **6350 011 1400**

Recommended set
RMA 248 with AK 20 and AL 101

RMA 248 with 2 × AK 20 and AL 101
Order number **6350 200 0004**



RMA 339 C

36 V • 16.0 kg^①

Lightweight, manoeuvrable cordless lawn mower for mid-sized lawns. Height adjustable and foldable comfort handlebars for comfortable work and to make emptying the grass catcher box much easier. Central cut-height adjustment, automatic eco mode, and flow-optimised blades ensure longer battery life. Easy opening 40 litre grass collection box with fill level display, cutting width 37 cm/15". For more information on features and technical details, see page 200. **Working area covered with recommended AK 20 battery is 250 m².**

RMA 339 C excluding battery and charger
Order number **6320 011 1422**

Recommended set
RMA 339 C with AK 20 and AL 101

RMA 339 C with 2 × AK 20 and AL 101
Order number **6320 200 0060**



RLA 240

36 V • 15.0 kg^①

Compact cordless aerator for scarifying and combing smaller areas of lawn. Central adjustment of the working depth using a rotary switch on the housing, handlebar with 4-setting height adjustment, 34 cm/13.4" working width, 16 blades. Includes scarifying blade, spring tine roller and 50-litre grass catcher box. For more information on features and technical details, see page 212. **Working area covered with recommended AK 30 battery is 250 m².**

RLA 240 excluding battery and charger
Order number **6291 011 6600**

Recommended set
RLA 240 with AK 30 and AL 101

RLA 240 with 2 × AK 30 and AL 101
Order number **6291 200 0002**



HLA 56

36 V • 3.8 kg^①

Lightweight and well balanced cordless long-reach hedge trimmer for cutting taller hedges and shrubs in your garden. Double-sided blades in a droplet shape to help guide hedge material towards the cutters, adjustable head for cutting at angles ranging from -45° to +90°, detachable shaft for easy transport. Carrying length 115 cm. Total length 210 cm. For more information on features and technical details, see page 134. **Working time with recommended AK 20 battery is up to 100 minutes.**



ACCESSORIES:
HLA SHAFT EXTENSION
NEW PROTECTIVE FOOT
See page 32

HLA 56 excluding battery and charger
Bar length **45 cm/18"**
Order number **HA01 011 2900**


Recommended set
HLA 56 with AK 20 and AL 101

HLA 56 with 2 × AK 20 and AL 101
Order number **HA01 200 0021**

NEW - AVAILABLE FROM SPRING 2022
HTA 50

36 V • 0.8 kW^② • 3.6 kg^①

Lightweight cordless pole pruner with high cutting performance for tree maintenance work in large gardens. 1/4" P - PM3 saw chain and side-mounted chain tensioning. With branch hook for easy removal of cuttings from the tree, semi-transparent oil tank, ergonomic control unit and detachable shaft for easy transport and space-saving storage. Total length 280 cm. For more information on features and technical details, see page 96. **Working time with recommended AK 20 battery is up to 45 minutes.**



ACCESSORIES:
NEW HTA SHAFT EXTENSION
NEW PROTECTIVE FOOT
See page 32

HTA 50 excluding battery and charger^③
Bar length **25 cm/10"**
Order number **LA02 011 6400**

Set HTA 50 with AK 20 and AL 101^④
Bar length **25 cm/10"**
Order number **LA02 011 6406**

HTA 50 with 2 × AK 20 and AL 101^⑤
Order number **LA02 200 0003**

£ For up to date pricing, please download the STIHL app or visit www.stihl.co.uk

C = Comfort version

① Weight excluding battery
② Further comparison values for petrol-driven pole pruners are available on page 96
③ Weight excluding battery, guide bar and saw chain

④ Including guide bar and saw chain
⑤ Explanation of symbols on page 436
⑥ Available from Spring 2022

⑦ Subject to product registration and annual servicing

A set is a single box including the tool, battery and charger. The tool with 2 batteries and charger will come in separate boxes.





HLA SHAFT EXTENSION

Simple 50 cm / 20" shaft extension. Made from aluminium. Weight 500 g.

For HLA 56
Order number **HA01 820 5000**



NEW - AVAILABLE FROM SPRING 2022
HTA SHAFT EXTENSION

Simple 50 cm / 20" shaft extension. Made from aluminium. Weight: 465 g.

For HTA 50
Order number **LA02 820 5000**



NEW
PROTECTIVE FOOT

For protecting the power tool and battery from direct contact with the ground.

For HLA 56 and HTA 50
Order number **HA01 007 1000**

NEW
COLLECTION BAG ATTACHMENT SET

45 litre shoulder-worn collection bag for the SHA 56. Spreads the weight of the collected material over the users shoulder to reduce fatigue. Attachment set consisting of a collection bag, elbow, and adapter. No tools required to fit to the SHA 56.



Order number **SA02 007 1000**

BATTERY CARRY BAG

Easy to carry, lightweight, hard-wearing bag for clean storage of STIHL cordless tools accessories, e.g. for a battery with a charger.



Order number **0000 881 0520**

COVER FOR THE AK SYSTEM BATTERY SLOT

To cover the battery slot on the STIHL AK System power tools (apart from RMA 235, RMA 248, RMA 339 C and RLA 240). Protects against dust and dirt during longer periods of storage.



Order number **4520 602 0900**

AK BATTERIES

Compatible with the STIHL AK System. Lightweight Lithium-Ion batteries with charge-level indicator (four LEDs). Available with different power capacities.



AK 10 72 Wh battery power[Ⓞ], 0.8 kg
Order number **4520 400 6515**

AK 20 144 Wh battery power[Ⓞ], 1.2 kg
Order number **4520 400 6518**

AK 30 180 Wh battery power[Ⓞ], 1.3 kg
Order number **4520 400 6512**

AL 101 STANDARD CHARGER

230 V. Compatible with STIHL AK and AP batteries. With charge-level indicator (LED). Cable tie with Velcro tape. Wall-mounting possible.



Order number **4850 430 2524**

AL 300 QUICK CHARGER

230 V. For shorter charging times for STIHL AK, AP and ARL batteries. Device for wall attachment and cable winding in the casing base. With operating mode indicator via LED and active battery cooling.



Order number **4850 430 5504**



PROFESSIONAL TIP

GET THE BEST OUT OF YOUR STIHL BATTERY-POWERED TOOLS!

STIHL offers a wide selection of batteries for products in the AK System and AP System. STIHL recommends a specific battery for each product so that you're always best equipped for your work. In making recommendations, we take into account the ideal combination of maximum power to performance, sufficient battery runtime, lowest possible weight and balanced weight distribution. The result: you always get the best out of your power tools.

AK 30 **AP 300 S** **AR 3000 L**



BATTERY POWER [Ⓞ]	72 Wh	144 Wh	180 Wh
CAPACITY BATTERY CHARGING TIMES: 80% / 100%			

	AL 101	AL 300	AK 10	AK 20	AK 30
	70/95 min	30/45 min	72 Wh	144 Wh	180 Wh
				135/180 min	160/205 min
				35/55 min	35/60 min

£ For up to date pricing, please download the STIHL app or visit www.stihl.co.uk

Ⓞ Power capacity according to the specifications of the cell manufacturer. The actual power capacity available during operation is lower, to increase service life





BATTERY RANGES[Ⓞ] (EXAMPLE USE) AND WORKING TIME PER BATTERY CHARGE[Ⓞ] (up to ...)

		AK 10	AK 20	AK 30
MSA 120 C-B	When sawing square timber (10 × 10 cm) up to ... 	18 min 60 cuts	40 min 160 cuts	55 min 190 cuts
MSA 140 C-B	When sawing square timber (10 × 10 cm) up to ... 	18 min 60 cuts	40 min 160 cuts	45 min 210 cuts
BGA 57	Dry leaves on asphalt up to ... 	10 min 380 m ²	22 min 760 m ²	27 min 900 m ²
NEW[Ⓞ] BGA 60	Dry leaves on asphalt up to ... 	9 min 370 m ²	13 min 730 m ²	16 min 900 m ²
NEW[Ⓞ] SHA 56	Dry leaves on asphalt in suction mode / blowing mode up to ... 	12 min 38 m ² / 300 m ²	25 min 75 m ² / 600 m ²	30 min 90 m ² / 700 m ²
FSA 57 (with nylon mowing head)	Up to ... of lawn edging / up to ... of lawn 	25 min 625 m / 125 m ²	50 min 1,250 m / 250 m ²	60 min 1,500 m / 300 m ²
FSA 60 R[Ⓞ] (with nylon mowing head)	Up to ... of lawn edging / up to ... of lawn 	13 min 500 m / 100 m ²	30 min 1,250 m / 250 m ²	38 min 1,500 m / 300 m ²

■ Recommended battery
■ Reduced tool performance

Ⓞ The values provided are estimates and may vary depending on what is being cut or suctioned
Ⓞ The battery working times and area specifications for each battery charge are estimates and may vary depending on how the tool is used and what is being cut or suctioned



BATTERY RANGES[Ⓞ] (EXAMPLE USE) AND WORKING TIME PER BATTERY CHARGE[Ⓞ] (up to ...)

		AK 10	AK 20	AK 30
RMA 235	Up to ... lawn 	150 m ²	300 m ²	400 m ²
NEW RMA 248	Up to ... lawn 	100 m ²	200 m ²	250 m ²
RMA 339 C	Up to ... lawn 	120 m ²	250 m ²	330 m ²
RLA 240	Up to ... lawn 	96 m ² Ⓞ	190 m ² Ⓞ	250 m ² Ⓞ
HSA 56	Up to ... of hedge 	50 min 175 m ²	100 min 350 m ²	120 min 420 m ²
HLA 56	Up to ... of hedge 	50 min 190 m ²	100 min 380 m ²	120 min 460 m ²
NEW[Ⓞ] HTA 50	When sawing square timber (10 × 10 cm) up to ... 	25 min 80 cuts	45 min 170 cuts	60 min 220 cuts

Ⓞ With higher output power tools, the same work is completed more quickly, e.g. with the FSA 60 R compared to the FSA 57
Ⓞ When working in an area, only move the tool in one direction (no crossing-over)
Ⓞ Available from Autumn 2022
Ⓞ Available from Spring 2022



AP SYSTEM



- For large gardens and professional use
- For tree and garden maintenance as well as landscaping
- With powerful AP Lithium-Ion batteries or AR L backpack batteries

For up to date pricing, please download the STIHL app or visit www.stihl.co.uk



MSA 160 C-B

36 V • 1.25 kW^① • 3.1 kg^②



Cordless chainsaw, ideal for cutting firewood and work around the garden. Suitable for use in noise-sensitive areas, no ear protection necessary. STIHL Quick Chain Tensioning, QuickStop Super chain brake, tool-free oil cap, with 1/4" P - PM3 saw chain for a smooth and efficient cut. For more information on features and technical details, see page 94. **Working time with recommended AP 200 battery is up to 42 minutes.**

MSA 160 C-B excluding battery and charger^③

Bar length	30 cm / 12"
Order number	1250 200 0049

Recommended set

MSA 160 C-B with AP 200 and AL 101^④

Bar length	30 cm / 12"
------------	-------------

NEW Cut Kit 6 2 × PM3 saw chain / 1 × Rollomatic E Mini guide bar 30 cm / 12"
Order number 3005 000 9904



MSA 200 C-B

36 V • 1.8 kW^① • 3.3 kg^②



Cordless chainsaw with high cutting performance. Ideal for cutting firewood and work around the garden as well as professional applications. Suitable for use in noise-sensitive areas. 44% more cutting performance compared to the MSA 160 C-B. STIHL Quick Chain Tensioning, tool-free oil cap, with 1/4" P - PM3 saw chain for smooth, efficient and high performance cut, and bumper spikes made of metal. For more information on features and technical details, see page 94. **Working time with recommended AP 300 battery is up to 40 minutes.**

MSA 200 C-B excluding battery and charger^③

Bar length	35 cm / 14"
Order number	1251 200 0021

Recommended set

MSA 200 C-B with AP 300 and AL 300^④

Bar length	35 cm / 14"
------------	-------------

NEW Cut Kit 7 2 × PM3 saw chain / 1 × Rollomatic E Mini guide bar 35 cm / 14"
Order number 3005 000 9905



MSA 220 C-B

36 V • 2.1 kW^① • 3.6 kg^②



Designed for a number of uses including felling, snedding and processing timber. Up to 20% more cutting performance compared to the MSA 200 C-B. Must use AP 300 S battery for full performance. Ergonomic design and easy to use. STIHL Quick Chain Tensioning, tool-free oil cap, with full chisel, 3/8" P - PS3 saw chain for very high cutting performance, and bumper spikes made of metal. For more information on features and technical details, see page 94. **Working time with recommended AP 300 S battery is up to 37 minutes.**

MSA 220 C-B excluding battery and charger^③

Bar length	35 cm / 14"
Order number	1251 200 0072

Recommended set

MSA 220 C-B with AP 300 S and AL 500^④

Bar length	35 cm / 14"
------------	-------------

NEW Cut Kit 8 2 × PS3 saw chain / 1 × Rollomatic E guide bar 35 cm / 14"
Order number 3005 000 9906

AVAILABLE FROM SPRING 2022

NEW MSA 300

OUR MOST POWERFUL PROFESSIONAL CORDLESS CHAINSAW



36 V • 3.0 kW^① • 5.4 kg^②



MSA 300 excluding battery and charger^③

Bar length	35 cm / 14"
Order number	MA02 200 0001

Bar length	40 cm / 16"
Order number	MA02 200 0004

Bar length	45 cm / 18"
Order number	MA02 200 0007

Recommended set

MSA 300 with AP 500 S and AL 500^④

Bar length	40 cm / 16"
------------	-------------

NEW Cut Kit 10 2 × RS Pro saw chain / 1 × Light O4 guide bar 40 cm / 16"
Order number 3003 000 9901

For up to date pricing, please download the STIHL app or visit www.stihl.co.uk

Further comparison values for petrol-driven chainsaws are available on page 94

C = Comfort version

B = STIHL Quick Chain Tensioning

STIHL's most powerful cordless chainsaw, designed for demanding professional use. Three available operating modes limit the chain speed, enabling optimum work across a huge range of applications such as felling, snedding and cutting to length. Highly ergonomic design thanks to a compact well balanced construction, low vibration due to the STIHL anti-vibration system. Intuitive operation and notification cockpit with LED display, integrated cooling air filters, magnesium housing, captive nut on the sprocket cover and adjustable oil pump, .325" - RS Pro saw chain for excellent cutting performance. Fitted as standard with an LED display for active user notification when the chain speed is adjusted or chain brake is activated. Mounting point for the STIHL Smart Connector 2 A on the power tool housing. For more information on features and technical details, see page 94. **Working time with AP 500 S battery is up to 20-44 minutes.**

PREPARED FOR STIHL CONNECTED



① Weight excluding battery, including guide bar and saw chain

② Including guide bar and saw chain

③ Explanation of symbols on page 436

④ Explanation of quality marks on page 451



MSA 161 T
36 V • 1.25 kW^① • 2.5 kg^②



Very lightweight and compact, professional cordless arborist chainsaw for tree maintenance^③. The smooth and extremely efficient 1/4" P - PM3 saw chain coupled with a powerful EC motor produces high performance throughout the entire cut. Includes captive nuts on the sprocket cover. For more information on features and technical details, see page 96.

Working time with recommended AP 200 battery is up to 42 minutes.

MSA 161 T excluding battery and charger^④

Bar length 25 cm / 10"
Order number 7009 200 0082

Bar length **30 cm / 12"**
Order number **7009 200 0081**

Recommended set

MSA 161 T with AP 200 and AL 300^⑤
Bar length **30 cm / 12"**



NEW - AVAILABLE FROM SPRING 2022
MSA 220 T
36 V • 2.1 kW^① • 3.3 kg^②

36 V • 2.1 kW^① • 3.3 kg^②

Powerful professional cordless arborist saw^③ for removing larger branches, crown correction, or removing dead wood. Electronic trigger system with an unlock button for simple saw activation leads to easy operation. LED display on the top handle for information on the operating status of the chainsaw as well as the chain break position. Easy-to-clean air filter for long service life and optimum engine cooling, Rollomatic E guide bar^④ and 3/8" P - PS3 saw chain for excellent cutting performance, side-mounted chain tensioning, tool-free oil tank cap, captive nut on the sprocket cover. For more information on features and technical details, see page 96. **Working time with recommended AP 300 S battery is up to 29 minutes.**

MSA 220 T excluding battery and charger^④

Bar length 30 cm / 12"
Order number 7009 200 0098

Bar length **35 cm / 14"**
Order number **7009 200 0099**

Recommended set

MSA 220 T with AP 300 S and AL 500^⑤
Bar length **35 cm / 14"**

NEW Cut Kit 8 **2 × PS3 saw chain / 1 × Rollomatic E guide bar 35 cm / 14"**
Order number **3005 000 9906**



NEW - AVAILABLE FROM SPRING 2022
MSA 220 TC-O
36 V • 2.1 kW^① • 3.3 kg^②

36 V • 2.1 kW^① • 3.3 kg^②

Powerful professional cordless arborist saw^③ for removing pieces of trunk, crown correction, or removing dead wood. Features an oil sensor, LED display gives the user a warning when the chain oil level is low. Electronic trigger system with an unlock button for simple saw activation leads to easy operation. LED display on the top handle for information on the operating status of the chainsaw as well as the chain break position. Easy-to-clean air filter for long service life and optimum engine cooling, new Light PO4 guide bar^④ and 3/8" P - PS3 saw chain for excellent cutting performance, side-mounted chain tensioning, tool-free oil tank cap, captive nut on the sprocket cover. For more information on features and technical details, see page 96. **Working time with recommended AP 300 S battery is up to 29 minutes.**

MSA 220 TC-O excluding battery and charger^④

Bar length 30 cm / 12"
Order number 7009 200 0096

Bar length **35 cm / 14"**
Order number **7009 200 0097**

Recommended set

MSA 220 TC-O with AP 300 S and AL 500^⑤
Bar length **35 cm / 14"**

NEW Cut Kit 8 **2 × PS3 saw chain / 1 × Rollomatic E guide bar 35 cm / 14"**
Order number **3005 000 9906**



NEW - AVAILABLE FROM SPRING 2022
BUMPER SPIKES

Large metal bumper spikes for coarse-barked wood.



For MSA 220 T / MSA 220 TC-O
Order number **MA01 664 0500**



ACTIVE NOTIFICATION WHEN THE OIL LEVEL IS LOW

The new MSA 220 TC-O is the first STIHL cordless chainsaw with an integrated oil sensor display. If the chain lubricant is low, the LED in the operator cockpit for the saws will light up in red and actively notify the user of the low level. When there is sufficient oil in the system, the LED stays off. Our recommended SynthPlus, BioPlus and ForestPlus chain lubricants can be found on page 341.



BATTERY POWER ^⑥		94 Wh	187 Wh	227 Wh	281 Wh	337 Wh
BATTERY RANGES^⑦ (EXAMPLE USE) AND WORKING TIME PER BATTERY CHARGE^⑧ (up to ...)						
MSA 160 C-B	When sawing square timber (10 × 10 cm) up to ... 	-	42 min 210 cuts	50 min 250 cuts	62 min 310 cuts	74 min 370 cuts
MSA 161 T		-	42 min 200 cuts	50 min 240 cuts	62 min 300 cuts	74 min 360 cuts
MSA 200 C-B		-	35 min 160 cuts	40 min 210 cuts	50 min 270 cuts	60 min 320 cuts
MSA 220 C-B		-	32 min 150 cuts	35 min 200 cuts	37 min 270 cuts	44 min 320 cuts
MSA 220 T / MSA 220 TC-O NEW ^⑨		-	16 min 140 cuts	25 min 190 cuts	29 min 260 cuts	34 min 310 cuts
MSA 300 NEW ^⑩		-	-	-	-	20 - 44 min ^⑪ 320 cuts



£ For up to date pricing, please download the STIHL app or visit www.stihl.co.uk

■ Recommended battery
■ Reduced tool performance

C = Comfort version
T = Top handle
O = Oil sensor

① Further comparison values for petrol-driven chainsaws are available on page 96
② Weight excluding battery, including guide bar and saw chain
③ Specially designed for working among tree branches; should only be used by trained arborists
④ Including guide bar and saw chain

⑤ Including lightweight guide bar
⑥ Power capacity according to the specifications of the cell manufacturer. The actual power capacity available during operation is lower, to increase service life
⑦ The values provided are estimates and may vary depending on cutting done

⑧ The battery working times and area specifications for each battery charge are estimates and may vary depending on how the tool is used and what is being cut
⑨ Working time per battery charge varies depending on the selected operating mode
⑩ Explanation of symbols on page 436

⑪ Explanation of quality marks on page 451
⑫ Available from Spring 2022

⑬ Exterior design of guide bar for MSA 220 T / MSA 220 TC-O are subject to change throughout 2022

**HSA 66**36 V • 3.1 kg^①

Cordless hedge trimmers offer high cutting performance with a low weight, and maintain a constant stroke rate under load, even during tough jobs. 30 mm tooth spacing, teardrop-shaped cutter geometry holds twigs more effectively in the blade, double-sided single-edged cutter blade, integrated cut protection, screw-on tip protector. For more information on features and technical details, see page 128. **Working time with recommended AP 100 battery is up to 72 minutes.**

HSA 66 excluding battery and charger

Bar length **50 cm / 20"**
Order number **4851 011 3520**

Recommended set

HSA 66 with AP 100 and AL 101
Bar length **50 cm / 20"**

**HSA 86**36 V • from 3.0 kg^①

The cordless hedge trimmer offers high power and efficiency at a low weight. It ensures a constant stroke rate while pruning thick hedges. 33 mm tooth spacing, double-sided double-edged cutting blades in two lengths, screw-on cut and tip protector. For more information on features and technical details, see page 128. **Working time with recommended AP 200 battery is up to 144 minutes.**

HSA 86 excluding battery and charger

Bar length **45 cm / 18"**
Order number **4851 011 3529**

Recommended set

HSA 86 with AP 200 and AL 300
Bar length **62 cm / 24.5"**

**NEW HSA 94 R**36 V • from 4.1 kg^①

Extremely high-performance and robust professional cordless hedge trimmer with low blade speed for powerful cutting. Constant stroke rate (even under extreme load when performing heavy pruning), rotating multi-function handle with three-setting stroke rate, double-sided double-edged cutting blade in the pruning version, and screw-on cut and tip protector. Mounting point for the new STIHL Smart Connector 2 A. Cordless operation with the aid of the AP holster with connecting cable, a carrying system, or an AR L backpack battery (see page 55). For more information on features and technical details, see page 128. **Working time with recommended AR 2000 L battery is up to 690 minutes.**

HSA 94 R excluding battery and charger

Bar length **60 cm / 24"**
Order number **4869 011 3540**

Bar length **75 cm / 30"**
Order number **4869 011 3541**

Recommended set

HSA 94 R with AR 2000 L, AR L carrying system and AL 500
Bar length **60 cm / 24"**

**NEW HSA 94 T**36 V • from 3.9 kg^①

Extremely high-performance and robust professional cordless hedge trimmer with high blade speed for precise cuts. A constant stroke rate even under load, rotating multi-function handle with three-setting stroke rate, double-sided double-edged cutting blade in the trimming version, and screw-on cut and tip protector. Mounting point for the new STIHL Smart Connector 2 A. Battery operation with the aid of the AP holster and connecting cable used with the battery belt and harness or the AP carrying system, or a AR L backpack battery (see page 55). For more information on features and technical details, see page 128. **Working time with recommended AR 2000 L battery is up to 690 minutes.**

HSA 94 T excluding battery and charger

Bar length **60 cm / 24"**
Order number **4869 011 3550**

Bar length **75 cm / 30"**
Order number **4869 011 3551**

Recommended set

HSA 94 T with AR 2000 L, AR L carrying system and AL 500
Bar length **60 cm / 24"**

**PREPARED FOR STIHL CONNECTED**

With the STIHL Smart Connector 2 A, it's easy to integrate the HSA 94 R and HSA 94 T with STIHL connected. Simply unscrew the protective cover, plug into the tool's control module and re-insert the screws. From there the connector will collect information on the tool's serial number, power tool type, usage times and operating speed. Using Bluetooth®, the data is transferred to the STIHL connected App, and then on to the STIHL Cloud for analysis and further use in the STIHL connected Portal.

➔ You can find the Smart Connector 2 A and further information on STIHL connected digital fleet management from page 332

HLA 6636 V • 3.8 kg^①

Lightweight cordless long-reach hedge trimmer for pruning hedges and shrubs as well as plants close to the ground. The cutter bar can be adjusted through 115° without the use of tools for head-height, side, and ground-level cutting. Double-sided double-edged cutting blade for a clean cutting pattern. Constant blade stroke and work progress under load. Loop handle, infinitely variable speed control, and intuitive control handle. Transport length with cutter bar folded up 125 cm; total length 205 cm. For more information on features and technical details, see page 134. **Working time with recommended AP 200 battery is up to 144 minutes.**



HLA 66 excluding battery and charger
Bar length **50 cm / 20"**
Order number **4859 011 2910**

Recommended set

HLA 66 with AP 200 and AL 101

HLA 8636 V • 4.8 kg^①

Cordless long-reach hedge trimmer with significant range for professional use. Particularly well-suited for pruning tall hedges and shrubs as well as cutting back plants close to the ground. Ergonomic work due to a stable square-cut telescopic shaft. Both the shaft length and cutter bar can be adjusted tool-free. The cutter bar can be pivoted through 115° for head-height, side, and ground-level cutting. Double-sided double-edged cutting blade for a clean cutting pattern, infinitely variable speed control, and intuitive control handle. Transport length with cutter bar folded up 180 cm; total length 260–330 cm. For more information on features and technical details, see page 134. **Working time with recommended AP 200 battery is up to 144 minutes.**



HLA 86 excluding battery and charger
Bar length **50 cm / 20"**
Order number **4859 011 2930**

Recommended set

HLA 86 with AP 200 and AL 300



NEW
RMA 253
36 V • 23.0 kg^⓪

AP III SYSTEM
AP 200

DOMESTIC
5 YEAR WARRANTY

EC MOTOR

Cordless lawn mower with a 51 cm / 20" cutting width for larger areas of lawn in noise-sensitive environments. With an EC engine and permanently active eco mode for improved battery runtime. Central cut-height adjustment, folding handle, easy-to-operate engine-stop bar, sturdy stainless steel housing, and additional battery holder. Large 55-litre grass catcher box with fill-level indicator. For more information on features and technical details, see page 200. **Working area covered with recommended AP 200 battery is 250 m².**

RMA 253 excluding battery and charger
Order number **6371 011 1400**

Recommended set
RMA 253 with AP 200 and AL 101

VARIABLE SPEED
2.0 - 3.0 / 3.7 / 4.5 km/h



AP III SYSTEM
AP 300

DOMESTIC
5 YEAR WARRANTY

EC MOTOR

RMA 2 RV
36 V • 23.0 kg^⓪

Lightweight and easy-to-manoeuvre mulch mower with a 46 cm / 18" cutting width for medium-sized areas of lawn. Cut-height adjustment by axle, quick-fix quick-release tensioner and folding handlebar. Electric Vario wheel drive for comfortable work. The maximum working speed can be adjusted using a lever on the handlebar, with six levels available. For more information on features and technical details, see page 200. **Working area covered with recommended AP 300 battery is 510 m².**

RMA 2 RV excluding battery and charger
Order number **6357 011 1410**

Recommended set
RMA 2 RV with AP 300 and AL 300



RMA 443 C
36 V • 21.0 kg^⓪

AP III SYSTEM
AP 200

DOMESTIC
5 YEAR WARRANTY

EC MOTOR

Powerful and manoeuvrable cordless lawn mower for larger areas of lawn. Adjustable comfort handlebar for comfortable work. Central cut-height adjustment, automatic eco mode, and flow-optimised blades ensure longer battery life. Robust polymer housing, folding 55 litre grass collection box with fill level display, cutting width 41 cm / 16". For more information on features and technical details, see page 200. **Working area covered with recommended AP 200 battery is 360 m².**

RMA 443 C excluding battery and charger
Order number **6338 011 1411**

Recommended set
RMA 443 C with AP 200 and AL 101

AMK 043 Mulching kit
Order number **6909 007 1083**

VARIABLE SPEED
2.0 - 3.0 / 3.7 / 4.5 km/h



AP III SYSTEM
AP 200

DOMESTIC
5 YEAR WARRANTY

EC MOTOR

RMA 443 VC
36 V • 23.0 kg^⓪

Powerful and manoeuvrable cordless lawn mower with variable speed drive, adjustable via a lever on the handlebar. Suitable for larger areas of lawn. Height adjustable and foldable comfort handlebar for comfortable mowing and to make emptying the grass catcher box much easier. Central cut-height adjustment, automatic eco mode, and flow-optimised blades ensure longer battery life. Robust polymer housing, easy opening 55 litre grass collection box with fill level display, cutting width 41 cm / 16". For more information on features and technical details, see page 200. **Working area covered with recommended AP 200 battery is 420 m².**

RMA 443 VC excluding battery and charger
Order number **6338 011 1430**

Recommended set
RMA 443 VC with AP 200 and AL 101

NEW AMK 443 Mulching kit
Order number **6909 007 1038**

VARIABLE SPEED
2.0 - 3.0 / 3.7 / 4.5 km/h



AP III SYSTEM
AP 300

DOMESTIC
5 YEAR WARRANTY

EC MOTOR

RMA 448 VC
36 V • 24.0 kg^⓪

Powerful cordless lawn mower with a large cutting width and with variable speed drive, adjustable via a lever on the handlebar. Suitable for mowing large lawns. Adjustable comfort handlebar for comfortable work and to make emptying the grass catcher box much easier. Central cut-height adjustment, automatic eco mode, and flow-optimised blades ensure longer battery life. Robust polymer housing, folding 55 litre grass collection box with fill level display, cutting width 46 cm / 18". For more information on features and technical details, see page 200. **Working area covered with recommended AP 300 battery is 400 m².**

RMA 448 VC excluding battery and charger
Order number **6358 011 1430**

Recommended set
RMA 448 VC with AP 300 and AL 300

NEW AMK 448 Mulching kit
Order number **6909 007 1039**

ACCESSORIES:
DOUBLE BATTERY SLOT ADAPTER



See page 58



AP III SYSTEM
AR 3000 L

PROFESSIONAL
2 YEAR WARRANTY

EC MOTOR

RMA 765 V
36 V • 44.0 kg^⓪

Professional cordless lawn mower for regular care of lawns in particularly noise-sensitive areas such as residential locations, schools, and hospital gardens. 63 cm / 25" cutting width, 2-blade flow-optimised mowing unit, cut-height adjustment by wheel, electric Vario wheel drive, and height-adjustable and folding comfort handlebar. 80-litre grass catcher box with fill-level indicator. For more information on features and technical details, see page 200. **Working area covered with recommended AR 3000 L battery is 3,100 m².**


RMA 765 V excluding battery and charger
Order number **6392 011 1400**

Set RMA 765 V with connecting cable, AP adaptor, carrying system, AR 3000 L and AL 500
Order number **6392 200 0002**

AMK 065 Mulching kit
Order number **6909 007 1063**

FSA 86 R 36 V • 3.2 kg^①  

Powerful cordless brushcutter in a contemporary design for mowing along the side of obstacles, as well as around trees and bushes. Cutting circle diameter 350 mm. Ergonomic operating handle, loop handle, sturdy aluminium shaft, spacer bracket. With AutoCut C 6-2 mowing head. Alternatively, the PolyCut 6-2 mowing head with polymer blades is available as an accessory. For more information on features and technical details, see page 238. **Working time with recommended AP 200 battery is up to 35 minutes** (with nylon mowing head) / **60 minutes** (with PolyCut blades).



ACCESSORIES:
CORDLESS HARNESS
See page 234

FSA 86 R excluding battery and charger
Order number **FA05 011 5700**


Recommended set
FSA 86 R with AP 200 and AL 300

Replacement round mowing line ●2.0 mm / 14 m
Order number **0000 930 2335**

APIII SYSTEM
AP 200

FSA 90 R 36 V • 2.8 kg^①  

Professional cordless brushcutter for working on large areas of tough grass and mowing around obstacles, trees and posts. 280 mm cutting diameter, loop handle, STIHL ECOSPEED variable speed control, single shoulder harness and AutoCut 25-2 mowing head. No ear protection required. For more information on features and technical details, see page 238. **Working time with recommended AP 300 battery is up to 30 minutes** (with nylon mowing head).



FSA 90 R excluding battery and charger
Order number **4863 200 0005**


Recommended set
FSA 90 R with AP 300 and AL 300

Replacement round mowing line ●2.4 mm / 14 m
Order number **0000 930 2338**

APIII SYSTEM
AP 300

FSA 90 36 V • 3.2 kg^①  

Cordless brushcutter for working on large areas of tough grass. 260 mm cutting diameter with GrassCut 260-2 metal cutting tool, bike handle, STIHL ECOSPEED variable speed control, double shoulder harness, no ear protection required. For more information on features and technical details, see page 238. **Working time with recommended AP 300 battery is up to 45 minutes** (with grass-cutting blade).




FSA 90 excluding battery and charger
Order number **4863 200 0001**

Recommended set
FSA 90 with AP 300 and AL 300

APIII SYSTEM
AP 300

FSA 130 R 36 V • 3.9 kg^②  

Powerful and lightweight cordless brushcutter for working on large areas of tough grass and mowing around obstacles, trees and posts. 420 mm cutting circle diameter with AutoCut mowing head. Supplied with single shoulder harness and AutoCut C 26-2 mowing head. For attaching the tool to an AR backpack battery or AP carrying system, support cushion set should be used. For accessories see page 59. For more information on features and technical details, see page 238. **Working time with recommended AR 2000 L battery is up to 160 minutes** (with nylon mowing head).




FSA 130 R excluding battery and charger
Order number **4867 200 0002**

Recommended set
FSA 130 R with AR 2000 L, AR L carrying system and AL 500

APIII SYSTEM
AR 2000 L

FSA 130 36 V • 4.5 kg^②  

Powerful and lightweight cordless brushcutter for working on large areas of tough grass and mowing around obstacles, trees and posts. cutting circle diameter of 260 mm with GrassCut 260-2 metal cutting tool. Supplied with single shoulder harness and grass-cutting blade. Three adjustable power levels. Battery operation with the aid of the AP holster with connecting cable, a carrying system, and the support cushion set with an AR battery and the support cushion set (see page 59). For more information on features and technical details, see page 238. **Working time with recommended AR 2000 L battery is up to 310 minutes** (with grass-cutting blade).





FSA 130 excluding battery and charger
Order number **4867 200 0001**

Recommended set
FSA 130 with AR 2000 L, AR L carrying system and AL 500

Replacement round mowing line ●2.4 mm / 41 m
Order number **0000 930 2339**

APIII SYSTEM
AR 2000 L

KMA 130 R 36 V • 3.2 kg^①  

Powerful cordless KombiEngine with high torque and low weight. Three power levels for energy-efficient and low-noise work in all applications. Supplied with shoulder harness. Designed for main use with AR L backpack battery use. AP battery operation with the aid of the AP holster with connecting cable, battery belt with harness or AP carrying system (see page 59). The KMA 130 R cannot be used with the FSB-KM brushcutter. For more information on features and technical details, see page 144. **For KombiTool working times with the KMA 130 R, go to page 141.**



KMA 130 R excluding battery and charger
Order number **4867 011 6820**

Recommended set
KMA 130 R with AR 2000 L, AR L carrying system and AL 500

RELATED KOMBITOOLS:



ADDITIONAL INFORMATION ON KOMBITOOLS

SEE FROM **PAGE 142**



① For up to date pricing, please download the STIHL app or visit www.stihl.co.uk

R = Loop handle

① Weight excluding battery, including cutting tool and guard
② Weight excluding battery, cutting tool and guard

① Weight excluding battery and KombiTools
② Ear protection must be worn when using the BG-KM blower

③ Explanation of symbols on page 436
④ Explanation of quality marks on page 451





ACCESSORIES:

NEW HIP BELT WITH HOLSTER



See page 57

NEW
SGA 8536 V • 17 l • 6.2 kg^①

Comfortable cordless sprayer for use with disinfectants, herbicides, pesticides, fungicides and fertilisers in horticulture, agriculture, and other professional applications. Particularly effective thanks to a powerful membrane pump with 6 bar of operating pressure. Adjustable hollow cone nozzle, infinitely variable pressure adjustment by means of a rotary control during operation, large filler opening to make it easy to fill the tank, bracket for safe lance storage during work breaks. Ergonomic carrying system with adjustable chest strap for very comfortable work. Additional hip belt as well as various nozzles are available as accessories for a range of uses and applications. For more information on features and technical details, see page 264. **Working time with recommended AP 100 battery is up to 510 minutes.**

SGA 85 excluding battery and charger
Order number **4854 011 7000**

Recommended set
SGA 85 with AP 100 and AL 300



KGA 770

36 V • Container capacity 50 l • Sweep width 77 cm • 16.0 kg^①

Cordless sweeping machine for large areas both indoors and outdoors. STIHL MultiClean PLUS sweeping system, 8-fold central height adjustment, lateral guide roller, transport handle, stores upright to save space, ergonomically shaped 2-fold height-adjustable push bar. Easy and effortless to push due to the cordless operation of the circular brushes and power sweep. This enables thorough cleaning of edges and corners, even when the machine is stationary. The low-wear nylon bristles come with a four-year STIHL durability warranty. For more information on features and technical details, see page 295. **Working time with recommended AP 100 battery is up to 84 minutes.**

KGA 770 excluding battery and charger
Order number **4860 011 4703**

Recommended set
KGA 770 with AP 100 and AL 101



BGA 86

36 V • 2.8 kg^②

Very powerful, easy to use and comfortable to operate cordless blower. Perfect for professional use in large, urban areas. For removing leaves and dirt. Round nozzle, soft handle, three-setting length-adjustable blower tube. Flat nozzle for increased air speed available as an accessory. For long periods of use, we recommend the AR L backpack battery. For more information on features and technical details, see page 288. **Working time with recommended AP 300 battery is up to 21 minutes.**

BGA 86 excluding battery and charger
Order number **BA02 011 5900**

Recommended set
BGA 86 with AP 300 and AL 300



BGA 100

36 V • 2.5 kg^②

Pleasantly quiet, lightweight and very powerful cordless blower for professional use, especially in urban, noise-sensitive areas. Round nozzle, soft handle, three power levels with additional boost function, three-setting length-adjustable blower tube, lifting eyelet for support cushion (accessories). Flat nozzle for increased air speed available as an accessory. Cordless operation via a connecting cable and battery belt, AP carrying system, or AR backpack battery (see page 59). For more information on features and technical details, see page 288. **Working time with recommended AR 3000 L battery is up to 510 minutes.**

BGA 100 excluding battery and charger
Order number **4866 011 5900**

Recommended set
BGA 100 with AR 3000 L, AR L carrying system and AL 500

COMFORT
CARRYING
SYSTEM

BGA 200

36 V • 3.2 kg^②

The most powerful cordless blower from STIHL. Pleasantly quiet for professional use in urban and noise-sensitive areas. Hand-held operation is ideal for use in narrow and awkward spaces. For extended periods or large areas of work, the specially developed comfort carrying system gives you the option of easily hooking the BGA 200 onto a harness. Switching between hand-held and mounted mode couldn't be quicker or easier, making the BGA 200 a flexible 2-in-1 power tool. The curved shape of the BGA 200 ensures that, in spite of the powerful airflow, there is no tipping or turning effect on the blower itself, reducing the strain on your wrist. The second handle and locking throttle make it even more comfortable to use. At the press of a button, the blower tube length can be very easily adapted for different cleaning situations such as cleaning in corners. The comfort carrying system that comes with order number BA01 200 0000 must be secured to the AR L carrying system. For more information on features and technical details, see page 288. **Working time with recommended AR 3000 L battery is up to 500 minutes.**

BGA 200 excluding battery, charger and comfort carrying system
Order number **BA01 011 5900**

BGA 200 excluding battery and charger, including comfort carrying system
Order number **BA01 200 0000**

Recommended set
BGA 100 with AR 3000 L, AR L carrying system, comfort carrying system and AL 500



PROFESSIONAL TIP

POWER TOOLS WITH A SOCKET^③

For an affordable alternative to the Set AR L battery and the AR L carrying system, you can purchase an AP battery, AP holster with connecting cable and the battery belt with harness.

FOR MORE INFORMATION, SEE **PAGE 59**

HTA 66

36 V • 1.05 kW^① • 3.3 kg^②



Very lightweight and quiet yet powerful cordless pole pruner for grounds, garden and orchard maintenance. Fitted with 1/4" P - PM3 saw chain for low vibration and a clean, precise cut. Lightweight power head for easy manoeuvrability and good balance. Side-mounted chain tensioning and captive nut on the sprocket cover. With branch hook to assist removal of cuttings. Rigid shaft - not extendable. Total length 240 cm. For more information on features and technical details, see page 96. **Working time with recommended AP 200 battery is up to 42 minutes.**



ACCESSORIES:

PROTECTIVE FOOT

See page 58

HTA 66 excluding battery and charger^③

Bar length **30 cm / 12"**

Order number **LA03 200 0004**

Recommended set

HTA 66 with AP 200 and AL 101

NEW Cut Kit 6 **2 × PM3 saw chain / 1 × Rollomatic E Mini guide bar 30 cm / 12"**

Order number **3005 000 9904**

HTA 86

36 V • 1.05 kW^① • 4.6 kg^②



Powerful cordless pole pruner. Quiet and low-vibration. For professional use in tree maintenance, orchards and local authorities. For pruning trees, removing dead wood and breakage from storms, and for cutting back fruit trees. 1/4" P - PM3 saw chain, lightweight and compact power head with sturdy branch hook for easy removal of loose cuttings from the tree. Rigid shaft to help with guidance and a clean and precise cut. Rapid length adjustment with quick release mechanism. Total length 270 - 390 cm. For more information on features and technical details, see page 96. **Working time with recommended AP 200 battery is up to 42 minutes.**



ACCESSORIES:

PROTECTIVE FOOT

See page 58

HTA 86 excluding battery and charger^③

Bar length **30 cm / 12"**

Order number **LA03 200 0002**

Recommended set

HTA 86 with AP 200 and AL 500

NEW Cut Kit 6 **2 × PM3 saw chain / 1 × Rollomatic E Mini guide bar 30 cm / 12"**

Order number **3005 000 9904**



TSA 230

36 V • 3.9 kg^②



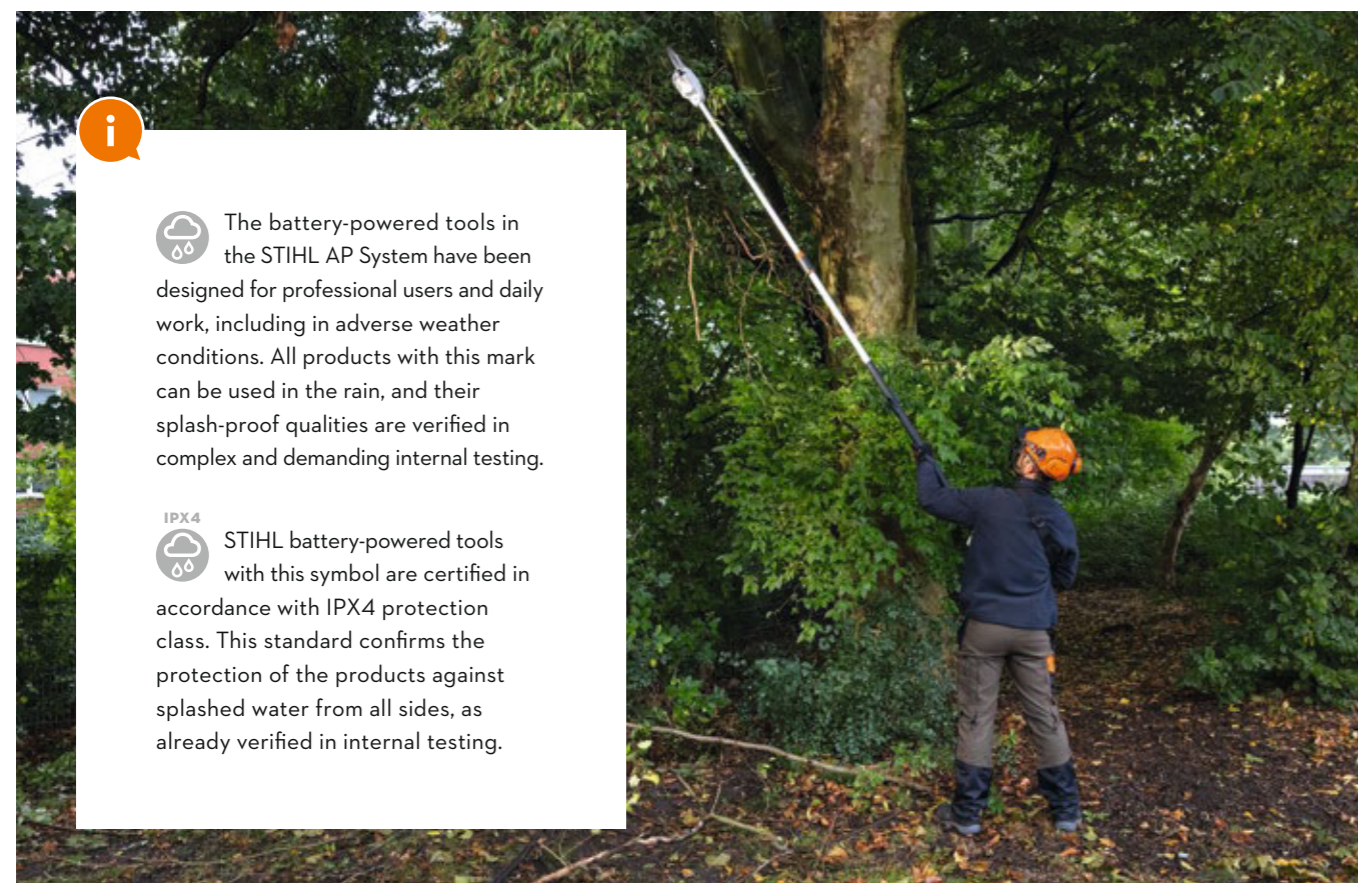
Quick, convenient and simple to use cut-off machine with 230 mm / 9" cutting wheel for wet cutting. Particularly useful for roof tiles and metalwork. Easy to control, light weight yet powerful. Suitable for indoor and outdoor use, up to 70 mm cutting depth, water connection with on / off valve and hose coupling. Tool free spindle lock, maintenance free belt drive. For more information on features and technical details, see page 160. **Working time with recommended AP 300 battery is up to 18 minutes.**

TSA 230 excluding battery and charger

Order number **4864 011 6600**

Recommended set

TSA 230 with AP 300 and AL 500



The battery-powered tools in the STIHL AP System have been designed for professional users and daily work, including in adverse weather conditions. All products with this mark can be used in the rain, and their splash-proof qualities are verified in complex and demanding internal testing.

IPX4 STIHL battery-powered tools with this symbol are certified in accordance with IPX4 protection class. This standard confirms the protection of the products against splashed water from all sides, as already verified in internal testing.

Order number	Diameter (mm / inches)	RECOMMENDED USE ^④					
		Brick	Concrete	Reinforced concrete	Strongly reinforced concrete, old concrete	Granite, hard natural stone	Structural steel
DIAMOND CUTTING WHEELS							
FOR GENERAL CONSTRUCTION USE							
NEW D-B10							
Service life	0835 090 7050	230 / 9	•	•	•	-	-
Cutting performance			•	•	•	-	-
FOR HEAVY-DUTY AND SPECIAL USES							
D-X100							
Service life	0835 092 7000	230 / 9	•	•	•	•	-
Cutting performance			•	•	•	•	-
COMPOSITE RESIN CUTTING WHEELS							
K-ME							
Service life	0835 012 7000	230 / 9	-	-	-	-	•
Cutting performance			-	-	-	-	•

For up to date pricing, please download the STIHL app or visit www.stihl.co.uk

① Further comparison values for petrol-driven chainsaws are available on page 96
 ② Weight excluding battery, including guide bar and saw chain
 ③ Including guide bar and saw chain

• Suitable
 - Not recommended
 ④ Delivery includes composite resin cutting wheel
 ⑤ Weight excluding battery and cutting wheel for structural and stainless steel
 ⑥ When selecting cutting wheels to use, the application must be taken into consideration in combination with the cut-off machine on-site.
 ⑦ Explanation of symbols on page 436





REAL PROFESSIONAL PERFORMANCE. BATTERY POWERED.


FOR THOSE WHO DEMAND MORE

The latest additions to the STIHL cordless range are our most powerful yet. Whether it's the new RGA 140 rotary brushcutter, HLA 135 hedge trimmer, HTA 135 pole pruner, FSA 135 brushcutters, KMA 135 R KombiEngine or BGA 200 blower - STIHL has the right tool for any professional.

HLA 135
36 V • 5.6 kg^①



The most powerful cordless long-reach hedge trimmer in the STIHL range for professional use in noise-sensitive areas. For cutting shrubs and bushes as well as plants near the ground, and the whole spectrum from trimming to pruning. The cutter bar can be adjusted through 145° without the use of tools for head-height, side, and ground-level cutting. Double-sided double-edged cutting blade for a clean cutting pattern. Intuitive control handle with an LED display. Mounting point for the STIHL Smart Connector 2 A on the power tool housing. Total length 249 cm. For more information on features and technical details, see page 134. **Working time with recommended AP 200 battery is up to 64 minutes.**



ACCESSORIES:

PROTECTIVE FOOT



See page 58

HLA 135 excluding battery and charger
Bar length **60 cm / 24"**
Order number **HA04 200 0001**

Recommended set

HLA 135 with AP 200 and AL 500

HTA 135
36 V • 1.5 kW^② • 6.8 kg^③



The most powerful STIHL cordless pole pruner. Quiet and low-vibration. For professional use in tree maintenance, orchards and local authorities. For pruning trees, removing dead wood and breakage from storms, and for cutting back fruit trees. 3/8" P - PM3 saw chain, lightweight magnesium gearhead, sturdy branch hook for easy removal of loose cuttings from the tree. Particularly rigid-in-guidance professional telescopic shaft with rapid adjustment for precise biting characteristics and a precise cut. Mounting point for the STIHL Smart Connector 2 A on the power tool housing. Total length 285 - 405 cm. For more information on features and technical details, see page 96. **Working time with recommended AP 300 S battery is up to 45 minutes.**



INCL. PROTECTIVE FOOT

HTA 135 excluding battery and charger^④
Bar length **30 cm / 12"**
Order number **LA01 200 0000**

Recommended set

HTA 135 with AP 300 S and AL 500



PREPARED FOR STIHL CONNECTED

With the STIHL Smart Connector 2 A, it's easy to integrate selected AP System power tools with STIHL connected. Simply unscrew the protective cover, plug into the tool's control module and re-insert the screws. From there the connector will collect information on the tool's serial number, power tool type, usage times and operating speed. Using Bluetooth®, the data is transferred to the STIHL connected App, and then on to the STIHL Cloud for analysis and further use in the STIHL connected Portal.

SMART CONNECTOR 2 A IS COMPATIBLE WITH

- ✓ HLA 135
- ✓ FSA 135 R
- ✓ HSA 94 R^⑤
- ✓ HTA 135
- ✓ FSA 135
- ✓ HSA 94 T^⑤
- ✓ KMA 135 R
- ✓ RGA 140
- ✓ MSA 300



➔ You can find the Smart Connector 2 A and further information on STIHL connected digital fleet management on page 332

£ For up to date pricing, please download the STIHL app or visit www.stihl.co.uk

① Weight excluding battery
② Further comparison values for petrol-driven pole pruners are available on page 96

③ Weight excluding battery, guide bar and saw chain, including protective foot
④ Including guide bar, saw chain and protective foot
⑤ Explanation of symbols on page 436
© 2022 version



ACCESSORIES:
PROTECTIVE FOOT



See page 58

KMA 135 R

36 V • 3.4 kg^①

Robust and powerful cordless KombiEngine in a contemporary design with an AP battery slot in the power tool. For working in noise sensitive environments. Versatile use due to wide range of STIHL KombiTools. Ergonomic control handle with three-level speed pre-selection and LED display as well as infinitely variable speed control, loop handle, and air filter for long service life. Mounting point for the STIHL Smart Connector 2 A on the power tool housing. The KMA 135 R cannot be used with the FSB-KM brushcutter. For more information on features and technical details, see page 144. **For KombiTool working times with the KMA 135 R, go to page 141.**

KMA 135 R excluding battery and charger
Order number **FA02 011 6800**

Recommended set
KMA 135 R with AP 300 S and AL 500

RELATED KOMBITOOLS:

FS-KM
NYLON MOWING HEAD

NEW HT-KM
POLE PRUNER

FS-KM
GRASS-CUTTING BLADE

BG-KM
BLOWER

HL-KM 145°
LONG-REACH HEDGE TRIMMER

RG-KM
ROTARY CUTTING HEAD



NEW

RGA 140

36 V • 6.4 kg^②



Powerful cordless brushcutter with reciprocating cutting blades for low-spin removal of weeds and grass from a range of surfaces such as gravel, asphalt and paved areas. AP battery slot in the power tool, ergonomic control handle with three speed levels, infinitely variable speed control, bike handle, double shoulder harness and air filter for long service life. The robust cutting blades can be sharpened and periodically rotated for even wear. Mounting point for the STIHL Smart Connector 2 A on the power tool housing. For more information on features and technical details, see page 238. **Working time with recommended AP 300 S battery is up to 100 minutes.**

RGA 140 excluding battery and charger
Order number **FA02 011 8800**

Recommended set
RGA 140 with AP 300 S and AL 500

SMART CONNECTOR 2 A IS COMPATIBLE WITH

- ✔ HLA 135
- ✔ HTA 135
- ✔ KMA 135 R
- ✔ FSA 135 R
- ✔ FSA 135
- ✔ RGA 140
- ✔ HSA 94 R^③
- ✔ HSA 94 T^④
- ✔ MSA 300



ADDITIONAL INFORMATION ON KOMBITOOLS

SEE FROM **PAGE 49**



The overview of battery charging times, working time per charge and battery range is available on **pages 60, 61 and stihl.co.uk.**

£ For up to date pricing, please download the STIHL app or visit www.stihl.co.uk

① Weight excluding battery and KombiTool
② Weight excluding battery, including blade and guard
③ Weight excluding battery, cutting tool and guard

④ Ear protection must be worn when using the BG-KM blower
⑤ Explanation of symbols on page 436
⑥ Explanation of quality marks on page 451
© 2022 version

FSA 135 R

36 V • 4.3 kg^③

Robust and powerful cordless brushcutter with an AP battery slot in the power tool. For mowing grass and scrub in noise sensitive settings. Max. cutting circle diameter 420 mm with AutoCut C 26-2 head. Ergonomic control handle with three level speed pre-selection and LED display as well as infinitely variable speed control, loop handle, single shoulder harness, universal guard, air filter for long service life. Versatile use due to wide range of STIHL cutting tools. Supplied with AutoCut C 26-2 mowing head. Mounting point for the STIHL Smart Connector 2 A on the power tool housing. For more information on features and technical details, see page 238. **Working time with recommended AP 300 S battery is up to 45 minutes.**

FSA 135 R excluding battery and charger
Order number **FA01 200 0003**

Recommended set
FSA 135 with AP 300 S and AL 500

Replacement round mowing line ● 2.4 mm / 41 m
Order number **0000 930 2339**



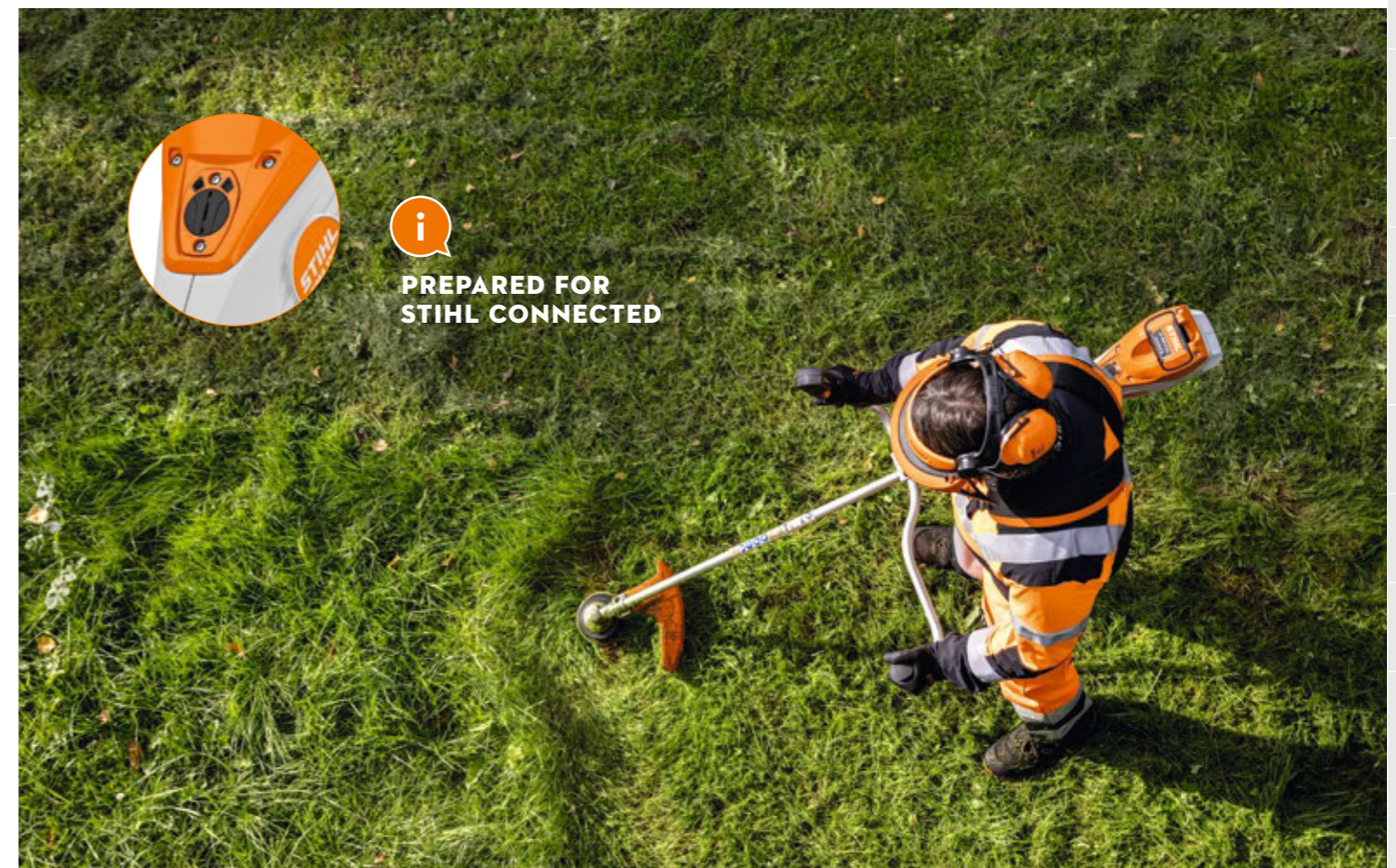
FSA 135

36 V • 4.9 kg^③

Robust and powerful cordless brushcutter with an AP battery slot in the power tool. For mowing grass and scrub in noise sensitive settings. Cutting circle diameter 260 mm with grass-cutting blade. Ergonomic control handle with three-level speed pre-selection and LED display as well as infinitely variable speed control, bike handle, double shoulder harness, universal deflector, air filter for long service life. Versatile use due to wide range of STIHL cutting tools. Supplied with GrassCut 260-2 blade. Mounting point for the STIHL Smart Connector 2 A on the power tool housing. For more information on features and technical details, see page 238. **Working time with recommended AP 300 S battery is up to 100 minutes.**

FSA 135 excluding battery and charger
Order number **FA01 200 0001**

Recommended set
FSA 135 with AP 300 S and AL 500



AP AND AR L BATTERIES

POWERHOUSES FOR ANY CHALLENGE

POWERFUL BATTERY FOR PROFESSIONALS

Our new AP 500 S is not only the most powerful AP battery from STIHL, but also features power laminate technology which means it has double the number of charging cycles of a typical STIHL AP system battery with cylindrical cells. With approximately 253 charging cycles per year (253 working days, excluding weekends and bank holidays in UK) the battery will last close to 10 years without the typical capacity loss of the battery cells. It has an integrated Bluetooth® interface for STIHL connected, so just like our AR L backpack batteries, it can be linked to the STIHL connected system® and managed like a power tool. This allows you to see the charge status via the STIHL connected App and monitor its daily usage.

➔ More information on STIHL connected is available from page 332.



! AP 100 AP 200 AP 300 AP 300 S



AP BATTERIES

PRODUCT ADVANTAGES:

- ✓ POWERFUL LITHIUM-ION BATTERIES
- ✓ LOW WEIGHT
- ✓ CAN BE USED IN THE RAIN
- ✓ CHARGE STATUS DISPLAY VIA 4 GREEN LED LIGHTS

Compatible with the STIHL AP System. Very powerful Lithium-Ion batteries with charge-level indicator (four LEDs). Available with a range of power capacities and power levels.

! AP 100 94 Wh battery power^①, 0,9 kg
Order number **4850 400 6550**

AP 200 187 Wh battery power^①, 1,3 kg
Order number **4850 400 6560**

AP 300 227 Wh battery power^①, 1,7 kg
Order number **4850 400 6570**

AP 300 S 281 Wh battery power^①, 1,8 kg
Order number **4850 400 6580**

NEW AP 500 S 337 Wh battery power^①, 2,0 kg
Order number **EA01 400 6500**



NEW AP 500 S



AR L BATTERIES

PRODUCT ADVANTAGES:

- ✓ LITHIUM-ION BATTERIES WITH VERY HIGH POWER CAPACITY
- ✓ CHARGE STATUS DISPLAY VIA 6 GREEN LED LIGHTS
- ✓ USB CONNECTION
- ✓ STIHL CONNECTED VIA AN INTEGRATED BLUETOOTH® INTERFACE
- ✓ COMFORTABLE AL CARRYING SYSTEM AS AN ACCESSORY
- ✓ CAN BE USED IN THE RAIN

Backpack Lithium-Ion batteries with high power capacities for long battery life, USB connection, and Bluetooth® interface for connection with STIHL connected. Sturdy housing with integrated carry handle and charge-level indicator (six LEDs). Can be directly connected with RMA 765 V. In combination with the AR L carrying system and AR L connecting cable, suitable for tools with a socket and in combination with an AP adapter for most tools with a battery slot. Can be used in the rain.

AR 2000 L excluding connecting cable, AP adapter and carrying system
1,015 Wh battery power^①, 7,4 kg^②
Order number **4871 400 6510**

Set AR 2000 L including connecting cable and AP adapter (excluding carrying system)
1,015 Wh battery power^①
Order number **4871 200 0000**

AR 3000 L excluding connecting cable, AP adapter and carrying system
1,520 Wh battery power^①, 9,5 kg^②
Order number **4871 400 6520**

Set AR 3000 L including connecting cable and AP adapter (excluding carrying system)
1,520 Wh battery power^①
Order number **4871 200 0001**

② Weight excluding carrying system

③ Explanation of symbols on page 436

④ Available from Spring 2022

⑤ More information on STIHL connected is available from page 332

AL 101 STANDARD CHARGER



230 V. Compatible with STIHL AK and AP batteries. With charge-level indicator (LED). Cable tie with Velcro tape. Wall-mounting possible.

Order number **4850 430 2524**

AL QUICK CHARGERS



230 V. For shorter charging times for STIHL AK, AP and AR L batteries. Device for wall attachment and cable winding in the casing base. With operating mode indicator via LED and active battery cooling.

AL 300
Order number **4850 430 5504**

AL 500
Order number **4850 430 5704**



NEW AL 301-4 MULTIPLE BATTERY CHARGER

230 V. Multiple battery charger for sequential charging of up to four AP batteries or AR L batteries with an AR L connecting cable and AP adapter. Cannot be used with AK batteries. Can be secured either to the wall or on a shelf, or permanently installed in a vehicle. Energy supply via an external feed. With operating mode indicator via LED and active battery cooling. AR L connecting cable and AP adapter for charging AR L backpack batteries not included in the scope of delivery.

Order number **EA04 430 5504**

£ For up to date pricing, please download the STIHL app or visit www.stihl.co.uk

① Power capacity according to the specifications of the cell manufacturer. The actual power capacity available during operation is lower, to increase service life

! Only while stocks last!

FOR THE AP SYSTEM TOOLS THAT RECOMMEND AN AR L BATTERY

AR 2000 L SET

Order number **4871 200 0000**

OR

AR 3000 L SET

Order number **4871 200 0001**



AR L CARRYING SYSTEM

Order number **4871 490 0400**



AR 2000 L BACKPACK BATTERY SET

OR

AR 3000 L BACKPACK BATTERY SET



AR L CARRYING SYSTEM

Carrying system for AR 2000 L and AR 3000 L. With 3-setting length adjustable shoulder straps for individual size adjustment, and flexible hip belt for ergonomic working. Power is transferred to the tool via the connecting cable (not included) or for tools with a battery slot, an AP adapter (not included). Cannot be used with ADA 700.



Order number **4871 490 0400**

AP CARRYING SYSTEM

Convenient, lightweight carrying system for up to two AP batteries. Can be used in combination with an AP holster with a connecting cable - as an alternative to AR L backpack batteries. Suitable for tools with a socket and tools with a battery slot.



Order number **4850 490 0400**

AR L BATTERY CONNECTING CABLE

For power supply when charging AR L batteries and when operating battery-powered tools. Cable length 180 cm.



Order number **4871 440 2000**

AP HOLSTER WITH CONNECTING CABLE

Makes it possible to transfer energy between a STIHL AP battery and a tool with a socket. Can be combined with the carrying system and the battery belt with harness. Cable length 120 cm. With integrated electronics for overload switching with acoustic signals.



Order number **4850 440 5101**



BATTERY BELT WITH HARNESS

Sturdy and ergonomically shaped belt with comfortable harness for weight distribution across hips and shoulders. Reduced total weight in the hand, as the battery in the AP holster with connecting cable is worn on the belt. Power is supplied by combining with additional accessories, such as the AP holster with connecting cable for tools with a socket, and additionally with an AP adapter for tools with a battery slot. Not suitable for use with the BGA 200 comfort carrying system.

Order number **4850 490 0500**

ACCESSORIES: BAG FOR BATTERY BELT

Can be used to easily carry another AP battery or accessories such as safety glasses, gloves or resin remover spray. Attaches to the battery belt, AR backpack battery or AR L carrying system.



Order number **4850 491 0101**

ACCESSORIES: AP ADAPTER

For power transfer between a STIHL AP battery, in combination with an AP holster and connecting cable, or with a STIHL AR L battery and a power tool with a battery slot, and for charging in combination with AL 300, AL 500, or AL 301-4.



Order number **4850 440 0505**

ACCESSORIES: WEIGHT KITS FOR AP ADAPTER

To be attached to the AP adapter to improve the tool balance, e.g. for FSA 90, approx. 500 g.



Order number **4850 007 1001**



COMFORT CARRYING SYSTEM

The comfort carrying system enables the BGA 200 to be used in different ways - either hand-held or hooked into a slot on the side of the user's body. These two modes can be switched between easily and incredibly rapidly, making your work so much easier - particularly during longer periods of use. The comfort carrying system can only be used in combination with a carrying system for AR L backpack batteries. It cannot be used with the battery belt or the AP carrying system. AR L batteries and the carrying system for AR L batteries are not included in the scope of delivery.

For BGA 200

Order number **BA01 490 0400**

NEW HIP BELT WITH HOLSTER

Makes it easier to carry the SGA 85 cordless sprayer when full. During breaks at work, the lance of the SGA 85 can be secured in the holster of the hip belt.



For SGA 85

Order number **4854 710 9100**

SUPPORT CUSHION SET

Support cushion with belt adapter for securing the support cushion to the battery belt with harness on the AP carrying system or the AR L carrying system.



For BGA 100, KMA 130 R, KMA 135 R, FSA 130, FSA 130 R, FSA 135, FSA 135 R and RGA 140

Order number **0000 007 1045**

PROTECTIVE FEET

For protecting the power tool and battery from direct contact with the ground.



For HTA 66, HTA 86, HLA 66 and HLA 86
Order number **4857 007 1001**

For protecting the power tool and battery from direct contact with the ground. Included with the HTA 135 as standard.



For HLA 135, HTA 135 and KMA 135 R
Order number **LA01 007 1002**

BATTERY BOXES

A space-saving and convenient way to transport and store batteries and chargers. Compatible with the Sortimo L-BOXX and Sortimo Globelyst in-vehicle systems.



Size S
With organiser. For four batteries or two AP batteries and a AL 300 or AL 500 charger.
W 45 x L 37.4 x H 17 cm
Order number **0000 882 9700**

Size M
With anti-slip mat. For accessories, e.g. AR L batteries, AP batteries, and AL chargers.
W 45 x L 37.4 x H 27 cm
Order number **0000 882 9701**

Size L
With anti-slip mat. For maximum storage of accessories, e.g. AR L batteries, AP batteries, and AL chargers.
W 45 x L 37.4 x H 37 cm
Order number **0000 882 9702**

NEW BATTERY CARRIER

For safely transporting up to six AP batteries. AP batteries not included in the scope of delivery.



Order number **4850 490 0600**

BATTERY CARRY BAG

Easy-to-carry, lightweight, hard-wearing bag for clean storage of STIHL cordless tools accessories, e.g. for a battery with a charger.



Order number **0000 881 0520**

CARRY BAG

Perfect for transporting and storing the tool together with the FS-KM or HL-KM KombiTools.



Suitable for KMA 130 R, KMA 135 R, HSA 56, HSA 66, HSA 86, HLA 56, BGA 86, BGA 100 and all KombiEngines with a loop handle
Order number **0000 881 0507**

PLUG COVER

For battery-powered tools with a socket. Protects against dust and dirt during longer periods of storage.



For HSA 94, KMA 130, FSA 130, BGA 100 and BGA 200
Order number **4850 432 2301**

COVER FOR AP SYSTEM BATTERY SLOT

For covering the battery slot on battery-powered tools in the STIHL AP System. Protects against dust and dirt during longer periods of storage.



Order number **4850 602 0900**

DOUBLE BATTERY SLOT ADAPTER

Double battery slot adapter for use of two AP batteries. AP batteries not included in the scope of delivery.




ADA 700 for RMA 765 V
Order number **6909 400 9401**

POWER TOOLS WITH A SOCKET



ENERGY SUPPLY AND CARRYING SYSTEMS



KMA 130 R

BGA 100

BGA 200

FSA 130 R

FSA 130

HSA 94 R

HSA 94 T

BATTERY POWER SUPPLY

AP 100
AP 200
AP 300
AP 300 S
NEW AP 500 S

AP holster with connecting cable

AR 2000 L
AR 3000 L

Connecting cable for AR L batteries

For charging the battery

AR 2000 L
AR 3000 L

Connecting cable for AR L batteries

Adapter AP

CARRYING SYSTEMS



Battery belt with harness or AP carrying system[Ⓜ]



Carrying system for AR L

ATTACHMENT OPTIONS



Support cushion set for BGA 100, KMA 130 R, FSA 130/R



Support cushion set for BGA 100, KMA 130 R, FSA 130/R



Comfort carrying system for BGA 200[Ⓜ]

[Ⓜ] Available from Spring 2022

[Ⓜ] The comfort carrying system for BGA 200 can only be used with AR L carrying system. Its not combinable with the battery belt with harness or AP carrying system.



	AP 100	AP 200	AP 300	AP 300 S	NEW [Ⓢ] AP 500 S	AR 1000	AR 2000	AR 3000	AR 2000 L	AR 3000 L
BATTERY POWER[Ⓢ] (Wh)	94	187	227	281	337	626	916	1,148	1,015	1,520
CAPACITY BATTERY CHARGING TIMES: 80% / 100% (min)										
AL 101	75 / 100	150 / 200	190 / 250	230 / 300	280 / 355	-	-	-	-	-
AL 300	30 / 45	40 / 55	45 / 60	55 / 70	70 / 90	130 / 160	190 / 215	220 / 265	210 / 270	310 / 400
AL 301-4 NEW	30 / 45	40 / 55	50 / 75	70 / 90	70 / 90	-	-	-	220 / 290	330 / 430
AL 500	30 / 45	30 / 45	25 / 35	30 / 45	40 / 55	90 / 120	100 / 130	120 / 160	110 / 150	170 / 220
WORKING TIME PER BATTERY CHARGE[Ⓢ] (up to ...min)										
MSA 160 C-B	-	42	50	62	74	125	180	230	195	300
MSA 200 C-B	-	35	40	50	60	110	160	200	175	260
MSA 220 C-B	-	32	35	37	44	110	160	200	201	281
MSA 300 NEW[Ⓢ]	-	-	-	-	20 - 44 [Ⓢ]	-	-	-	-	-
MSA 161 T	-	42	50	62	74	125	180	230	195	300
MSA 220 T / MSA 220 TC-O NEW[Ⓢ]	-	16	25	29	34	-	-	-	109	174
HSA 66	72	144	180	223	268 [Ⓢ]	450	660	800	715	1,040
HSA 86	72	144	180	223	268 [Ⓢ]	450	660	800	715	1,040
HSA 94 R / HSA 94 T NEW	54 - 42 [Ⓢ]	108 - 84 [Ⓢ]	135 - 105 [Ⓢ]	167 - 130 [Ⓢ]	200 - 155 [Ⓢ]	380 - 320 [Ⓢ]	550 - 450 [Ⓢ]	700 - 570 [Ⓢ]	690 - 565 [Ⓢ]	985 - 800 [Ⓢ]
FSA 86 R with nylon mowing head / with PolyCut	17 / 30	35 / 60	42 / 70	52 / 85	62 / 102	115 / 185	170 / 270	210 / 340	185 / 300	280 / 450
FSA 90 R with nylon mowing head	12	24	30	37	44	80	120	150	130	195
FSA 90 with grass-cutting blade	18	36	45	56	67	120	180	220	195	290
FSA 130 R / FSA 135 R with nylon mowing head	14 - 10 [Ⓢ]	28 - 17 [Ⓢ]	36 - 19 [Ⓢ]	45 - 25 [Ⓢ]	54 - 30 [Ⓢ]	100 - 56 [Ⓢ]	150 - 82 [Ⓢ]	190 - 125 [Ⓢ]	160 - 90 [Ⓢ]	220 - 130 [Ⓢ]
FSA 130 / FSA 135 with grass-cutting blade	25 - 16 [Ⓢ]	50 - 30 [Ⓢ]	70 - 40 [Ⓢ]	100 - 50 [Ⓢ]	120 - 60 [Ⓢ]	200 - 100 [Ⓢ]	300 - 150 [Ⓢ]	360 - 180 [Ⓢ]	310 - 160 [Ⓢ]	430 - 240 [Ⓢ]
RGA 140 NEW	25 - 16 [Ⓢ]	50 - 30 [Ⓢ]	70 - 40 [Ⓢ]	100 - 50 [Ⓢ]	120 - 60 [Ⓢ]	-	-	-	310 - 160 [Ⓢ]	430 - 240 [Ⓢ]
BGA 86	11	17	21	26	31	57	84	105	90	140
BGA 100	32 - 8 [Ⓢ]	66 - 12 [Ⓢ]	83 - 16 [Ⓢ]	103 - 20 [Ⓢ]	123 - 24 [Ⓢ]	225 - 45 [Ⓢ]	300 - 60 [Ⓢ]	395 - 75 [Ⓢ]	320 - 65 [Ⓢ]	510 - 95 [Ⓢ]
BGA 200	24 - 6 [Ⓢ]	49 - 7 [Ⓢ]	78 - 12 [Ⓢ]	95 - 14 [Ⓢ]	114 - 17 [Ⓢ]	212 - 32 [Ⓢ]	295 - 43 [Ⓢ]	376 - 60 [Ⓢ]	315 - 53 [Ⓢ]	500 - 85 [Ⓢ]
HTA 66	18	42	55	68	82	125	180	230	195	300
HTA 86	18	42	55	68	82	125	180	230	195	300
HTA 135	10	22	35	45	54	95	130	170	160	240
HLA 66	72	144	180	223	268	450	660	800	715	1,040
HLA 86	72	144	180	223	268	450	660	800	715	1,040
HLA 135	32	64	77	95	114	215	310	390	345	520
SGA 85 NEW	510	1,000	-	-	-	-	-	-	-	-
KMA 130 R / KMA 135 R with FS-KM, nylon mowing head [Ⓢ]	14 - 7 [Ⓢ]	28 - 14 [Ⓢ]	36 - 17 [Ⓢ]	45 - 22 [Ⓢ]	54 - 26 [Ⓢ]	100 - 50 [Ⓢ]	150 - 70 [Ⓢ]	190 - 90 [Ⓢ]	160 - 80 [Ⓢ]	200 - 115 [Ⓢ]
KMA 130 R / KMA 135 R with FS-KM, grass-cutting blade [Ⓢ]	25 - 16 [Ⓢ]	50 - 30 [Ⓢ]	70 - 40 [Ⓢ]	100 - 50 [Ⓢ]	120 - 60 [Ⓢ]	200 - 100 [Ⓢ]	300 - 150 [Ⓢ]	360 - 180 [Ⓢ]	310 - 160 [Ⓢ]	430 - 240 [Ⓢ]
TSA 230	7	14	18	22	26	50	75	95	80	125
KGA 770	84	168	210	260	312	-	-	-	-	-
RANGE PER BATTERY CHARGE[Ⓢ] (up to ...m²)										
RMA 253 NEW	125	250	300	370	450	-	-	-	-	-
RMA 443 C	180	360	440	540	-	-	-	-	-	-
RMA 443 VC	210	420	510	620	740	-	-	-	-	-
RMA 448 VC	160	330	400	500	600	-	-	-	-	-
RMA 765 V	-	-	330 [Ⓢ]	400 [Ⓢ]	480 [Ⓢ]	-	-	-	2,050	3,100
RMA 2 RV	210	420	510	630	760	-	-	-	-	-

■ Recommended battery
■ Reduced tool performance
- Not recommended

▲ Models no longer available.
 Working times shown are
 for existing owners
■ Only while stocks last!

[Ⓢ] Power capacity according to the specifications of the cell manufacturer.
 The actual power capacity available during operation is lower, to increase service life
[Ⓢ] The battery working times and area specifications for each battery charge are estimates
 and may vary depending on how the tool is used and what is being cut

[Ⓢ] Working times in combination with other
 KombiTools are available on page 141
[Ⓢ] Only recommended when using the AP holster
[Ⓢ] Level 1 - level 3 / 4
[Ⓢ] Level 1 - level 3 / boost

[Ⓢ] Recommended battery for FSA 135 R
[Ⓢ] Recommended battery for FSA 130 R
[Ⓢ] Recommended battery for FSA 135
[Ⓢ] Recommended battery for FSA 130
[Ⓢ] Recommended battery for KMA 135 R

[Ⓢ] Recommended battery for KMA 130 R
[Ⓢ] Available from Spring 2022
[Ⓢ] Range indicated from a single fully charged battery in ADA 700
[Ⓢ] Working time per battery charge varies depending
 on the selected operating mode



COMING SOON CORDLESS POWER ON THE GO.

⚡ SOLUTIONS FOR CHARGING AND POWER MANAGEMENT

Our solutions for charging and power management help make sure you always have enough power when you need it. At STIHL, we have a variety of charging solutions to meet any professional's needs - whether it's for your garage, the workshop or in your vehicle when you're out on a job.

COMING SOON BATTERY CHARGING CABINET

- ✔ **EFFICIENT BATTERY MANAGEMENT**
Benefit from automatic control and easy overnight charging with the battery charging cabinet.
- ✔ **NO ELECTRICAL INSTALLATION NEEDED**
Setting up your battery charging cabinet couldn't be more straightforward: simply plug in the mains connector and start charging.
- ✔ **CHARGE UP TO 20 BATTERIES**
The charging cabinet has five drawers. Each drawer can fit four STIHL AP batteries or one battery AR L backpack battery for charging. Existing STIHL chargers are easy to integrate.
- ✔ **SMART CHARGING MANAGEMENT**
The charging cabinet control system monitors the battery charging process and manages it on a cyclical basis. All the batteries in the cabinet can be fully charged from a normal mains socket (230 V or 400 V) in 12 hours.



PAGE 55

AL 301-4 MULTIPLE BATTERY CHARGER

STIHL's first multiple battery charger is able to be mounted on a wall in your workshop or inside your vehicle. You can charge up to four STIHL AP System batteries at the same time.

COMING SOON VEHICLE INTEGRATION: THE bottTainer - POWERED BY STIHL

Together with our partner bott, STIHL has developed a solution for charging and transporting up to 32 batteries inside a vehicle. The bottTainer offers optimum conditions while you're out and about, as well as protecting your batteries against weather and theft. It can also keep you updated on your battery charge levels.

All you need to connect the bottTainer is a standard 230 V plug, and the system will automatically control the temperature and ventilation of the chargers. The process of removing the batteries is easy to do thanks to the heavy-duty pull-out system. An extra lockable area offers additional storage space for long components and additional power tools.

- ✔ ALL-IN-ONE: TRANSPORT AND CHARGING SOLUTION FOR UP TO 32 BATTERIES
- ✔ REDUCES SETUP TIME - BATTERIES REMAIN IN THE VEHICLE
- ✔ BATTERIES CAN ALSO REMAIN IN THE CHARGERS FOR TRANSPORT
- ✔ CERTIFIED TRANSPORT SAFETY
- ✔ CAN BE USED IN ANY WEATHER





SAWING AND CUTTING



CHAINSAWS



POLE PRUNERS



CUTTING ATTACHMENTS



HEDGE TRIMMERS



LONG-REACH
HEDGE TRIMMERS



KOMBISYSTEM



MULTISYSTEM



CONCRETE CUTTERS



CUT-OFF MACHINES



2022 PRICING

For up to date pricing, download the STIHL app from Google Play or the App Store or visit www.stihl.co.uk





**POWERFUL CHAINSAWS
TO MASTER EVERY TASK.**

Chainsaws for domestic users	69	Electric chainsaws	85
Chainsaws for land owners, agriculture and horticulture	72	Accessories and parts for chainsaws	86
Chainsaws for professional users	74	Pole pruners, accessories and parts	88
Chainsaws with carbide saw chains	80	Saw chains	101
Arborist chainsaws	81	Guide bars	108
Emergency services saws	84	Tools for maintaining cutting attachments	114

CHAINSAWS IN DETAIL



TECHNOLOGY

- 01 AIR FILTER SYSTEM WITH AIR ROUTING**
Compared with conventional air filter systems, the service life of the filter is significantly increased.
- 02 HD2 FILTER**
This air filter keeps even the finest dust away from the engine, ensuring a particularly long service life. Thanks to its special material, the filter can easily be washed clean, using STIHL Varioclean and warm water, for example.
- 03 STIHL M-TRONIC**
 For a cold start, the STIHL M-Tronic only needs one start position on the master control lever. After starting, you can immediately power up to full speed. The amount of fuel required is precisely calculated by the system and supplied as needed. For hot starting position 1 is used.
- 04 CONTROLLED-DELIVERY OIL PUMP**
The controlled-delivery oil pump allows the user to select just the right amount of oil for the job at hand.
- 05 STIHL INJECTION**
 Electronically controlled fuel injection for the best power-to weight ratio, compact design, and optimum engine performance. Operation is easier than ever. The combi-lever has been completely removed – just press “Stop” to switch the tool off.

CONVENIENCE

- 06 DECOMPRESSION VALVE**
Reduces the starting power needed, making it easier to start the chainsaw.
- 07 STIHL ELASTOSTART**
This special shock absorber grip with damper ensures jerk-free starting without load peaks.
- 08 TOOL-FREE FUEL CAP**
Special caps to open and close the tank cap quickly, easily and without tools.
- 09 STIHL ERGOSTART**
A spring between the starter cord reel and crankshaft relieves the strain when starting, meaning that excessive pulling on the cord is no longer needed. The result is a convenient starting procedure with practically no effort.
- 10 STIHL QUICK CHAIN TENSIONING**
With STIHL Quick Chain Tensioning, it's easy to adjust the saw chain without the need for a tool – just release the sprocket cover and turn the adjusting wheel to set the optimum tension.

Please note that not all products include the features presented here. Only the most important features are described on this page. For further explanations and information, see from page 436 or online at stihl.co.uk.

 For up to date pricing, please download the STIHL app or visit www.stihl.co.uk B = STIHL Quick Chain Tensioning C = Comfort version  Further comparison values for petrol-driven chainsaws are available on page 92

CHAINSAWS FOR DOMESTIC USERS



AK III SYSTEM
AK 20

MSA 120 C-B

36 V · 0.85 kW[ⓐ] · 2.7 kg[ⓑ]



Lightweight cordless chainsaw for cutting firewood and garden maintenance. Soft handle, quick and tool-free chain change process with STIHL Quick Chain Tensioning, QuickStop Super chain brake, oil tank with transparent viewing window, high cutting performance and low vibration with a slim 1/4" P – PM3 saw chain. **Working time with recommended AK 20 battery is up to 40 minutes.**

MSA 120 C-B excluding battery and charger[ⓐ]

Bar length 30 cm / 12"
Order number 1254 011 5870

Set MSA 120 C-B with AK 20 and AL 101[ⓐ]

Bar length 30 cm / 12"
Order number 1254 011 5883


MSA 120 C-B with 2 × AK 20 and AL 101[ⓐ]

Bar length 30 cm / 12"
Order number 1254 200 0022

NEW Cut Kit 6 2 × PM3 saw chain / 1 × Rollomatic E Mini guide bar 30 cm / 12"

Order number 3005 000 9904

- For domestic users and carpentry
- Excellent for cutting firewood
- For garden maintenance
- For felling small trees
- For building with wood

 For up to date pricing, please download the STIHL app or visit www.stihl.co.uk



AK III SYSTEM
AK 30

MSA 140 C-B

36 V · 1.1 kW[ⓐ] · 2.7 kg[ⓑ]



Lightweight cordless chainsaw for cutting firewood and garden maintenance. 25% improved cutting performance compared to the MSA 120 C-B. Soft handle and quick, tool-free chain change process due to STIHL Quick Chain Tensioning, QuickStop Super chain brake, oil tank with transparent viewing window, high cutting performance with a 1/4" P – PM3 saw chain. **Working time with recommended AK 30 battery is up to 45 minutes.**

MSA 140 C-B excluding battery and charger[ⓐ]

Bar length 30 cm / 12"
Order number 1254 011 5840

Set MSA 140 C-B with AK 30 and AL 101[ⓐ]

Bar length 30 cm / 12"
Order number 1254 011 5853

MSA 140 C-B with 2 × AK 30 and AL 101[ⓐ]

Bar length 30 cm / 12"
Order number 1254 200 0014

NEW Cut Kit 6 2 × PM3 saw chain / 1 × Rollomatic E Mini guide bar 30 cm / 12"

Order number 3005 000 9904

[ⓐ] Weight excluding battery, including guide bar and saw chain

[ⓑ] Including guide bar and saw chain

[ⓐ] Explanation of symbols on page 436

A set is a single box including the tool, battery and charger.



**MS 170**30.1 cm³ • 1.2 kW / 1.6 hp • 4.1 kg[Ⓞ]

Suitable for cutting firewood and garden maintenance. Easy to use controls, 3/8" P - PMM3 saw chain, economical STIHL 2-MIX engine.

Bar length **30 cm / 12"**
Order number **1130 200 0299**

NEW Cut Kit 2 **2 × PMM3 saw chain / 1 × Rollomatic E Mini guide bar 30 cm / 12"**
Order number **3005 000 9900**

**MS 180**31.8 cm³ • 1.4 kW / 1.9 hp • 4.1 kg[Ⓞ]

Suitable for cutting firewood and property maintenance. More powerful model with 14" bar for cutting thicker logs and branches. Side-mounted chain tensioning, 3/8" P - PM3 saw chain, economical STIHL 2-MIX engine.

Bar length **35 cm / 14"**
Order number **1130 200 0368**

NEW Cut Kit 4 **2 × PM3 saw chain / 1 × Rollomatic E guide bar 35 cm / 14"**
Order number **3005 000 9902**

**MS 181**31.8 cm³ • 1.5 kW / 2.0 hp • 4.3 kg[Ⓞ]

Great for cutting firewood and felling small trees. Side-mounted chain tensioning, long-life air filter system prevents the air filter from prematurely clogging, 3/8" P - PM3 saw chain, economical STIHL 2-MIX engine. Metal bumper spikes easily and precisely guide the saw into the cut.

Bar length **35 cm / 14"**
Order number **1139 200 0150**

Bar length **40 cm / 16"**
Order number **1139 200 0151**

NEW Cut Kit 5 **2 × PM3 saw chain / 1 × Rollomatic E guide bar 40 cm / 16"**
Order number **3005 000 9903**

**MS 171**31.8 cm³ • 1.3 kW / 1.8 hp • 4.3 kg[Ⓞ]

Suitable for garden maintenance and cutting firewood. Side-mounted chain tensioning, air filter system with routing prevents the air filter from prematurely clogging, 3/8" P - PMM3 saw chain, economical STIHL 2-MIX engine.

Bar length **30 cm / 12"**
Order number **1139 200 0177**

Bar length **35 cm / 14"**
Order number **1139 200 0406**

NEW Cut Kit 2 **2 × PMM3 saw chain / 1 × Rollomatic E Mini guide bar 30 cm / 12"**
Order number **3005 000 9900**

**MS 151 C-E**23.6 cm³ • 1.1 kW / 1.5 hp • 2.8 kg[Ⓞ]**STIHL ERGOSTART**

Very lightweight chainsaw, ergonomic and effortless to use. Suitable for pruning, snedding, hedge-laying and cutting smaller limbs. Reliable and easy starting thanks to the primer bulb and STIHL ErgoStart, easy to control 1/4" P - PM3 saw chain for smooth and efficient cutting performance. Featuring a STIHL 2-MIX engine for improved cutting performance. Also excellent for intricate woodwork when combined with a carving bar.

Bar length **25 cm / 10"**
Order number **1146 200 0054**

Bar length **30 cm / 12"**
Order number **1146 200 0055**

NEW Cut Kit 6 **2 × PM3 saw chain / 1 × Rollomatic E Mini guide bar 30 cm / 12"**
Order number **3005 000 9904**

**MS 181 C-BE**31.8 cm³ • 1.5 kW / 2.0 hp • 4.6 kg[Ⓞ]**STIHL ERGOSTART**

All the features of the MS 181 plus STIHL ErgoStart, Quick Chain Tensioning and primer bulb.

Bar length **35 cm / 14"**
Order number **1139 200 0153**

Bar length **40 cm / 16"**
Order number **1139 200 0154**

NEW Cut Kit 5 **2 × PM3 saw chain / 1 × Rollomatic E guide bar 40 cm / 16"**
Order number **3005 000 9903**

**MS 211**35.2 cm³ • 1.7 kW / 2.3 hp • 4.3 kg[Ⓞ]

Suitable for cutting firewood, property maintenance and felling small trees. Side-mounted chain tensioning, fuel-efficient STIHL 2-MIX engine, switch between summer and winter mode for optimal running performance in all conditions, 3/8" P - PM3 saw chain for good cutting performance.

Bar length **35 cm / 14"**
Order number **1139 200 0247**

Bar length **40 cm / 16"**
Order number **1139 200 0248**

NEW Cut Kit 4 **2 × PM3 saw chain / 1 × Rollomatic E guide bar 35 cm / 14"**
Order number **3005 000 9902**

NEW Cut Kit 5 **2 × PM3 saw chain / 1 × Rollomatic E guide bar 40 cm / 16"**
Order number **3005 000 9903**

**MS 231**42.6 cm³ • 2.0 kW / 2.7 hp • 4.8 kg[Ⓞ]

Great for cutting firewood, property maintenance and felling small trees. Side-mounted chain tensioning, long-life air filter system for long cleaning intervals, tool-free filler caps for safe and easy refuelling, 3/8" P - PM3 saw chain, economical STIHL 2-MIX engine.

Bar length **35 cm / 14"**
Order number **1143 200 0217**

Bar length **40 cm / 16"**
Order number **1143 200 0358**

NEW Cut Kit 4 **2 × PM3 saw chain / 1 × Rollomatic E guide bar 35 cm / 14"**
Order number **3005 000 9902**

NEW Cut Kit 5 **2 × PM3 saw chain / 1 × Rollomatic E guide bar 40 cm / 16"**
Order number **3005 000 9903**

**MS 251**45.6 cm³ • 2.2 kW / 3.0 hp • 4.8 kg[Ⓞ]

Suitable for grounds maintenance and felling small to medium trees. Side-mounted chain tensioning, rugged and durable .325" RM saw chain, larger bar lengths available for cutting thicker tree trunks, economical STIHL 2-MIX engine.

Bar length **40 cm / 16"**
Order number **1143 200 0240**

Bar length **45 cm / 18"**
Order number **1143 200 0239**

**MS 211 C-BE**35.2 cm³ • 1.7 kW / 2.3 hp • 4.6 kg[Ⓞ]**STIHL ERGOSTART**

All the features of the MS 211 plus STIHL ErgoStart, Quick Chain Tensioning and primer bulb.

Bar length **35 cm / 14"**
Order number **1139 200 0249**

Bar length **40 cm / 16"**
Order number **1139 200 0250**

NEW Cut Kit 4 **2 × PM3 saw chain / 1 × Rollomatic E guide bar 35 cm / 14"**
Order number **3005 000 9902**

NEW Cut Kit 5 **2 × PM3 saw chain / 1 × Rollomatic E guide bar 40 cm / 16"**
Order number **3005 000 9903**

**MS 231 C-BE**42.6 cm³ • 2.0 kW / 2.7 hp • 5.1 kg[Ⓞ]**STIHL ERGOSTART**

All the features of the MS 231 plus STIHL ErgoStart, Quick Chain Tensioning and primer bulb.

Bar length **35 cm / 14"**
Order number **1143 200 0219**

Bar length **40 cm / 16"**
Order number **1143 200 0359**

NEW Cut Kit 4 **2 × PM3 saw chain / 1 × Rollomatic E guide bar 35 cm / 14"**
Order number **3005 000 9902**

NEW Cut Kit 5 **2 × PM3 saw chain / 1 × Rollomatic E guide bar 40 cm / 16"**
Order number **3005 000 9903**

**MS 251 C-BE**45.6 cm³ • 2.2 kW / 3.0 hp • 5.1 kg[Ⓞ]**STIHL ERGOSTART**

All the features of the MS 251 plus STIHL ErgoStart, Quick Chain Tensioning and primer bulb.

Bar length **40 cm / 16"**
Order number **1143 200 0247**

Bar length **45 cm / 18"**
Order number **1143 200 0248**

CHAINSAWS FOR LAND OWNERS, AGRICULTURE AND HORTICULTURE

- For land owners and large gardens
- For farmers and landscapers
- For landscape maintenance and cutting firewood and timber

For up to date pricing, please download the STIHL app or visit www.stihl.co.uk



MSA 160 C-B

36 V • 1.25 kW^① • 3.1 kg^②



Cordless chainsaw, ideal for cutting firewood and work around the garden. Suitable for use in noise-sensitive areas, no ear protection necessary. STIHL Quick Chain Tensioning, QuickStop Super chain brake, tool-free oil cap, with 1/4" P - PM3 saw chain for a smooth and efficient cut. **Working time with recommended AP 200 battery is up to 42 minutes.**

MSA 160 C-B excluding battery and charger^③

Bar length 30 cm / 12"
Order number 1250 200 0049

Recommended set

MSA 160 C-B with AP 200 and AL 101^④

Bar length 30 cm / 12"

NEW Cut Kit 6 2 × PM3 saw chain / 1 × Rollomatic E Mini guide bar 30 cm / 12"
Order number 3005 000 9904



MSA 200 C-B

36 V • 1.8 kW^① • 3.3 kg^②



Cordless chainsaw with high cutting performance. Ideal for cutting firewood and work around the garden as well as professional applications. Suitable for use in noise-sensitive areas. 44% more cutting performance compared to the MSA 160 C-B. STIHL Quick Chain Tensioning, tool-free oil cap, with 1/4" P - PM3 saw chain for smooth, efficient and high performance cut, and bumper spikes made of metal. **Working time with recommended AP 300 battery is up to 40 minutes.**

MSA 200 C-B excluding battery and charger^③

Bar length 35 cm / 14"
Order number 1251 200 0021

Recommended set

MSA 200 C-B with AP 300 and AL 300^④

Bar length 35 cm / 14"

NEW Cut Kit 7 2 × PM3 saw chain / 1 × Rollomatic E Mini guide bar 35 cm / 14"
Order number 3005 000 9905

For up to date pricing, please download the STIHL app or visit www.stihl.co.uk



MSA 220 C-B

36 V • 2.1 kW^① • 3.6 kg^②



Designed for a number of uses including felling, snedding and processing timber. Up to 20% more cutting performance compared to the MSA 200 C-B. Must use AP 300 S battery for full performance. Ergonomic design and easy to use. STIHL Quick Chain Tensioning, tool-free oil cap, with full chisel, 3/8" P - PS3 saw chain for very high cutting performance, and bumper spikes made of metal. **Working time with recommended AP 300 S battery is up to 37 minutes.**

MSA 220 C-B excluding battery and charger^③

Bar length 35 cm / 14"
Order number 1251 200 0072

Recommended set

MSA 220 C-B with AP 300 S and AL 500^④

Bar length 35 cm / 14"

NEW Cut Kit 8 2 × PS3 saw chain / 1 × Rollomatic E guide bar 35 cm / 14"
Order number 3005 000 9906



MS 271

50.2 cm³ • 2.6 kW / 3.5 hp • 5.6 kg^②



Suitable for harvesting firewood and landscaping use. Economical STIHL 2-MIX engine, long-life air filter system, tool-free filler caps for safe and easy refuelling, fast service access thanks to one-piece engine cover. Features a Light O4 guide bar as well as the .325" - RM3 Pro saw chain for improved cutting performance.

Bar length 40 cm / 16"
Order number 1141 200 0645

Bar length 45 cm / 18"
Order number 1141 200 0660



APPROPRIATE FUELS AND LUBRICANTS

SEE FROM PAGE 336

B = STIHL Quick Chain Tensioning
C = Comfort version

① Further comparison values for petrol-driven chainsaws are available on page 94

② Weight excluding battery, including guide bar and saw chain
③ Including guide bar and saw chain

④ Weight excluding fuel, guide bar and saw chain

⑤ Explanation of symbols on page 436

⑥ Explanation of quality marks on page 451



MS 291

55.5 cm³ • 2.8 kW / 3.8 hp • 5.6 kg^②



Great for harvesting firewood and agricultural use. Economical STIHL 2-MIX engine long-life air filter system, tool-free filler caps for safe and easy refuelling, .325" - RM saw chain for great cutting performance.

Bar length 40 cm / 16"
Order number 1141 200 0698

Bar length 45 cm / 18"
Order number 1141 200 0336



MS 391

64.1 cm³ • 3.3 kW / 4.5 hp • 6.2 kg^②



Excellent for felling and sawing firewood and heavier agricultural use. High torque engine for excellent cutting performance. Long-life air filter system, economical STIHL 2-MIX engine, 3/8" - RM saw chain, decompression valve for effortless starting.

Bar length 40 cm / 16"
Order number 1140 200 0747

Bar length 45 cm / 18"
Order number 1140 200 0731

Bar length 50 cm / 20"
Order number 1140 200 0741



CHAINSAWS FOR FORESTRY WORK

- Powerful and responsive
- Designed to overcome any professional challenge
- For all forestry work: felling, delimiting and cutting to length
- High performance, low weight and superb comfort and convenience
- Many models are fitted with STIHL M-Tronic as standard

For up to date pricing, please download the STIHL app or visit www.stihl.co.uk



AVAILABLE FROM SPRING 2022
NEW AP 500 S

POWERFUL BATTERY
FOR PROFESSIONALS



Our new AP 500 S is not only the most powerful AP battery from STIHL, but also features power laminate technology which means it has double the number of charging cycles of a typical STIHL AP system battery with cylindrical cells. With approximately 253 charging cycles per year (253 working days, excluding weekends and bank holidays in UK) the battery will last close to 10 years without the typical capacity loss of the battery cells. It has an integrated Bluetooth® interface for STIHL connected, so just like our AR L backpack batteries, it can be linked to the STIHL connected system® and managed like a power tool. This allows you to see the charge status via the STIHL connected App and monitor its daily usage.

337 Wh battery power®, 2.0 kg
Order number **EA01 400 6500**



PROFESSIONAL TIP

The MSA 300 features intuitive controls and a bright LED display. Three speed settings limit the chain speed to 20, 24 or 30 m/s, meaning the user can maximise battery life when completing less intensive tasks such as snedding or brushing. Status of the chain brake and temperature warnings are also displayed in red. Finally, the positioning of the Smart Connector 2 A allows the user to quickly press the status button and find out if any maintenance tasks are due.

AVAILABLE FROM SPRING 2022
NEW MSA 300

OUR MOST POWERFUL PROFESSIONAL
CORDLESS CHAINSAW



PREPARED
FOR SMART
CONNECTOR 2 A

36 V • 3.0 kW^② • 5.4 kg^③

MSA 300 excluding battery and charger^④

Bar length 35 cm / 14"
Order number MA02 200 0001

Bar length **40 cm / 16"**
Order number **MA02 200 0004**

Bar length 45 cm / 18"
Order number MA02 200 0007

NEW Cut Kit 10 **2 × RS Pro saw chain / 1 × Light O4 guide bar 40 cm / 16"**
Order number **3003 000 9901**



STIHL's most powerful cordless chainsaw, designed for demanding professional use. Designed to be used with the AP 500 S battery. Three available operating modes enable optimum battery efficiency across a range of applications such as felling, delimiting and cutting to length. Highly ergonomic and comfortable to use over longer periods of work thanks to a compact, balanced design and the STIHL anti-vibration system. LED display allows for intuitive operation, giving the user notifications on oil level, chain brake position and power setting. Mounting point for the STIHL Smart Connector 2 A on the power tool housing. Other features include integrated cooling air filters, captive nut on the sprocket cover, an adjustable oil pump and .325" - RS Pro saw chain for excellent cutting performance.



PROFESSIONAL TIP


The fleece filter in our new MSA 300 guarantees consistent performance – even in extreme conditions. Its extraordinarily fine-pored filter material keeps even very fine dust and dirt away from the power electronics and electric motor. To clean it, remove the fleece filter and spray it with STIHL Varioclean, briefly leaving it to work before rinsing out with warm water and letting the filter dry. Then it is ready to use again.

➔ **Our Varioclean special cleaner can be found on page 345.**



① More information on STIHL connected is available from page 332
② Power capacity according to the specifications of the cell manufacturer. The actual power capacity available during operation is lower, to increase service life

③ Weight excluding battery, including guide bar and saw chain
④ Further comparison values for petrol-driven chainsaws are available on page 94
⑤ Including guide bar and saw chain
⑥ Explanation of symbols on page 436





MS 201 C-M

35.2 cm³ • 1.8 kW / 2.4 hp • 4.0 kg^①



The lightest professional chainsaw from STIHL, ideal for delimiting. STIHL M-Tronic fitted as standard, ensuring optimum engine performance at all times, easy starting with just one start position. Captive nut on the sprocket cover, 3/8" P - PS saw chain for very high cutting performance.

Bar length 30 cm / 12"^②
Order number 1145 200 0278

Bar length 35 cm / 14"^②
Order number 1145 200 0263

NEW Cut Kit 8 2 x PS3 saw chain / 1 x Rollomatic E guide bar 35 cm / 14"
Order number 3005 000 9906



MS 241 C-M

42.6 cm³ • 2.3 kW / 3.1 hp • 4.5 kg^①



Well suited to light forestry and snedding work, with powerful engine performance and a low weight. STIHL M-Tronic fitted as standard, long-life air filter system with HD2 filter requires only occasional cleaning, captive nut on the sprocket cover, economical STIHL 2-MIX engine, .325" - RS saw chain for high cutting performance.

Bar length 35 cm / 14"
Order number 1143 200 0364

Bar length 40 cm / 16"
Order number 1143 200 0273

Bar length 45 cm / 18"
Order number 1143 200 0587



PROFESSIONAL TIP

The HD2 filter used in professional petrol chainsaw models guarantees consistent performance - even in extreme conditions. Its extraordinarily fine-pored filter material keeps even very fine dust and dirt away from the engine. To clean it, remove the HD2 filter and spray it with STIHL Varioclean, briefly leaving it to work before rinsing out with warm water and letting the filter dry. Then it will be ready to use again. Video instructions are available at blog.stihl.co.uk.



MS 261 C-M

50.2 cm³ • 3.0 kW / 4.1 hp • 4.9 kg^①



Great for forestry work and harvesting small to medium sized stands. STIHL M-Tronic fitted as standard to ensure optimum engine performance at all times, easy to start thanks to return to start position system, long-life air filter system with HD2 filter requires only occasional cleaning, captive nuts on the sprocket cover. With a Light O4 guide bar as well as the .325" - RS Pro saw chain for improved cutting performance. The high performance .325" saw chain provides up to 20% more cutting performance compared to its predecessor (.325" RS) due to the narrower kerf.

Bar length 35 cm / 14"
Order number 1141 200 0646

Bar length 40 cm / 16"
Order number 1141 200 0647

Bar length 45 cm / 18"
Order number 1141 200 0652

NEW Cut Kit 10 2 x RS Pro saw chain / 1 x Light O4 guide bar 40 cm / 16"
Order number 3003 000 9901

Additional versions: MS 261 C-M VW see table on page 94

NEW HEXA UPGRADE KITS

FOR EASILY RETROFITTING YOUR STIHL CHAINSAW TO THE NEW HEXA CUTTING SYSTEM

Each kit contains:

- 2 x Hexa saw chain
- 1 x Hexa file (5.2 x 200 mm)
- 1 x wooden handle for the Hexa file



Order number

Use for

Bar length (cm / inches)

Saw chain pitch

Drive link thickness (mm)

2 x saw chain

HEXA UPGRADE KITS						
UPGRADE KIT 2	3132 007 4700	MS 362, MS 400, MS 462, MS 500i	40 / 16	3/8"	1.6	3132 000 0060
UPGRADE KIT 3	3132 007 4701	MS 362, MS 400, MS 462, MS 500i	45 / 18	3/8"	1.6	3132 000 0066
UPGRADE KIT 4	3132 007 4702	MS 362, MS 400, MS 462, MS 500i, MS 661	50 / 20	3/8"	1.6	3132 000 0072
UPGRADE KIT 5	3132 007 4703	MS 362, MS 400, MS 462, MS 500i, MS 661	63 / 25	3/8"	1.6	3132 000 0084



MS 362 C-M

59.0 cm³ • 3.5 kW / 4.8 hp • 5.6 kg^①



Great for working in medium density stands. Long-life air filter system with HD2 filter for an excellent filtering effect, STIHL M-Tronic for optimum engine performance at all times, easy starting thanks to one start position and stop button function, 3/8" - RS saw chain, captive nuts on the sprocket cover for quick and easy chain replacement.

Bar length 40 cm / 16"
Order number 1140 200 0717

Bar length 45 cm / 18"
Order number 1140 200 0490

Bar length 50 cm / 20"
Order number 1140 200 0492



PAGE 99

HEXA SAW CHAIN

For retrofitting your STIHL chainsaw to the new Hexa professional cutting system, exclusive to STIHL. With +10% cutting performance due to a narrower kerf, the Hexa chain stays sharper for longer, is quicker and easier to sharpen and has a longer service life when compared to other STIHL saw chains. Find out more on page 99.



NEW HEXA UPGRADE KITS

FOR EASILY RETROFITTING YOUR STIHL CHAINSAW TO THE NEW HEXA CUTTING SYSTEM

Each kit contains:

- 2 × Hexa saw chain
- 1 × Hexa file (5.2 × 200 mm)
- 1 × wooden handle for the Hexa file



Order number

Use for

Bar length (cm / inches)

Saw chain pitch

Drive link thickness (mm)

2 × saw chain

HEXA UPGRADE KITS							
UPGRADE KIT 2	3132 007 4700	MS 362, MS 400, MS 462, MS 500i	40 / 16	3/8"	1.6	3132 000 0060	
UPGRADE KIT 3	3132 007 4701	MS 362, MS 400, MS 462, MS 500i	45 / 18	3/8"	1.6	3132 000 0066	
UPGRADE KIT 4	3132 007 4702	MS 362, MS 400, MS 462, MS 500i, MS 661	50 / 20	3/8"	1.6	3132 000 0072	
UPGRADE KIT 5	3132 007 4703	MS 362, MS 400, MS 462, MS 500i, MS 661	63 / 25	3/8"	1.6	3132 000 0084	



MS 400 C-M

66.8 cm³ • 4.0 kW / 5.4 hp • 5.8 kg^①

20" WITH ES LIGHT BAR



The world's first chainsaw to feature a magnesium piston, for a fantastic power-to-weight ratio and fast acceleration. With excellent cutting performance for professional use in forests. Ideal for felling, delimiting, and preparation of wood in medium-density stands. Fitted with a 3/8" - RS saw chain for high cutting performance. Long-life air filter system with HD2 filter for excellent filtering effect. Easy and reliable starting thanks to a single start position and stop-button function, STIHL M-Tronic for consistently high engine performance. Captive nuts on the sprocket cover; tool-free fuel caps for easy and safe filling with fuels and lubricants.

Bar length 40 cm / 16"
Order number 1140 200 0520

Bar length 45 cm / 18"
Order number 1140 200 0521

Bar length 50 cm / 20"^②
Order number 1140 200 0471



MS 462 C-M

72.2 cm³ • 4.4 kW / 6.0 hp • 6.0 kg^①

20" & 25" WITH ES LIGHT BAR



The lightest high performance saw in the 70cc class. Extraordinarily easy to manoeuvre, with outstanding acceleration. For felling and pruning in medium and high-density stands. Fitted with a 3/8" - RS saw chain for high cutting performance. Fitted with STIHL M-Tronic as standard; air filter system with HD2 filter with very good filtering. Captive nuts on the sprocket cover make it easy to change the chain; tool-free fuel caps for easy and safe filling with fuels and lubricants; economical STIHL 2-MIX engine.

Bar length 45 cm / 18"
Order number 1142 200 0012

Bar length 50 cm / 20"^②
Order number 1142 200 0028

Bar length 63 cm / 25"^②
Order number 1142 200 0094



PROFESSIONAL TIP

STIHL Injection allows the MS 500i to achieve the best power-to-weight ratio and a compact design. The built-in sensors and engine mapping give optimum engine performance and acceleration at all times under all use conditions.



MS 500i

79.2 cm³ • 5.0 kW / 6.8 hp • 6.2 kg^①

20" & 25" WITH ES LIGHT BAR



The first chainsaw with STIHL electronically controlled fuel injection. The best power-to-weight ratio on the market. Ideal for heavy wood harvesting and preparation thanks to its lightweight concept and excellent acceleration. Fitted with a 3/8" - RS saw chain for high cutting performance. Optimised bumper spikes, HD2 filter with very good filtering effect, captive nut on the sprocket cover and tool-free filter lid, controlled-delivery, high-performance oil pump, tool-free fuel cap for easy and safe filling of fuels and lubricants.

Bar length 50 cm / 20"^②
Order number 1147 200 0000

Bar length 63 cm / 25"^②
Order number 1147 200 0001

Additional versions: MS 500i W see table on page 94

① Including Rollomatic ES guide bar
② Including Duromatic guide bar
③ Explanation of quality marks on page 451



MS 661 C-M

91.1 cm³ • 5.4 kW / 7.3 hp • 7.4 kg^①

28" WITH ES LIGHT BAR



The competition chainsaw used in the STIHL TIMBERSPORTS® series. Large timber saw for the toughest jobs in forestry. Fitted with a 3/8" - RS saw chain for high cutting performance. STIHL M-Tronic guarantees optimum engine performance at all times, easy to start thanks to return to start position system, high performance oil pump for high and controlled flow rate, HD2 filter, economical STIHL 2-MIX engine.

Bar length 71 cm / 28"^②
Order number 1144 200 0319

Bar length 90 cm / 36"^②
Order number 1144 200 0324



MS 881

121.6 cm³ • 6.4 kW / 8.7 hp • 9.9 kg^①

The most powerful production chainsaw in the world! Its extremely high performance makes it ideal for professional felling and processing large trees. STIHL 2-MIX engine for high cutting performance and engine power, coupled with efficient fuel usage. Fitted with a .404" - RS saw chain for exceptionally powerful cutting performance. The stop-button function means the chainsaw is ready to start at any time once warm, and the HD2 filter ensures a long filter service life. Captive nuts on the sprocket cover make it easy to change the chain; tool-free fuel caps for easy and safe filling with fuels and lubricants.

Bar length 75 cm / 30"^②
Order number 1124 200 0199

Bar length 90 cm / 36"^②
Order number 1124 200 0200

Bar length 105 cm / 41"^②
Order number 1124 200 0206

CHAINSAW WITH CARBIDE SAW CHAINS

- Carbide-tipped saw chains that stay sharp up to ten times longer
- Particularly well-suited to working with dirty wood

For up to date pricing, please download the STIHL app or visit www.stihl.co.uk



MS 211 C-BE WITH DURO 3 SAW CHAIN

35.2 cm³ • 1.7 kW / 2.3 hp • 4.6 kg^①

STIHL ERGOSTART

Suitable for cutting firewood, property maintenance and felling small trees. ErgoStart and quick chain tensioning. Side-mounted chain tensioning, fuel efficient STIHL 2-MIX engine, switch between summer and winter mode for optimal running performance in all conditions, 3/8" P - PD3 carbide saw chain for longer lasting cutting performance.

Bar length	35 cm / 14" ^②
Order number	1139 200 0251

Bar length	40 cm / 16" ^②
Order number	1139 200 0252



PAGE **104**

DURO 3 SAW CHAINS

The Duro name stands for our carbide saw chains. This chain has been designed for cutting dirty wood, and can stay sharp up to ten times longer than conventional saw chains, even with occasional ground contact.


C = Comfort version
B = STIHL Quick Chain Tensioning
E = STIHL ErgoStart
T = Top handle

① Weight excluding fuel, guide bar and saw chain
② Including lightweight guide bar

ARBORIST CHAINSAWS

- Lightweight special chainsaws for trained arborists
- For cutting branches and crown reduction
- With precise handling
- Optimum ergonomics
- Cordless chainsaw for use in noise-sensitive areas

For up to date pricing, please download the STIHL app or visit www.stihl.co.uk



MSA 161 T

36 V • 1.25 kW^③ • 2.5 kg^④



Very lightweight and compact, professional cordless arborist chainsaw for tree maintenance^⑤. The smooth and extremely efficient 1/4" P - PM3 saw chain coupled with a powerful EC motor produces high performance throughout the entire cut. Includes captive nuts on the sprocket cover. **Working time with recommended AP 200 battery is up to 42 minutes.**

MSA 161 T excluding battery and charger^⑥

Bar length	25 cm / 10"
Order number	7009 200 0082

Bar length	30 cm / 12"
Order number	7009 200 0081

Recommended set

MSA 161 T with AP 200 and AL 300^⑦
Bar length 30 cm / 12"



PAGE **388**

ADVANCE X-CLIMB + ADVANCE PROCOM EAR DEFENDERS SET

Whether you are in the trees or on the ground, communicate comfortably and efficiently with the ADVANCE X-CLIMB and ADVANCE ProCOM ear defenders set.



③ Further comparison values for petrol-driven chainsaws are available on page 96
④ Weight excluding battery, including guide bar and saw chain
⑤ Specially designed for working among tree branches; should only be used by trained arborists
⑥ Including guide bar and saw chain
⑦ Explanation of symbols on page 436
⑧ Explanation of quality marks on page 451





NEW - AVAILABLE FROM SPRING 2022

MSA 220 T

36 V • 2.1 kW[Ⓞ] • 3.3 kg[Ⓞ]



Powerful professional cordless arborist saw[Ⓞ] for removing larger branches, crown correction, or removing dead wood. Electronic trigger system with an unlock button for simple saw activation leads to easy operation. LED display on the top handle for information on the operating status of the chainsaw as well as the chain break position. Easy-to-clean air filter for long service life and optimum engine cooling, Rollomatic E guide bar[Ⓞ] and 3/8" P - PS3 saw chain for excellent cutting performance, side-mounted chain tensioning, tool-free oil tank cap, captive nut on the sprocket cover. **Working time with recommended AP 300 S battery is up to 29 minutes.**

MSA 220 T excluding battery and charger[Ⓞ]

Bar length 30 cm / 12"[Ⓞ]
Order number 7009 200 0098

Bar length 35 cm / 14"[Ⓞ]
Order number 7009 200 0099

Recommended set

MSA 220 T with AP 300 S and AL 500[Ⓞ]

Bar length 35 cm / 14"

NEW Cut Kit 8 2 x PS3 saw chain / 1 x Rollomatic E guide bar 35 cm / 14"
Order number 3005 000 9906

NEW - AVAILABLE FROM SPRING 2022
BUMPER SPIKES

Large metal bumper spikes for coarse-barked wood.



For MSA 220 T / MSA 220 TC-O
Order number MA01 664 0500



ACTIVE NOTIFICATION WHEN THE OIL LEVEL IS LOW

The new MSA 220 TC-O is the first STIHL cordless chainsaw with an integrated oil sensor display. If the chain lubricant is low, the LED in the operator cockpit for the saws will light up in red and actively notify the user of the low level. When there is sufficient oil in the system, the LED stays off. Our recommended SynthPlus, BioPlus and ForestPlus chain lubricants can be found on page 341.



C = Comfort version
E = STIHL ErgoStart
M = STIHL M-Tronic
O = Oil sensor
T = Top handle

Ⓞ Exterior design of guide bar for MSA 220 T / MSA 220 TC-O are subject to change throughout 2022

Ⓞ Further comparison values for petrol-driven chainsaw are available on page 96
Ⓞ Weight excluding battery, including lightweight guide bar and saw chain
Ⓞ Specially designed for working among tree branches; should only be used by trained arborists



NEW - AVAILABLE FROM SPRING 2022

MSA 220 TC-O

36 V • 2.1 kW[Ⓞ] • 3.3 kg[Ⓞ]



Powerful professional cordless arborist saw[Ⓞ] for removing pieces of trunk, crown correction, or removing dead wood. Features an oil sensor, LED display gives the user a warning when the chain oil level is low. Electronic trigger system with an unlock button for simple saw activation leads to easy operation. LED display on the top handle for information on the operating status of the chainsaw as well as the chain break position. Easy-to-clean air filter for long service life and optimum engine cooling, new Light PO4 guide bar[Ⓞ] and 3/8" P - PS3 saw chain for excellent cutting performance, side-mounted chain tensioning, tool-free oil tank cap, captive nut on the sprocket cover. **Working time with recommended AP 300 S battery is up to 29 minutes.**

MSA 220 TC-O excluding battery and charger[Ⓞ]

Bar length 30 cm / 12"[Ⓞ]
Order number 7009 200 0096

Bar length 35 cm / 14"[Ⓞ]
Order number 7009 200 0097

Recommended set

MSA 220 TC-O with AP 300 S and AL 500[Ⓞ]

Bar length 35 cm / 14"

NEW Cut Kit 8 2 x PS3 saw chain / 1 x Rollomatic E guide bar 35 cm / 14"
Order number 3005 000 9906

AP 300 S BATTERY

Very powerful Lithium-Ion batteries with charge-level indicator (four LEDs).



281 Wh battery power[Ⓞ], 1.8 kg
Order number 4850 400 6580



MS 151 TC-E

23.6 cm³ • 1.1 kW / 1.5 hp • 2.6 kg[Ⓞ]

STIHL ERGOSTART

STIHL's lightest arborist saw[Ⓞ]. Ideal for a wide range of tree maintenance tasks such as removal of dead wood, crown maintenance, and removal of trunk and branch shoots. Manual fuel pump and STIHL ErgoStart guarantee easy starting. Fitted with a 1/4" P - PM3 saw chain as standard, for a precise cut. STIHL 2-MIX engine for high cutting performance.

Bar length 25 cm / 10"
Order number 1146 200 0072

Bar length 30 cm / 12"
Order number 1146 200 0073



MS 201 TC-M

35.2 cm³ • 1.8 kW / 2.4 hp • 3.7 kg[Ⓞ]



STIHL's most powerful arborist saw[Ⓞ]. Standard-fitted with a new version of STIHL M-Tronic featuring a calibration function for optimum engine performance right from the word go, captive nut on the sprocket cover, lightweight guide bar reduces the total weight. Fitted with a 3/8" P - PS3 saw chain for high cutting performance.

Bar length 30 cm / 12"[Ⓞ]
Order number 7009 200 0083

Bar length 35 cm / 14"[Ⓞ]
Order number 7009 200 0084

NEW Cut Kit 8 2 x PS3 saw chain / 1 x Rollomatic E guide bar 35 cm / 14"
Order number 3005 000 9906



Ⓞ Including lightweight guide bar and saw chain
Ⓞ Power capacity according to the specifications of the cell manufacturer. The actual power capacity available during operation is lower, to increase service life
Ⓞ Weight excluding fuel, guide bar and saw chain

MS 194 T

31.8 cm³ • 1.4 kW / 1.9 hp • 3.3 kg[Ⓞ]

STIHL's versatile arborist saw[Ⓞ]. For a range of tasks such as crown maintenance, dead wood removal, and removal of trunk and branch shoots. Fitted with a 1/4" P - PM3 saw chain for a precise cut. High cutting performance due to the STIHL 2-MIX engine.

Bar length 30 cm / 12"[Ⓞ]
Order number 7009 200 0085

Bar length 35 cm / 14"[Ⓞ]
Order number 7009 200 0086



PATENT
EP 2031043[Ⓞ]

MOTOMIX FUEL MIXTURE



Ready-mixed fuel (1:50) for all STIHL 2-stroke engines. For a full description, see page 339.

1 l
Order number 7009 874 0103

5 l
Order number 7009 874 0100

55 l
Order number 7009 871 0347

200 l
Order number 7009 871 0348

Ⓞ Explanation of symbols on page 436
Ⓞ Explanation of quality marks on page 451
Ⓞ Patented in several European countries

£ For up to date pricing, please download the STIHL app or visit www.stihl.co.uk



EMERGENCY SERVICES SAWS

- For emergency operations and fire-fighting
- Special saw chain with carbide alloy plating

For up to date pricing, please download the STIHL app or visit www.stihl.co.uk



MS 462 C-M R

72.2 cm³ • 4.4 kW / 6.0 hp • 6.5 kg^①

For emergency operations and fire-fighting. Quick-release tensioner for easy securing of the cut-depth limiter, STIHL M-Tronic for optimum engine performance at all times, long-life air filter system with HD2 filter with excellent filtering effect. Large starter grip and decompression valve for safe and easy starting, $\frac{3}{8}$ " - RDR special saw chain plated with impact-resistant carbide plates.

Bar length **50 cm / 20"**
Order number **1142 200 0025**

EMERGENCY SERVICES SAW ACCESSORIES



STIHL Rollomatic ES (STIHL Ematic Super) guide bar with replaceable bar nose

Bar length **50 cm / 20"**
Order number **3003 002 9421**

$\frac{3}{8}$ " - Rapid Duro R (special saw chain)

Bar length **50 cm / 20"**
Order number **3944 000 0072**



Cutting depth limiter

Order number **3003 650 6502**

'D' shaped starter handle

Order number **1128 195 3401**



ULTRASONIC safety goggles (clear)

Order number **0000 884 0359**



PROFESSIONAL TIP

Unlike ordinary chainsaws, special emergency services saws are usually used for plunge cutting, which means the front bar nose is inserted into the cutting material. The cut-depth limiter enables you to precisely define the desired cutting depth.

For up to date pricing, please download the STIHL app or visit www.stihl.co.uk

R = Emergency services saws

ELECTRIC CHAINSAWS

- For domestic users
- Powerful electric motor with high cutting performance
- Practical features
- Switches on and off at the push of a button

For up to date pricing, please download the STIHL app or visit www.stihl.co.uk



MSE 141

230 V • 1.4 kW • 3.6 kg^②

Highly manoeuvrable, lightweight chainsaw with good cutting performance. Well balanced for effortless work, side-mounted chain tensioning for securing and easily tensioning the chain, QuickStop Super chain brake, $\frac{3}{8}$ " P - PMM3 saw chain, oil tank with transparent viewing window, and overload protection.

Bar length **30 cm / 12"**
Order number **1208 200 0307**



PAGE **394**

FUNCTION SENSOTOUCH YOUR SMART WORK GLOVE

Your smartphone or tablet is a constant companion even when you're working with a saw. The FUNCTION SensoTouch glove makes it easy to operate all your screens, without having to remove a glove.



① Weight excluding fuel, guide bar and saw chain

② Weight excluding cable and chain oil, including guide bar and saw chain



ACCESSORIES AND PARTS FOR CHAINSAWS

- For maintenance and inspection
- For making work easier
- Scabbards suitable for various bar lengths
- Carry bag or chainsaw case for easy transportation
- Tools and sawhorses

For up to date pricing, please download the STIHL app or visit www.stihl.co.uk



NEW SERVICE KITS

STIHL's chainsaw service kits contain everything needed to carry a routine service on the engine of a STIHL chainsaw. Keeping on top of the maintenance of your tools helps it to maintain optimum performance and the reliability expected of the tool. There is a QR code on the box which can be scanned with a smartphone camera app to take you to how to video's on how to change each component.



Please note, service kit 11 is for MS 362 models produced before 2018.

Each service kit comes with the following:

- 1 × Air filter
- 1 × Spark plug
- 1 × Fuel filter

Service Kit 4 for MS 441, MS 461, MS 881
Order number **1124 007 4102**

Service Kit 7 for MS 170[Ⓞ] (machine number > 502696762; > 806742307), MS 180[Ⓞ] (machine number > 507033949; > 808412503)
Order number **1130 007 4101**

Service Kit 8 for MS 193, MS 194
Order number **1137 007 4100**

Service Kit 9 for MS 171, MS 181, MS 211
Order number **1139 007 4100**

Service Kit 11 for MS 261, MS 362 (machine number 177610358 - 183603946; > 296984305)
Order number **1140 007 4101**

Service Kit 12 for MS 241, MS 362[Ⓞ] (machine number > 183717483), MS 400
Order number **1140 007 4102**

Service Kit 13 for MS 271, MS 291, MS 311[Ⓞ] (machine number > 177198332; > 296246447), MS 391[Ⓞ] (machine number > 177197832; > 295938026)
Order number **1140 007 4103**

Service Kit 14 for MS 462
Order number **1142 007 4101**

Service Kit 15 for MS 231, MS 251
Order number **1143 007 4100**

Service Kit 16 for MS 661
Order number **1144 007 4101**

Service Kit 17 for MS 500i
Order number **1147 007 4101**

WOODEN SAWHORSE

Lightweight design.
For cutting firewood with ease, max. load 70 kg.



Order number **0000 881 4602**

For up to date pricing, please download the STIHL app or visit www.stihl.co.uk

COMBINATION SOCKET TOOL

For tensioning the chain and changing the chain, bar and spark plug.



Socket width 19[Ⓞ]
Order number **1119 890 3405**

Socket width 19 and 16[Ⓞ]
Order number **0000 890 3400**

Socket width 19 and 13[Ⓞ]
Order number **1129 890 3401**

Socket width 16 and 13[Ⓞ]
Order number **0000 890 3402**

CHAINSAW BAG

For tidy storage and transport of chainsaws with bar lengths up to 45 cm/18".



For chainsaws with bar length up to 45 cm/18"
Order number **0000 881 0508**

SCABBARDS FOR ARBORIST SAWS

Snaps firmly into place on the sprocket cover. Covers the stop claws.



For MS 151 TC-E, MS 194 T, MS 201 TC-M and MSA 220 T

Up to 35 cm/14" bar length
Order number **0000 792 9160**

Up to 40 cm/16" bar length
Order number **0000 792 9161**



FUELS AND LUBRICANTS, HAND TOOLS AND FORESTRY ACCESSORIES

SEE FROM PAGE 336



Bar attachment: 3005[Ⓞ] Mini for guide bars with a groove width of 1.1 mm

Bar attachment: 3005[Ⓞ] for guide bars with a groove width of 1.3 mm

Bar attachment: 3003[Ⓞ] for guide bars with a groove width of 1.6 mm

Bar attachment: 3002[Ⓞ] for guide bars with a groove width of 1.6 mm

Bar attachment: 3006[Ⓞ] for GS 461

SCABBARDS

up to 25 cm/10"	0000 792 9170		
up to 35 cm/14"	0000 792 9171	0000 792 9172	
up to 37 cm/15"			0000 792 9174
up to 45 cm/18"		0000 792 9173	0000 792 9175
up to 55 cm/22"			0000 792 9176 [Ⓞ]
up to 63 cm/25"			0000 792 9177
up to 75 cm/30"			0000 792 9178
up to 90 cm/36"			0000 792 9179

Ⓞ From MS 261 up
 Ⓞ From MS 271, MS 291 and MS 391
 Ⓞ From MS 170, MS 171, MS 180, MS 181, MS 194, MS 211, MS 231, MS 241, MS 251
 Ⓞ From MS 151 and MS 201
 Ⓞ Order numbers for guide bars, for more details consult the overview from page 108

Ⓞ Also for 3005 000 4721-50 cm/20"
 Ⓞ From 2015
 Ⓞ From 2016
 Ⓞ From 2018
 Ⓞ From 2014

MULTI-FUNCTION TOOL

Practical, multi-function quality tool in a sturdy plastic case. 3.5 mm flat-blade screwdriver for carburettor adjustment and cleaning grooves, Torx® TX 27 screwdriver, nylon pouch with belt loop.



Socket width 19 and 13[Ⓞ]
Order number **0000 881 5501**

Socket width 19 and 16[Ⓞ]
Order number **0000 881 5502**

CHAINSAW CASE

For storage and transport of all cordless and petrol-driven chainsaws with bar lengths up to 50 cm/20" (not suitable for the following chainsaws: MS 462, MS 500i, MS 661 C-M, MS 880 and MS 881).



For chainsaws with bar length up to 50 cm/20"
Order number **0000 900 4008**

SCABBARD EXTENSION

For extending the scabbard cover on guide bars larger than 90 cm/35".



30 cm/12" long extension
Order number **0000 792 9140**



POLE PRUNERS, ACCESSORIES AND PARTS

- Available as a petrol-driven or cordless power tool
- For thinning out shrubs
- For cutting tall fruit trees
- Range of up to five metres
- Harnesses for effortless working

For up to date pricing, please download the STIHL app or visit www.stihl.co.uk



NEW - AVAILABLE FROM SPRING 2022

HTA 50
36 V • 0.8 kW^① • 3.6 kg^②

Lightweight cordless pole pruner with high cutting performance for tree maintenance work of all types. 1/4" P - PM3 saw chain and side-mounted chain tensioning. With branch hook for easy removal of cuttings from the tree, semi-transparent oil tank, ergonomic control unit and detachable shaft for easy transport and space-saving storage. Total length 280 cm. For more information on features and technical details, see page 96. **Working time with recommended AK 20 battery is up to 45 minutes.**

HTA 50 excluding battery and charger^③
Bar length 25 cm / 10"
Order number LA02 011 6400


Set HTA 50 with AK 20 and AL 101^④
Bar length 25 cm / 10"
Order number LA02 011 6406

HTA 50 with 2 x AK 20 and AL 101^④
Order number LA02 200 0003

ACCESSORIES:

NEW^⑤ HTA SHAFT EXTENSION
NEW^⑤ PROTECTIVE FOOT

See page 91



HTA 66
36 V • 1.05 kW^① • 3.3 kg^②

Very lightweight and quiet yet powerful cordless pole pruner for grounds, garden and orchard maintenance. Fitted with 1/4" P - PM3 saw chain for low vibration and a clean, precise cut. Lightweight power head for easy manoeuvrability and good balance. Side-mounted chain tensioning and captive nut on the sprocket cover. With branch hook to assist removal of cuttings. Rigid shaft - not extendable. Total length 240 cm. For more information on features and technical details, see page 96. **Working time with recommended AP 200 battery is up to 42 minutes.**

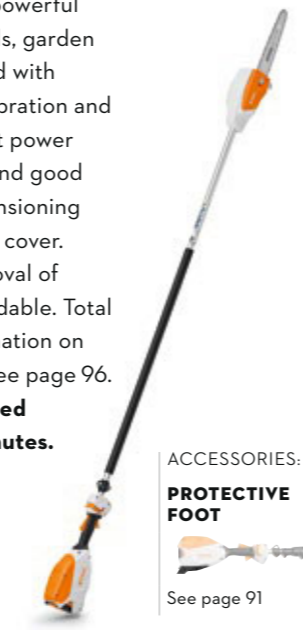
HTA 66 excluding battery and charger^③
Bar length 30 cm / 12"
Order number LA03 200 0004

Recommended set
HTA 66 with AP 200 and AL 101

NEW Cut Kit 6 2 x PM3 saw chain / 1 x Rollomatic E Mini guide bar 30 cm / 12"
Order number 3005 000 9904

ACCESSORIES:
PROTECTIVE FOOT

See page 91



HTA 86
36 V • 1.05 kW^① • 4.6 kg^②

Powerful cordless pole pruner. Quiet and low-vibration. For professional use in tree maintenance, orchards and local authorities. For pruning trees, removing dead wood and breakage from storms, and for cutting back fruit trees. 1/4" P - PM3 saw chain, lightweight and compact power head with sturdy branch hook for easy removal of loose cuttings from the tree. Rigid shaft to help with guidance and a clean and precise cut. Rapid length adjustment with quick release mechanism. Total length 270 - 390 cm. For more information on features and technical details, see page 96. **Working time with recommended AP 200 battery is up to 42 minutes.**


HTA 86 excluding battery and charger^③
Bar length 30 cm / 12"
Order number LA03 200 0002

Recommended set
HTA 86 with AP 200 and AL 500

NEW Cut Kit 6 2 x PM3 saw chain / 1 x Rollomatic E Mini guide bar 30 cm / 12"
Order number 3005 000 9904

ACCESSORIES:
PROTECTIVE FOOT

See page 91

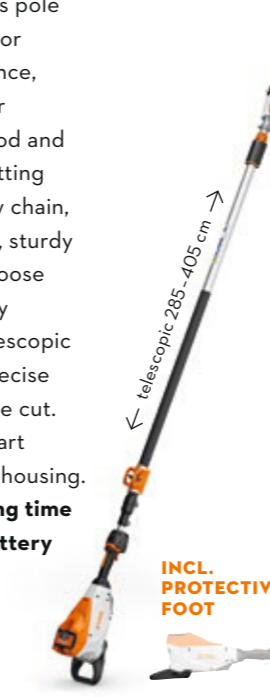


HTA 135
36 V • 1.5 kW^① • 6.8 kg^②

The most powerful STIHL cordless pole pruner. Quiet and low-vibration. For professional use in tree maintenance, orchards and local authorities. For pruning trees, removing dead wood and breakage from storms, and for cutting back fruit trees. 3/8" P - PMM3 saw chain, lightweight magnesium gearhead, sturdy branch hook for easy removal of loose cuttings from the tree. Particularly rigid-in-guidance professional telescopic shaft with rapid adjustment for precise biting characteristics and a precise cut. Mounting point for the STIHL Smart Connector 2 A on the power tool housing. Total length 285 - 405 cm. **Working time with recommended AP 300 S battery is up to 45 minutes.**

HTA 135 excluding battery and charger^③
Bar length 30 cm / 12"
Order number LA01 200 0000

Recommended set
HTA 135 with AP 300 S and AL 500



NEW HT 105
31.4 cm³ • 1.05 kW / 1.4 hp • 7.9 kg^④

Powerful petrol-driven pole pruner with STIHL 4-MIX[®] engine for professional work in tree maintenance, orchards and local authorities. For delimiting trees, removing dead wood or breakage from storms, and for cutting back fruit trees. 1/4" P - PM3 saw chain, lightweight and compact transmission with cast-on robust branch hook. Particularly rigid and guidable professional telescopic shaft with rapid adjustment for precise biting characteristics and a precise cut. Total length 270 - 390 cm.

Bar length 30 cm / 12"
Order number 4182 200 0194

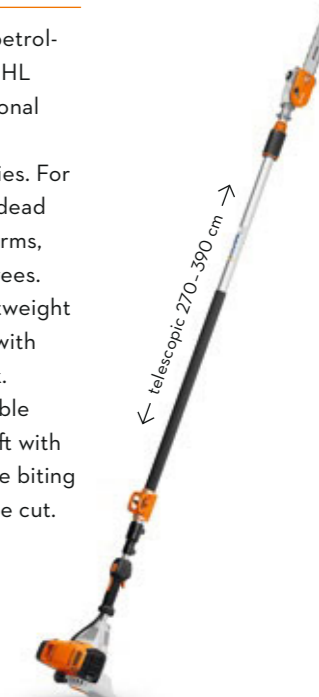
NEW Cut Kit 6 2 x PM3 saw chain / 1 x Rollomatic E Mini guide bar 30 cm / 12"
Order number 3005 000 9904



NEW HT 135
36.3 cm³ • 1.4 kW / 1.9 hp • 7.9 kg^④

The most powerful STIHL petrol-driven pole pruner with STIHL 4-MIX[®] engine for professional work in tree maintenance, orchards and local authorities. For delimiting trees, removing dead wood or breakage from storms, and for cutting back fruit trees. 1/4" P - PM3 saw chain, lightweight and compact transmission with cast-on robust branch hook. Particularly rigid and guidable professional telescopic shaft with rapid adjustment for precise biting characteristics and a precise cut. Total length 270 - 390 cm.

Bar length 30 cm / 12"
Order number 4182 200 0198




For up to date pricing, please download the STIHL app or visit www.stihl.co.uk

A set is a single box including the tool, battery and charger. The tool with 2 batteries and charger will come in separate boxes.

① Further comparison values for petrol-driven pole pruners are available on page 96
② Weight excluding battery, guide bar and saw chain
③ Including guide bar and saw chain

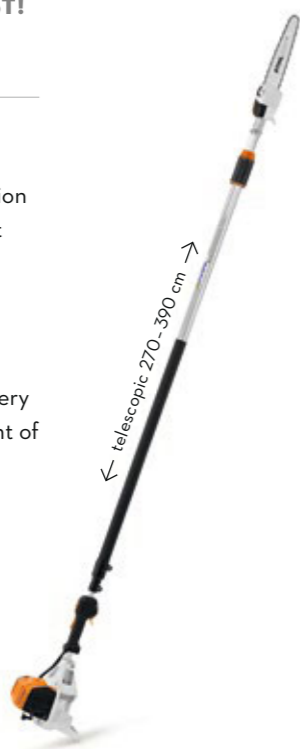
④ Weight excluding fuel, guide bar and saw chain
⑤ Explanation of symbols on page 436
⑥ Available from spring 2022



ONLY WHILE STOCKS LAST!
HT 103

31.4 cm³ • 1.05 kW / 1.4 hp • 7.2 kg^①

Professional pole pruner for orchard and arborist work. Lightweight, compact transmission with captive nut on the sprocket cover, optimised cutting performance due to the 1/4" P - PM3 saw chain, STIHL 4-MIX® engine with a simplified start system. Highly ergonomic and very stable due to the reduced weight of the square-cut telescopic shaft. Total length 270 - 390 cm.



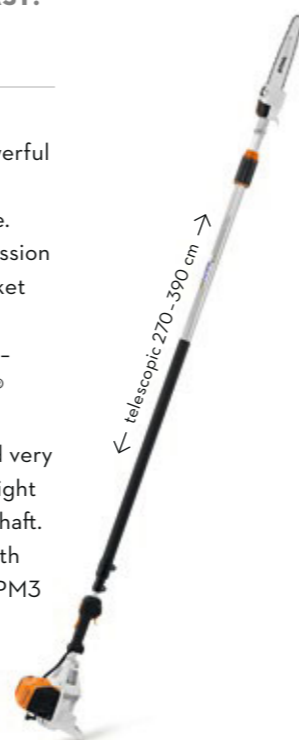
Bar length **30 cm / 12"**
Order number **4182 200 0141**

NEW Cut Kit 6 **2 x PM3 saw chain / 1 x Rollomatic E Mini guide bar 30 cm / 12"**
Order number **3005 000 9904**

ONLY WHILE STOCKS LAST!
HT 133


36.3 cm³ • 1.4 kW / 1.9 hp • 7.2 kg^①

Pole pruner with an ideal power-to-weight ratio for powerful cutting work in orchards and professional tree maintenance. Lightweight, compact transmission with captive nut on the sprocket cover, maximum cutting performance due to the 1/4" P - PM3 saw chain, STIHL 4-MIX® engine with a simplified start system. Highly ergonomic and very stable due to the reduced weight of the square-cut telescopic shaft. Total length 270 - 390 cm. With 30 cm / 12" guide bar and 1/4" PM3 saw chain.




Bar length **30 cm / 12"**
Order number **4182 200 0149**

NEW Cut Kit 6 **2 x PM3 saw chain / 1 x Rollomatic E Mini guide bar 30 cm / 12"**
Order number **3005 000 9904**



RTS HARNESS

For prolonged use. Can be adjusted to the user's size, and enables effortless and ergonomic work.



Pole pruners:
HT 105, HT 135, HTA 66, HTA 86, HTA 135

KombiEngines with HT-KM or HL-KM attachment:
KM 56 RC-E, KM 94 RC-E, KM 111 R, KM 131 R

Long-reach hedge trimmers:
HL 92 C-E, HL 94 C-E, HLA 66, HLA 86, HLA 135, HLE 71

Cannot be used with:
KMA 130 R, KMA 135 R, HL 92 KC-E.

Order number **0000 790 4400**

PROTECTIVE FEET

For protecting the power tool and battery from direct contact with the ground.



For HTA 66, HTA 86, HLA 66 and HLA 86
Order number **4857 007 1001**

For protecting the power tool and battery from direct contact with the ground. Included with the HTA 135 as standard.



For HLA 135, HTA 135 and KMA 135 R
Order number **LA01 007 1002**

NEW

For protecting the power tool and battery from direct contact with the ground.



For HLA 56 and HTA 50
Order number **HA01 007 1000**

MOTOMIX FUEL MIXTURE

Ready-mixed fuel (1:50) for all STIHL 2-stroke engines. For a full description, see page 339.



11
Order number **7009 874 0103**

51
Order number **7009 874 0100**

PATENT EP 2031043^②

NEW SERVICE KITS

STIHL's pole pruner service kits contain everything needed to carry a routine service on the engine of a STIHL pole pruner. Keeping on top of the maintenance of your tools helps it to maintain optimum performance and the reliability expected of the tool. There is a QR code on the box which can be scanned with a smartphone camera app to take you to how to video's on how to change each component.



Each service kit comes with the following:

- 1 x Air filter
- 1 x Spark plug
- 1 x Fuel filter

Service Kit 30 for HT 102, HT 103, HT 105
(Also suitable for FS 89, FS 91, FS 111, KM 91, KM 111)
Order number **4180 007 4102**

Service Kit 31 for HT 130, HT 131, HT 133, HT 135
(Also suitable for BT 131, FR 131, FS 131, FS 311, KM 131)
Order number **4180 007 4103**



NEW - AVAILABLE FROM SPRING 2022
HTA SHAFT EXTENSION

Simple 50 cm / 20" shaft extension. Made from aluminium. Weight: 465 g.

For HTA 50
Order number **LA02 820 5000**

ANGLED GEARHEAD

For sawing and pruning at an angle with the pole pruner.



For HT 135 and HTA 135
Order number **4182 640 0200**

BRACKET FOR PROFESSIONAL TELESCOPIC SHAFT

For outstanding ergonomic design in combination with a shoulder strap or the RTS harness. The tool is easy to attach and quick to release. Included with the HT 135 and HTA 135 as standard.



For HT 105, HT 135, HTA 86, HLA 86 and HTA 135
Order number **0000 790 8600**





Order number	Bar length [Ⓞ] (cm / inches)	Displacement (cm ³)	Power output (kW / hp)	Power consumption (kW)	Rated voltage (V)	Weight (kg)	Weight-to-power ratio (kg / kW)	Sound pressure level [Ⓢ] (dB(A))	Sound power level [Ⓢ] (dB(A))	Vibration level left / right [Ⓢ] (m/s ²)	STIHL engine (2-MIX / 4-MIX [Ⓢ]) / STIHL cordless power system	Saw chain pitch	STIHL Oilomatic saw chain type [Ⓢ]	Lightweight guide bar	Side-mounted chain tensioning	STIHL Quick Chain Tensioning	Manual fuel pump	STIHL ElastoStart	STIHL ErgoStart	Air filter system with routing	HD2 filter	Tool-free fuel cap	Tool-free oil tank cap	Overload protection	Soft handle
CHAINSAWS FOR DOMESTIC USERS																									
MSA 120 C-B	1254 011 5870	30/12	-	0.8 [Ⓢ] / -	0.85	36	2.7 [Ⓢ]	-	83	94	3.4 / 3.2	AK System	1/4" P	PM3	-	-	•	-	-	-	-	-	•	•	•
Set MSA 120 C-B with AK 20 + AL 101	1254 011 5883	30/12	-	0.8 [Ⓢ] / -	0.85	36	3.9 [Ⓢ]	-	83	94	3.4 / 3.2	AK System	1/4" P	PM3	-	-	•	-	-	-	-	-	•	•	•
MSA 120 C-B with 2 x AK 20 + AL 101	1254 200 0022	30/12	-	0.8 [Ⓢ] / -	0.85	36	3.9 [Ⓢ]	-	83	94	3.4 / 3.2	AK System	1/4" P	PM3	-	-	•	-	-	-	-	-	•	•	•
MSA 140 C-B	1254 011 5840	30/12	-	0.9 [Ⓢ] / -	1.1	36	2.7 [Ⓢ]	-	83	94	4.3 / 4.8	AK System	1/4" P	PM3	-	-	•	-	-	-	-	-	•	•	•
Set MSA 140 C-B with AK 30 + AL 101	1254 011 5853	30/12	-	0.9 [Ⓢ] / -	1.1	36	4.0 [Ⓢ]	-	83	94	4.3 / 4.8	AK System	1/4" P	PM3	-	-	•	-	-	-	-	-	•	•	•
MSA 140 C-B with 2 x AK 30 + AL 101	1254 200 0014	30/12	-	0.9 [Ⓢ] / -	1.1	36	4.0 [Ⓢ]	-	83	94	4.3 / 4.8	AK System	1/4" P	PM3	-	-	•	-	-	-	-	-	•	•	•
MS 170	1130 200 0299	30/12	30.1	1.2 / 1.6	-	-	4.1 [Ⓢ]	3.4	100	111	6.9 / 6.4	2-MIX	3/8" P	PMM3 [Ⓢ]	○	○	○	-	○	-	-	-	-	-	-
MS 171	1139 200 0177 1139 200 0406	30/12 35/14	31.8	1.3 / 1.8	-	-	4.3 [Ⓢ]	3.3	99	112	4.0 / 4.5	2-MIX	3/8" P	PMM3 [Ⓢ]	○	•	○	-	○	-	•	-	•	•	-
MS 180	1130 200 0368	35/14	31.8	1.4 / 1.9	-	-	4.1 [Ⓢ]	3.0	100	112	6.6 / 7.8	2-MIX	3/8" P	PM3	○	•	○	-	○	-	-	-	-	-	-
MS 181	1139 200 0150 1139 200 0151	35/14 40/16	31.8	1.5 / 2.0	-	-	4.3 [Ⓢ]	2.9	100	112	3.5 / 3.0	2-MIX	3/8" P	PM3	○	•	○	-	○	-	•	-	•	•	-
MS 181 C-BE	1139 200 0153 1139 200 0154	35/14 40/16	31.8	1.5 / 2.0	-	-	4.6 [Ⓢ]	3.1	100	112	3.5 / 3.0	2-MIX	3/8" P	PM3	○	-	•	•	-	•	•	-	•	•	-
MS 211	1139 200 0247 1139 200 0248	35/14 40/16	35.2	1.7 / 2.3	-	-	4.3 [Ⓢ]	2.5	100	113	3.5 / 3.5	2-MIX	3/8" P	PM3	○	•	○	-	○	-	•	-	•	•	-
MS 211 C-BE	1139 200 0249 1139 200 0250	35/14 40/16	35.2	1.7 / 2.3	-	-	4.6 [Ⓢ]	2.7	100	113	3.5 / 3.5	2-MIX	3/8" P	PM3	○	-	•	•	-	•	•	-	•	•	-
MS 231	1143 200 0217 1143 200 0358	35/14 40/16	42.6	2.0 / 2.7	-	-	4.8 [Ⓢ]	2.4	103	114	3.9 / 3.9	2-MIX	3/8" P	PM3	○	•	○	-	○	-	•	○	•	•	-
MS 231 C-BE	1143 200 0219 1143 200 0359	35/14 40/16	42.6	2.0 / 2.7	-	-	5.1 [Ⓢ]	2.6	103	114	3.9 / 3.9	2-MIX	3/8" P	PM3	○	-	•	•	-	•	•	○	•	•	-
MS 251	1143 200 0240 1143 200 0239	40/16 45/18	45.6	2.2 / 3.0	-	-	4.8 [Ⓢ]	2.2	103	114	3.9 / 3.9	2-MIX	.325"	RM	○	•	○	-	○	-	•	○	•	•	-
MS 251 C-BE	1143 200 0247 1143 200 0248	40/16 45/18	45.6	2.2 / 3.0	-	-	5.1 [Ⓢ]	2.4	103	114	3.9 / 3.9	2-MIX	.325"	RM	○	-	•	•	-	•	•	○	•	•	-
MS 151 C-E	1146 200 0054 1146 200 0055	25/10 30/12	23.6	1.1 / 1.5	-	-	2.8 [Ⓢ]	2.5	96	110	4.9 / 4.9	2-MIX	1/4" P	PM3	•	•	-	•	-	•	-	•	•	-	-

For up to date pricing, please download the STIHL app or visit www.stihl.co.uk

A set is a single box including the tool, battery and charger. The tool with 2 batteries and charger will come in separate boxes.

- As standard
- Retrofittable (accessory)
- B = STIHL Quick Chain Tensioning
- C = Comfort version
- E = STIHL ErgoStart

Ⓢ The actual bar length is shorter than the bar length stated. Other available cutting attachments are detailed from page 108

- Ⓢ K-factor according to Dir. 2006 / 42 / EC = 2.0 dB(A)
- Ⓢ K-factor according to Dir. 2006 / 42 / EC = 2 m/s²
- Ⓢ A detailed explanation of the STIHL saw chain types can be found from page 101
- Ⓢ Mechanical output as a comparative value for petrol-driven chainsaws
- Ⓢ Weight excluding battery, including guide bar and saw chain

- Ⓢ Weight including battery, guide bar and saw chain, excluding charger
- Ⓢ Weight excluding fuel, guide bar and saw chain
- Ⓢ Narrow cutting attachment



Order number		Bar length [Ⓞ] (cm/inches)	Displacement (cm³)	Power output (kW/hp)	Power consumption (kW)	Rated voltage (V)	Weight (kg)	Weight-to-power ratio (kg/kW)	Sound pressure level [Ⓜ] (dB(A))	Sound power level [Ⓜ] (dB(A))	Vibration level left/right [Ⓞ] (m/s²)	STIHL engine (2-MIX/4-MIX [Ⓞ])/STIHL cordless power system	Saw chain pitch	STIHL Oilomatic saw chain type [Ⓞ]	Lightweight guide bar	Controlled-delivery oil pump	Side-mounted chain tensioning	STIHL Quick Chain Tensioning	Manual fuel pump	Decompression valve	STIHL ElastoStart	STIHL ErgoStart	Air filter system with routing	HD2 filter	Tool-free fuel cap	Electrically heated handles	Electric carburettor heating	STIHL M-Tronic	STIHL Injection	Tool-free oil tank cap	Overload protection	Soft handle	STIHL Smart Connector 2 A	
CHAINSAWS FOR LAND OWNERS, AGRICULTURE AND HORTICULTURE																																		
MSA 160 C-B	1250 200 0049	30/12	-	1.0 [Ⓞ] /-	1.25	36	3.1 [Ⓞ]	-	84	95	2.7/2.9	AP System	¼" P	PM3	-	-	-	•	-	-	-	-	-	-	-	-	-	-	-	-	-	-	-	
MSA 200 C-B	1251 200 0021	35/14	-	1.4 [Ⓞ] /-	1.8	36	3.3 [Ⓞ]	-	84	95	4.6/3.9	AP System	¼" P	PM3	-	-	-	•	-	-	-	-	-	-	-	-	-	-	-	-	-	-	-	
MSA 220 C-B	1251 200 0072	35/14	-	1.7 [Ⓞ] /-	2.1	36	3.6 [Ⓞ]	-	89	100	4.8/3.6	AP System	¾" P	PS3	-	-	-	•	-	-	-	-	-	-	-	-	-	-	-	-	-	-	-	
MS 271	1141 200 0645 1141 200 0660	40/16 45/18	50.2	2.6/3.5	-	-	5.6 [Ⓞ]	2.2	103	115	4.5/4.5	2-MIX	.325"	RM3 Pro	•	-	•	-	-	-	○	-	•	○	•	-	-	-	-	-	-	-	-	
MS 291	1141 200 0698 1141 200 0336	40/16 45/18	55.5	2.8/3.8	-	-	5.6 [Ⓞ]	2.0	103	116	4.5/4.5	2-MIX	.325"	RM	○	-	•	-	-	-	○	-	•	○	•	-	-	-	-	-	-	-	-	
MS 391	1140 200 0747 1140 200 0731 1140 200 0741	40/16 45/18 50/20	64.1	3.3/4.5	-	-	6.2 [Ⓞ]	1.9	105	117	4.0/4.0	2-MIX	¾"	RM	-	•	•	-	-	•	○	-	•	○	•	-	-	-	-	-	-	-	-	
CHAINSAWS FOR FORESTRY WORK																																		
MSA 300	NEW [Ⓞ] MA02 200 0001 MA02 200 0004 MA02 200 0007	35/14 40/16 45/18	-	2.5 [Ⓞ] /-	3.0	36	5.4 [Ⓞ]	-	93	104	2.6/2.8	AP System	.325"	RS Pro	•	•	•	-	-	-	-	-	-	-	-	-	-	-	-	-	-	-	-	○
MS 201 C-M	1145 200 0278 1145 200 0263	30/12 35/14	35.2	1.8/2.4	-	-	4.0 [Ⓞ]	2.2	99	112	3.3/3.3	2-MIX	¾" P	PS3	•	•	•	-	-	-	•	-	-	-	•	-	-	-	-	-	-	-	-	
MS 241 C-M	1143 200 0364 1143 200 0273 1143 200 0587	35/14 40/16 45/18	42.6	2.3/3.1	-	-	4.5 [Ⓞ]	2.0	103	115	2.9/2.9	2-MIX	.325"	RS	○	•	•	-	-	•	•	-	•	•	•	-	-	•	-	•	-	-	-	
MS 261 C-M	1141 200 0646 1141 200 0647 1141 200 0652	35/14 40/16 45/18	50.2	3.0/4.1	-	-	4.9 [Ⓞ]	1.6	105	116	3.5/3.5	2-MIX	.325"	RS Pro	•	•	•	-	-	•	•	-	•	•	•	-	-	•	-	•	-	-	-	
MS 261 C-M VW	1141 200 0650 1141 200 0651	35/14 40/16	50.2	3.0/4.1	-	-	5.1 [Ⓞ]	1.7	105	116	3.5/3.5	2-MIX	.325"	RS Pro	•	•	•	-	-	•	•	-	•	•	•	•	•	•	•	•	•	•	-	-
MS 362 C-M	1140 200 0717 1140 200 0490 1140 200 0492	40/16 45/18 50/20	59.0	3.5/4.8	-	-	5.6 [Ⓞ]	1.6	106	117	3.5/3.5	2-MIX	¾"	RS	-	•	•	-	-	•	•	-	•	•	•	-	-	•	-	•	-	-	-	
MS 400 C-M	1140 200 0520 1140 200 0521 1140 200 0471	40/16 45/18 50/20	66.8	4.0/5.4	-	-	5.8 [Ⓞ]	1.5	107	118	3.5/3.5	2-MIX	¾"	RS RS RS	-	•	•	-	-	•	•	-	•	•	•	-	-	•	-	•	-	-	-	
MS 462 C-M	1142 200 0012 1142 200 0028 1142 200 0094	45/18 50/20 63/25	72.2	4.4/6.0	-	-	6.0 [Ⓞ]	1.4	108	119	4.8/3.6	2-MIX	¾"	RS RS RS	-	•	•	-	-	•	•	-	•	•	•	-	-	•	-	•	-	-	-	
MS 500i	1147 200 0000 1147 200 0001	50/20 63/25	79.2	5.0/6.8	-	-	6.2 [Ⓞ]	1.2	106	119	4.2/4.0	2-MIX	¾"	RS	•	•	•	-	•	•	•	-	•	•	•	-	-	•	-	•	-	-	-	
MS 500i W	1147 200 0004	63/25	79.2	5.0/6.8	-	-	6.3 [Ⓞ]	1.3	106	119	4.2/4.0	2-MIX	¾"	RS	•	•	•	-	•	•	•	-	•	•	•	-	-	•	-	•	-	-	-	
MS 661 C-M	1144 200 0319 1144 200 0324	71/28 90/36	91.1	5.4/7.3	-	-	7.4 [Ⓞ]	1.4	105	118	6.9/5.6	2-MIX	¾"	RS	•	•	•	-	-	•	•	-	•	•	•	-	-	•	-	•	-	-	-	
MS 881	1124 200 0199 1124 200 0200 1124 200 0206	75/30 90/36 105/41	121.6	6.4/8.7	-	-	9.9 [Ⓞ]	1.5	106	118	8.9/8.9	2-MIX	.404"	RS	-	•	•	-	-	•	•	-	•	•	•	-	-	•	-	•	-	-	-	

For up to date pricing, please download the STIHL app or visit www.stihl.co.uk

• As standard
○ Retrofittable (accessory)

B = STIHL Quick Chain Tensioning
C = Comfort version
E = STIHL ErgoStart
i = STIHL Injection

M = STIHL M-Tronic
V = Electric carburettor heating
W = Electrically heated handles

Ⓞ The actual bar length is shorter than the bar length stated.
Other available cutting attachments are detailed from page 108
Ⓜ K-factor according to Dir. 2006/42/EC = 2.0 dB(A)
Ⓝ K-factor according to Dir. 2006/42/EC = 2 m/s²
Ⓞ A detailed explanation of the STIHL saw chain types can be found from page 101

Ⓞ Mechanical output as a comparative value for petrol-driven chainsaws
Ⓞ Weight excluding battery, including guide bar and saw chain
Ⓞ Weight excluding fuel, guide bar and saw chain
Ⓞ Available from Spring 2022



Order number		Bar length ^① (cm/inches)	Displacement (cm³)	Power output (kW/hp)	Power consumption (kW)	Rated voltage (V)	Weight (kg)	Weight-to-power ratio (kg/kW)	Sound pressure level ^② (dB(A))	Sound power level ^③ (dB(A))	Vibration level left/right ^④ (m/s²)	STIHL engine (2-MIX/4-MIX [®])/STIHL cordless power system	Cable length (m)	Saw chain pitch	STIHL Oilomatic saw chain type ^⑤	Total length including cutting attachment (cm)	Lightweight guide bar	Controlled-delivery oil pump	Side-mounted chain tensioning	STIHL Quick Chain Tensioning	STIHL anti-vibration system	Manual fuel pump	Decompression valve	STIHL ElastoStart	STIHL ErgoStart	Air filter system with routing	HD2 filter	Tool-free fuel cap	STIHL M-Tronic	Tool-free oil tank cap	Overload protection	Soft handle	Automatic decompression	STIHL Smart Connector 2 A	
CHAINSAW WITH CARBIDE SAW CHAIN																																			
MS 211 C-BE	1139 200 0251 1139 200 0252	35/14 40/16	35.2	1.7/2.3	-	-	4.6 ^⑥	2.5	100	113	3.5/3.5	2-MIX	-	3/8" P	PD3	-	○	-	●	-	-	-	-	-	●	●	-	●	-	●	-	-	-	-	
ARBORIST SAWS																																			
MSA 161 T	7009 200 0082 7009 200 0081	25/10 30/12	-	1.0 ^⑦ /-	1.25	36	2.5 ^⑧	-	83	94	2.1/2.2	AP System	-	1/4" P	PM3	-	-	-	●	-	-	-	-	-	-	-	-	-	●	●	●	-	-	-	
MSA 220 T	NEW ^⑨ 7009 200 0098 7009 200 0099	30/12 35/14	-	1.7 ^⑧ /-	2.1	36	3.3 ^⑧	-	94	104	3.4/3.0	AP System	-	3/8" P	PS3	-	●	●	●	-	-	-	-	-	-	-	-	-	-	●	●	●	-	-	-
MSA 220 TC-O	NEW ^⑨ 7009 200 0096 7009 200 0097	30/12 35/14	-	1.7 ^⑧ /-	2.1	36	3.3 ^⑧	-	94	104	3.4/3.0	AP System	-	3/8" P	PS3	-	●	●	●	-	-	-	-	-	-	-	-	-	●	●	●	-	-	-	
MS 151 TC-E	1146 200 0072 1146 200 0073	25/10 30/12	23.6	1.1/1.5	-	-	2.6 ^⑧	2.4	96	109	4.9/4.9	2-MIX	-	1/4" P	PM3	-	-	-	●	-	-	●	-	-	●	-	●	-	●	-	-	-	-	-	
MS 194 T	7009 200 0085 7009 200 0086	30/12 35/14	31.8	1.4/1.9	-	-	3.3 ^⑧	2.4	100	112	3.6/3.6	2-MIX	-	1/4" P	PM3	-	-	-	●	-	-	●	-	●	-	-	●	-	●	-	-	-	-	-	
MS 201 TC-M	7009 200 0083 7009 200 0084	30/12 35/14	35.2	1.8/2.4	-	-	3.7 ^⑧	2.1	100	113	3.5/3.1	2-MIX	-	3/8" P	PS3	-	○	●	●	-	-	-	-	●	-	-	●	●	●	-	-	-	-	-	
EMERGENCY SERVICES SAW																																			
MS 462 C-M R	1142 200 0025	50/20	72.2	4.4/6.0	-	-	6.5 ^⑧	1.5	108	119	3.3/2.7	2-MIX	-	3/8"	RDR	-	-	●	●	-	-	-	●	-	-	●	●	●	●	●	●	-	-	-	
ELECTRIC CHAINSAW																																			
MSE 141 C	1208 200 0307	30/12	-	-	1.4	230	3.6 ^⑧	-	90	101	3.3/4.2	-	3.0	3/8" P	PMM3 ^⑩	-	○	-	●	-	-	-	-	-	-	-	-	-	-	-	-	-	-	-	
POLE PRUNERS																																			
HTA 50	NEW ^⑨ LA02 011 6400	25/10	-	0.57 ^⑧ /-	0.8	36	3.6 ^⑧	-	78	94	0.5/1.0	AK System	-	1/4" P	PM3	280	-	-	-	-	-	-	-	-	-	-	-	-	-	-	-	-	-	-	-
Set HTA 50 with AK 20 and AL 101	NEW ^⑨ LA02 011 6406	25/10	-	0.57 ^⑧ /-	0.8	36	4.8 ^⑧	-	78	94	0.5/1.0	AK System	-	1/4" P	PM3	280	-	-	-	-	-	-	-	-	-	-	-	-	-	-	-	-	-	-	-
HTA 50 with 2 × AK 20 and AL 101	NEW ^⑨ LA02 200 0003	25/10	-	0.57 ^⑧ /-	0.8	36	4.8 ^⑧	-	78	94	0.5/1.0	AK System	-	1/4" P	PM3	280	-	-	-	-	-	-	-	-	-	-	-	-	-	-	-	-	-	-	-
HTA 66	LA03 200 0004	25/10	-	0.74 ^⑧ /-	1.05	36	3.3 ^⑧	-	78	93	1.0/1.0	AP System	-	1/4" P	PM3	240	-	-	●	-	-	-	-	-	-	-	-	-	-	-	-	-	-	-	-
HTA 86	LA03 200 0002	30/12	-	0.74 ^⑧ /-	1.05	36	4.6 ^⑧	-	77	93	1.0/1.0	AP System	-	1/4" P	PM3	270-390	-	-	●	-	-	-	-	-	-	-	-	-	-	-	-	-	-	-	-
HT 103	4182 200 0141	30/12	31.4	1.05/1.4	-	-	7.2 ^⑧	-	89	106	3.6/4.3	4-MIX [®]	-	1/4" P	PM3	270-390	-	-	●	-	●	-	-	-	-	-	-	●	-	●	●	-	●	-	
HT 105	NEW 4182 200 0194	30/12	31.4	1.05/1.4	-	-	7.9 ^⑧	-	92	108	5.0/5.5	4-MIX [®]	-	1/4" P	PM3	270-390	-	-	●	-	●	-	-	-	-	-	-	●	-	●	●	-	●	-	
HT 133	4182 200 0149	30/12	36.3	1.4/1.9	-	-	7.2 ^⑧	-	93	109	3.6/4.3	4-MIX [®]	-	1/4" P	PM3	270-390	-	-	●	-	●	-	-	-	-	-	-	●	-	●	-	-	●	-	
HTA 135	LA01 200 0000	30/12	-	2.1 ^⑧ /-	1.5	36	6.8 ^⑧	-	84	96	4.3/5.1	AP System	-	3/8" P	PMM3	285-405	-	-	●	-	-	-	-	-	-	-	-	-	-	-	-	-	-	-	○
HT 135	NEW 4182 200 0198	30/12	36.3	1.4/1.9	-	-	7.9 ^⑧	-	92	109	4.3/4.8	4-MIX [®]	-	1/4" P	PM3	270-390	-	-	●	-	●	-	-	-	-	-	-	●	-	●	●	-	●	-	

For up to date pricing, please download the STIHL app or visit www.stihl.co.uk

A set is a single box including the tool, battery and charger. The tool with 2 batteries and charger will come in separate boxes.

- As standard
- Retrofittable (accessory)

! Only while stocks last!

- B = STIHL Quick Chain Tensioning
- C = Comfort version
- E = STIHL ErgoStart
- M = STIHL M-Tronic

- = Oil sensor
- R = Emergency services saws
- T = Top handle

- ① The actual bar length is shorter than the bar length stated. Other available cutting attachments are detailed from page 108
- ② K-factor according to Dir. 2006/42/EC = 2.0 dB(A)
- ③ K-factor according to Dir. 2006/42/EC = 2 m/s²
- ④ A detailed explanation of the STIHL saw chain types can be found from page 101
- ⑤ Mechanical output as a comparative value for petrol-driven chainsaws

- ⑥ Weight excluding fuel, guide bar and saw chain
- ⑦ Weight excluding battery, including guide bar and saw chain
- ⑧ Weight including battery, guide bar and saw chain, excluding charger
- ⑨ Weight excluding cable and chain oil, including guide bar and saw chain
- ⑩ Narrow cutting attachment
- ⑪ Available from Spring 2022





NEW

FASTER AND EASIER SHARPENING

+10% CUTTING PERFORMANCE

SHARP FOR LONGER

LONGER SERVICE LIFE



HEXA SAW CHAIN + HEXA FILE

THE PROFESSIONAL CUTTING SYSTEM EXCLUSIVE TO STIHL

Consisting of the Hexa saw chain and Hexa file, the patented Rapid Hexa cutting system sets new standards for chain performance, service life and ease of sharpening. Designed with professionals in mind, Hexa is available in 1.6mm $\frac{3}{8}$ " pitch and is compatible with all professional petrol models from the MS 362 - MS 661. The profile and geometry of the cutting teeth and file are perfectly coordinated to each other, enabling straightforward and rapid sharpening with an almost perfect result. Compared with other saw chains such as the $\frac{3}{8}$ " RS, Hexa chains need re-sharpening much less frequently due to a more stable cutting edge, resulting in a longer service life and reduced downtime. Try the new STIHL Hexa cutting system today and see for yourself!



Video instructions on how to sharpen the Hexa saw chain are available at: stihl.com/hexa

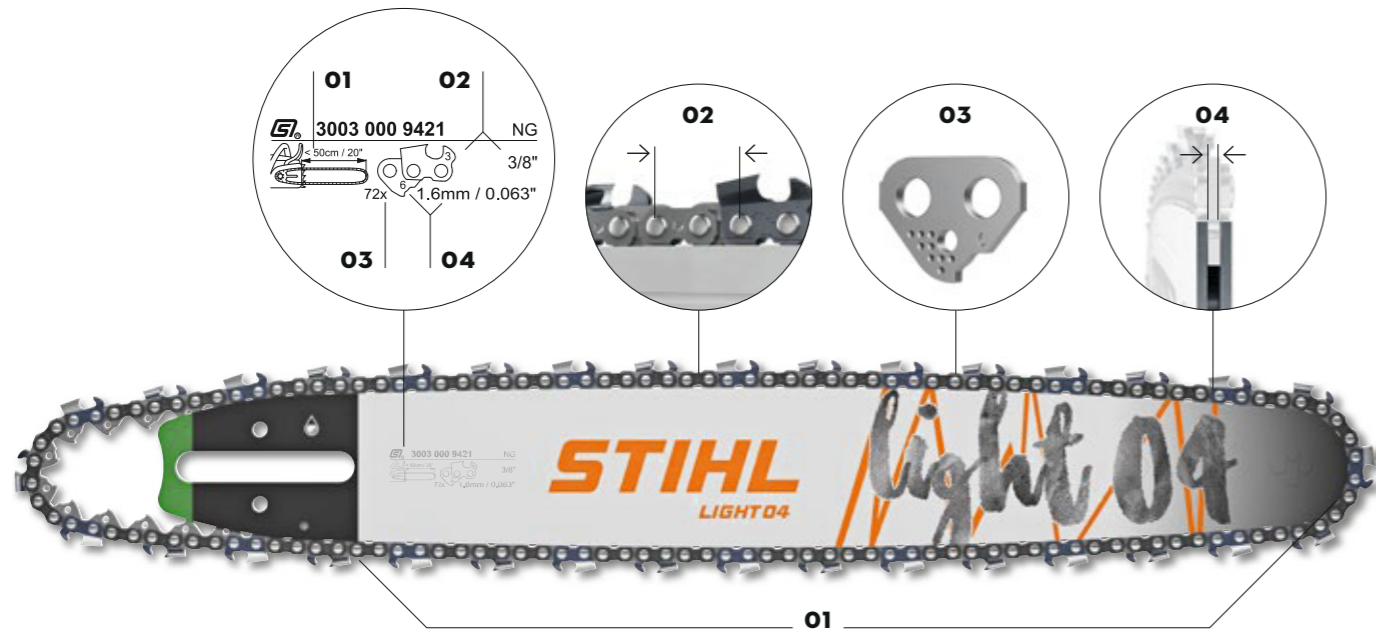
MAXIMUM CUTTING PERFORMANCE. MADE BY STIHL.

Felling, delimiting, thinning out, processing; whatever you plan to use your chainsaw or pole pruner for, you'll be well equipped for any task with the wide range of STIHL saw chains and guide bars.

- ✓ **+10% CUTTING PERFORMANCE**
Due to the narrower kerf, Rapid Hexa saw chain gives a 10% improvement in cutting performance compared with Rapid Super saw chain - for maximum output during felling work.
- ✓ **QUICKER AND EASIER SHARPENING**
The optimum fit of the Hexa cutting tooth and Hexa file also makes sharpening much quicker and easier than with a round file. The ideal sharpening angles are achieved every time the chain is sharpened.
- ✓ **SHARP FOR LONGER**
The hexagonal file sits perfectly in the profile of the cutting tooth, meaning it's easier to achieve a high quality finish that stays sharper for longer.
- ✓ **LONGER SERVICE LIFE**
As Rapid Hexa saw chain needs sharpening less often, its service life is longer as a result.





CUTTING ATTACHMENTS IN DETAIL





FINDING THE RIGHT SAW CHAIN FOR YOU

To find the right saw chain for your intended purpose, and to ensure that the chainsaw, bar and chain fit together, you need some information. The service field on the bar will provide you with the following four values:

01  **BAR LENGTH**
Choose the right bar length depending on your intended use.

02  **CHAIN PITCH**
The chain pitch specifies the determined distance between the rivets. The pitches of the chain, bar and chainsaw must be coordinated with one another.

03  **NUMBER OF DRIVE LINKS**
The number of drive links determines the length of the chain. Only the drive links are counted here, the blade teeth are not included.

04  **GROOVE WIDTH/DRIVE LINK THICKNESS**
The chain is guided around the bar by means of the drive links. The groove width of the guide bar must match the drive link thickness.

Select the right chain type for your intended use. The chain type is determined by the shape of the blade tooth. The following chain types are available:



Detailed information is available from page 101.

You can use the available information to determine the 11-digit order number for your preferred saw chain:

A 4-DIGIT PART ORDER NUMBER
Depending on the chain type, chain pitch and groove width/drive link thickness. These can be found from page 110.

B + 000


C + 00 + required number of drive links
The number of drive links required depends on the bar length and can be found on the bar or on page 110. The number of drive links determines the length of the chain. If the number of drive links goes into triple digits, the second zero should not be used. This results in an 11-digit order number.

3670 000 0056

A | B | C

SAW CHAINS

- Swiss precision from our STIHL factory in Wil, Switzerland
- Outstanding cutting performance and operational reliability
- Galvanised teeth made from special steel and hardened rivets
- Perfectly matched to the guide bar and chainsaw

 For up to date pricing, please download the STIHL app or visit www.stihl.co.uk



Micro saw chains are reliable and comfortable to use. The half-chiselled tooth chain offers a high-quality cut with minimum vibration, and can be easily sharpened. This means it is a good choice for occasional users and agricultural applications.

PICCO MICRO MINI 3 (PMM3) SAW CHAIN



Excellent value, low-vibration saw chain. Robust, resilient, low kickback, high cutting performance thanks to its very narrow kerf. Features on chainsaws such as MS 170, MS 171 and MSE 141.

	1/4" P	1/4"	3/8" P▲	3/8" P	.325"	3/8"	.404"
1.1 mm (0.43")	-	-	3610	-	-	-	-

PICCO MICRO 3 (PM3) SAW CHAIN



A STIHL exclusive: 3/8" Picco Micro 3 (PM3) saw chain, specially designed for light and compact chainsaws. Low kickback, low vibration, high cutting quality, highly convenient to use. 1/4" variant in a very flat and narrow design, small chain pitch, ideal for pole pruners and saws with low output, drive link thickness 1.1 and 1.3 mm. The 1.1 mm thickness is used on machines such as GTA 26, some domestic cordless chainsaws and our lighter arborist chainsaws. 1.3 mm thickness chains are fitted to models such as MS 180, MS 181, MS 211 and MS 231.

	1/4" P	1/4"	3/8" P▲	3/8" P	.325"	3/8"	.404"
1.1 mm (0.43")	3670	-	-	-	-	-	-
1.3 mm (0.50")	-	-	-	3636	-	-	-

RAPID MICRO SPECIAL (RMS) CARVING CHAIN



Ideal for wood carvers and arborists. Low vibration, very good cutting performance, shortened cutter top plate means it is not necessary to apply pressure when piercing, capable of a noticeably better plunge cutting speed compared to conventional 1/4" saw chains.

	1/4" P	1/4"	3/8" P▲	3/8" P	.325"	3/8"	.404"
1.3 mm (0.50")	-	3661	-	-	-	-	-

3/8" P▲ PMM3: Picco Micro Mini 3 (narrow cutting attachment)

RAPID MICRO (RM) SAW CHAIN



Comfort saw chain. Low vibration, smooth cutting characteristics, low chatter, efficient cutting performance. With 1.6 mm drive thickness, RM saw chain is fitted to saws such as MS 251 and MS 291 in .325" version, whilst MS 391 uses 3/8" version.

	1/4" P	1/4"	3/8" P▲	3/8" P	.325"	3/8"	.404"
1.3 mm (0.50")	-	3660	-	-	3684	3650 ^①	-
1.5 mm (0.58") ^②	-	-	-	-	3685 ^③	3651 ^③	-
1.6 mm (0.63")	-	-	-	-	3686	3652	3668

RAPID MICRO 3 (RM3) SAW CHAIN



A low kickback version of the RM saw chain with humped drive links. A comfort saw chain with low vibration, soft-cutting characteristics, low chatter and efficient cutting performance. The MS 271 uses the 3695 RM3 PRO saw chain.

	1/4" P	1/4"	3/8" P▲	3/8" P	.325"	3/8"	.404"
1.3 mm (0.50")	-	-	-	-	3687	3695 ^③	-
1.6 mm (0.63")	-	-	-	-	3689	3664	-

SUPER

Super saw chains feature the highest cutting performance of all STIHL saw chains. This is achieved through the full-chisel tooth and low cutting resistance, making Super saw chains ideal for professional forestry and harvesting wood.

PICCO SUPER (PS) SAW CHAIN



Apart from the 3/8" PS3 chain, it's the only Picco full chisel tooth chain on the market. Ideal for professional forestry. Excellent biting characteristics, low vibration, very quiet operation, high piercing and cutting performance, very clean cutting surface.

	1/4" P	1/4"	3/8" P▲	3/8" P	.325"	3/8"	.404"
1.3 mm (0.50")	-	-	-	3617	-	-	-

PICCO SUPER 3 (PS3) SAW CHAIN



The world's first ever 3/8" low-profile full chisel tooth chain. Low feed forces make this the ideal saw chain for arborists. Excellent biting characteristics, low kickback, low vibration, very quiet operation, high cutting performance, very clean cutting surface. Fitted to the MS 201 C-M, MS 201 TC-M and MSA 220.

	1/4" P	1/4"	3/8" P▲	3/8" P	.325"	3/8"	.404"
1.3 mm (0.50")	-	-	-	3616	-	-	-

RAPID SUPER (RS) SAW CHAIN



High performance saw chain for professional applications. Low vibration levels, smooth cutting behaviour, low chatter and extremely high cutting and boring performance. In 1.6mm .325" version this is fitted to MS 241 and some older versions of MS 262 C-M (13" and 15"). In 3/8" version this is fitted on MS 362 C-M to MS 661 C-M. In .404" version this is fitted to MS 881.

	1/4" P	1/4"	3/8" P▲	3/8" P	.325"	3/8"	.404"
1.3 mm (0.50")	-	-	-	-	3637 ^①	3623 ^②	-
1.5 mm (0.58") ^②	-	-	-	-	3638 ^③	3622 ^③	-
1.6 mm (0.63")	-	-	-	-	3639 ^③	3621 ^③	3946 ^③

RAPID SUPER 3 (RS3) SAW CHAIN



Low kickback version of RS saw chain with humped drive links. High-performance saw chain with high piercing and cutting performance.

	1/4" P	1/4"	3/8" P▲	3/8" P	.325"	3/8"	.404"
1.3 mm (0.50")	-	-	-	-	-	3624	-
1.6 mm (0.63")	-	-	-	-	-	3626	-

NEW RAPID HEXA

HEXA SAW CHAIN



Hexa saw chains feature a new patented tooth design, that leads to 10% better cutting performance compared to RS chain. Easy to sharpen and stays sharper for longer due to the intuitive hexagonal file and improved tooth geometry. Ideal saw chain for professional forestry and harvesting wood.

	1/4" P	1/4"	3/8" P▲	3/8" P	.325"	3/8"	.404"
1.6 mm (0.63")	-	-	-	-	-	3132	-

RAPID SUPER PRO (RS PRO) SAW CHAIN



The new high-performance saw chain in the .325" chain pitch and 1.3 mm drive link thickness is suitable for felling, delimiting, sawing firewood, and maintaining young stands. Its narrower saw kerf enables the .325" Pro to achieve up to 20% better cutting performance in comparison with the previous .325" saw chains in this drive link thickness. Fitted to MS 261 C-M 14", 16", 18" with Light O4 bar.


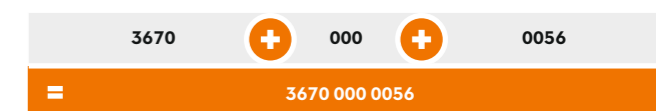
	1/4" P	1/4"	3/8" P▲	3/8" P	.325"	3/8"	.404"
1.3 mm (0.50")	-	-	-	-	3690	-	-



COMPOSITION OF THE 11-DIGIT ORDER NUMBER FOR SAW CHAINS



Example:



3/8" P▲PMM3: Picco Micro Mini 3 (narrow cutting attachment)

① Chains for saws from other manufacturers
② Reel
③ RM3 PRO

① MS 241 and MS 261 C-M (13 & 15")
② MS 362 C-M to 661 C-M
③ MS 881



DURO

Duro saw chains are extremely robust and low-wear. Their carbide plating means that the chains stay sharp for up to ten times longer than traditional chains, and means that a Duro chain is great for cutting dirty wood. The chainsaw that is already equipped with Duro saw chains can be found on page 80.

PICCO DURO 3 (PD3) SAW CHAIN



Carbide-tipped low-profile saw chain. It stays sharp for up to ten times longer than conventional saw chains without resharping. Extremely robust and durable, low kickback and vibration levels. Fitted to MS 211 C-BE PD3 variant.

	1/4" P	1/4"	3/8" P▲	3/8" P	.325"	3/8"	.404"
1.3 mm (0.50")	-	-	-	3612	-	-	-

RAPID DURO 3 (RD3) SAW CHAIN



Perfect for gardening and landscaping. Low kickback and vibration levels. Stays sharp up to ten times longer than a standard saw chain without resharping. Offers excellent cutting performance, even when working under extreme conditions.

	1/4" P	1/4"	3/8" P▲	3/8" P	.325"	3/8"	.404"
1.5 mm (0.58")	-	-	-	-	-	3682	-
1.6 mm (0.63")	-	-	-	-	3667	3683	-

RAPID DURO R (RDR) SAW CHAIN



Special saw chain for the toughest jobs, suitable for use by fire services, emergency services and technical assistance teams (e.g. wood with nails, composite material and bullet-proof glass). Cutting teeth with all-over plating made from impact-resistant carbide plates. Fitted to MS 462 R version.

	1/4" P	1/4"	3/8" P▲	3/8" P	.325"	3/8"	.404"
1.6 mm (0.63")	-	-	-	-	-	3944	-

Cutting firewood/grounds maintenance
Agriculture/the construction industry and horticulture
Forestry
Tree maintenance
Carving
Emergency services
Cordless chainsaws
Electric chainsaws
Pole pruners
Chain pitch (inches)

STIHL OILOMATIC SAW CHAINS

	++	-	-	++	○	-	+	++	+	Available in
PICCO MICRO MINI 3 (PMM3)	++	-	-	++	○	-	+	++	+	Available in 3/8" P▲
PICCO MICRO 3 (PM3)	++	-	-	++	○	-	++	++	++	Available in 1/4" P & 3/8" P
PICCO SUPER (PS)	○	○	++	-	-	-	-	-	-	Available in 3/8" P
PICCO SUPER 3 (PS3)	○	○	++	++	-	-	-	○	-	Available in 3/8" P
RAPID MICRO SPECIAL (RMS)	-	+	-	+	++	-	-	+	-	Available in 1/4"
RAPID MICRO (RM)	-	++	++	-	-	-	-	-	-	Available in 1/4", .325", 3/8" & .404"
RAPID MICRO 3 (RM3)	○	++	++	-	-	-	-	-	-	Available in .325" & 3/8"
RAPID MICRO 3 PRO (RM3 PRO)	○	++	++	-	-	-	-	-	-	Available in .325"
RAPID SUPER (RS)	○	+	++	-	-	-	-	-	-	Available in .325", 3/8" & .404"
RAPID SUPER PRO (RS PRO)	○	+	++	-	-	-	-	-	-	Available in .325"
RAPID SUPER 3 (RS3)	-	++	++	-	-	-	-	++	-	Available in 3/8"
RAPID HEXA (RH)	-	-	++	-	-	-	-	-	-	Available in 3/8"
PICCO DURO 3 (PD3)	++	++	○	+	-	-	-	++	-	Available in 3/8" P
RAPID DURO 3 (RD3)	++	++	○	++	-	-	-	++	-	Available in .325" & 3/8"
RAPID DURO R (RDR)	-	-	-	-	-	++	-	-	-	Available in 3/8"

○ Suitable + Recommended
- Less suitable ++ Highly recommended



NEW HEXA UPGRADE KITS

FOR EASILY RETROFITTING YOUR STIHL CHAINSAW TO THE NEW HEXA CUTTING SYSTEM

- Each kit contains:**
 2 × Hexa saw chain
 1 × Hexa file (5.2 × 200 mm)
 1 × wooden handle for the Hexa file




Order number	Use for	Bar length [⊙] (cm / inches)	Saw chain pitch	Drive link thickness (mm)	2 × saw chain	
HEXA UPGRADE KITS						
UPGRADE KIT 2	3132 007 4700	MS 362, MS 400, MS 462, MS 500i	40 / 16	3/8"	1.6	3132 000 0060
UPGRADE KIT 3	3132 007 4701	MS 362, MS 400, MS 462, MS 500i	45 / 18	3/8"	1.6	3132 000 0066
UPGRADE KIT 4	3132 007 4702	MS 362, MS 400, MS 462, MS 500i, MS 661	50 / 20	3/8"	1.6	3132 000 0072
UPGRADE KIT 5	3132 007 4703	MS 362, MS 400, MS 462, MS 500i, MS 661	63 / 25	3/8"	1.6	3132 000 0084

NEW HEXA SAW CHAINS


CHAINSAWS AND PRUNERS	SAW CHAINS	GUIDE BARS	Bar length [⊙] (cm / inches)	Chain pitch (inches)	Drive link thickness / groove width (mm)	Rapid Hexa (RH) Order number	Rollomatic E Order number	Rollomatic ES Order number	Rollomatic ES light for MS 661 Order number	No. of nose sprocket teeth
MS 362, MS 400, MS 462, MS 500i	40 / 16	3/8"	1.6	3132 000 0060	3003 000 5213	-	-	-	11	
	45 / 18	3/8"	1.6	3132 000 0066	3003 000 5217	-	-	-	11	
MS 362, MS 400, MS 462, MS 500i, MS 661	50 / 20	3/8"	1.6	3132 000 0072	3003 000 5221	3003 000 9421	3003 000 2021	-	11	
	63 / 25	3/8"	1.6	3132 000 0084	3003 000 5231	3003 000 9431	3003 000 2031	-	11	
MS 500i, MS 661	71 / 28	3/8"	1.6	3132 000 0091	-	-	3003 000 2038	-	11	
	75 / 30	3/8"	1.6	3132 000 0098	-	3003 000 6041	-	-	13	
MS 661	90 / 36	3/8"	1.6	3132 000 0114	-	3003 000 6053	-	-	13	

⊙ Depending on the type of chainsaw, the stated bar length may not equal the actual bar length



SPECIAL SAW CHAIN APPLICATIONS

You'll always find the right saw chain for your application at STIHL. We offer saw chains that are tailored to specific applications for special areas of use. The guide bars to match are also available from STIHL.



CARVING



Pitch (inches)

Carving, 30 cm / 12"

Special saw chain for wood carvers. Minimum vibration, very good cutting performance, shortened cutter top plate means it is not necessary to apply pressure when plunging, capable of a noticeably better piercing speed compared to conventional 1/4" saw chains.

		SAW CHAIN	GUIDE BAR
MS 151, MSA 120, MSA 140, MSA 160, MSA 200	1/4" P	3670 000 0064	3005 000 3105
MS 170, MS 171, MS 180, MS 181, MS 193, MS 194, MS 201, MS 211, MS 231, MS 241, MS 251	1/4"	3661 000 0064	3005 000 3205



EMERGENCY SERVICES (RDR)

Special saw chain for the toughest jobs, suitable for use by fire services, emergency services and technical assistance teams (e.g. for wood with nails, composite material and bulletproof glass). Blade teeth with all-over plating made from impact-resistant carbide plates.



Pitch (inches)

Rollomatic ES, 50 cm / 20"

		SAW CHAIN	GUIDE BAR
MS 462 C-M R	3/8"	3944 000 0072	3003 002 9421



NEW - AVAILABLE FROM SPRING 2022 ALWAYS READY FOR USE WITH THE STIHL CUT KITS

The new STIHL Cut Kits are model specific sets (see table below), each consisting of two saw chains and one guide bar in a conveniently labelled box. STIHL saw chains and guide bars are synonymous with quality, precision and versatility in a wide range of applications - but like any cutting tool, they are wearing parts and even the best saw chain becomes blunt over time. Guide bars are also prone to wear as guide rails become worn. Be fully ready for work at all times by having a spare guide bar and chains to hand, then sharpen and maintain your cutting attachments at a convenient time for you. This can be done via your local STIHL dealer, or with our wide range of sharpening accessories listed from page 114.



Order number	Use for	Bar length (cm / inches)	Saw chain pitch	Drive link thickness (mm)	STIHL Oilomatic saw chain type [Ⓞ]	2 x saw chain	1 x guide bar
CUT KIT 1	GTA 26	10 / 4	1/4" P	1.1	PM3	3670 000 0028	3007 003 0101
CUT KIT 2	MS 170, MS 171	30 / 12	3/8" P	1.1	PMM3 [Ⓢ]	3610 000 0044	3005 000 3905
CUT KIT 4	MS 180, MS 181, MS 211, MS 231	35 / 14	3/8" P	1.3	PM3	3636 000 0050	3005 000 4809
CUT KIT 5	MS 181, MS 211, MS 231	40 / 16	3/8" P	1.3	PM3	3636 000 0055	3005 000 4813
CUT KIT 6	MSA 120, MSA 140, MSA 160, MS 151, HTA 66, HTA 86, HT 103, HT 133	30 / 12	1/4" P	1.1	PM3	3670 000 0064	3005 008 3405
CUT KIT 7	MSA 200	35 / 14	1/4" P	1.1	PM3	3670 000 0072	3005 008 3409
CUT KIT 8	MSA 220, MS 201	35 / 14	3/8" P	1.1	PS3	3616 000 0050	3005 000 4809
CUT KIT 10	MS 261, MSA 300	40 / 16	.325"	1.3	RS Pro	3690 000 0067	3003 000 3313

£ For up to date pricing, please download the STIHL app or visit www.stihl.co.uk

Ⓞ These chains may require a new sprocket - check with your STIHL Approved dealer for more information

Ⓢ Narrow cutting attachment

Ⓣ A detailed explanation of the STIHL saw chain types can be found from page 101

GUIDE BARS

- Suitable for a range of jobs from harvesting wood and carving, through to cutting firewood
- Constructed from high quality, highly resistant chrome molybdenum steel
- Optimal transfer of engine power to cutting performance
- Rollomatic E guide bars with maintenance-free sprocket nose
- Duromatic E solid bars for demanding tasks involving hard wood

For up to date pricing, please download the STIHL app or visit www.stihl.co.uk



LIGHTWEIGHT GUIDE BARS

STIHL consistently focuses on lightweight design, even when it comes to the guide bars. You can choose between the E-Light and ES-Light bars. We offer the right solution, both for small, lightweight saws and for powerful felling saws. For technical details relating to the guide bars, see from page 436.

STIHL ROLLOMATIC E MINI LIGHT



For easier work with pole pruners or when cutting thin wood. Weight advantage of up to 25% (at a length of 35 cm / 14").

STIHL ROLLOMATIC E LIGHT



Made of three steel plates which have been extensively hollowed out and electrically welded together. The hollow areas are filled with glass fibre-reinforced polyamide. A weight reduction of up to 30% (at a length of 40 cm / 16") compared to conventional bars. Maintenance-free sealed bearings in the sprocket nose.

STIHL ROLLOMATIC ES LIGHT



Stable hollow body with a rigid outer and substructure, made of special wear-resistant steel which has been hollowed out and laser welded together. Angled STIHL Ematic oil hole. 30% lighter than the Rollomatic ES bars, bar nose fully replaceable. Maintenance-free sealed bearings in the sprocket nose.

STIHL LIGHT O4



For professionals in forestry and agriculture as well as in gardening and landscaping. The Light O4 features a special construction that means you benefit from improved balance and less fatigue when sawing. This guide bar's slim contour means it weighs up to 200 g less than existing guide bars. The result is easier manoeuvrability during cutting, and agile chainsaw work. Suitable for felling, limbing and tree maintenance work.

STIHL ROLLOMATIC E MINI



Narrow guide bar. For the small-link 3/8" Picco Micro Mini 3 saw chain or the 1/4" Picco Micro 3. Considerable weight savings coupled with improved cutting performance.

STIHL ROLLOMATIC E



Body made of three electrically welded metal plates; the middle plate is extensively hollowed out. Low weight, high stability, available with small and large bar nose. Maintenance free sealed bearings in the sprocket nose.

STIHL ROLLOMATIC ES



For the highest professional demands on high-performance machines. Solid and rigid bar body, bar nose fully replaceable, elliptically shaped, angled oil holes for optimum lubrication. Maintenance-free sealed bearings in the sprocket nose.

STIHL LIGHT P04



For arborists and tree maintenance. The Light P04 guide bar is a new version of the Rollomatic E Light with a new side graphic and a recessed side plate filled with glass fibre-reinforced polyamide.

For up to date pricing, please download the STIHL app or visit www.stihl.co.uk

STIHL DUROMATIC E



Solid bar for chainsaws in the mid to high performance categories. Exceptionally hard-wearing, bar nose is protected by carbide alloy plating, elliptically shaped, angled oil holes for optimum lubrication.

STIHL CARVING E



Three-part carving bar with solid stellite tip. For wood carvers and arborists cutting wood, features a very small radius on the bar nose. Extremely low kickback, light and durable. Marks embossed into the guide bar allow the exact depth of the bar nose to be determined while cutting.



PROFESSIONAL TIP

Sealed bearings in the sprocket nose have lifetime lubrication for longer durability and less maintenance, meaning you save time and money.



	Bar length [Ⓢ] (cm / inches)	Chain pitch (inches)	Drive link thickness / groove width (mm)	Picco Micro Mini 3 (PMM3) Order number	Picco Micro 3 (PM3) Order number	Picco Super 3 (PS3) Order number	Rapid Micro (RM) Order number	Rapid Super (RS) for MS 261 (13" & 15") Rapid Super PRO (RS PRO) for MS 261 (14", 16" & 18") Order number	Picco Duro 3 (PD3) Order number	Light (GTA 26) Rollomatic E Mini Order number	Rollomatic E Order number	Rollomatic ES Order number	No. of nose sprocket teeth	Rollomatic ES light for MS 661 Duromatic E for MS 881 Light O4 for MS 261/MS 271 Order number
CHAINSAWS AND PRUNERS														
CUTTING ATTACHMENTS FOR CUTTING FIREWOOD AND PROPERTY MAINTENANCE														
GTA 26	10 / 4	1/4 P	1.1		3670 000 0028	-	-	-	-	3007 003 0101	-	-	-	-
MS 170, MS 171	30 / 12	3/8 P▲	1.1	3610 000 0044	-	-	-	-	-	3005 000 3905	-	-	7	-
MS 171	35 / 14	3/8 P▲	1.1	3610 000 0050	-	-	-	-	-	3005 000 3909	-	-	7	-
MS 181	30 / 12	3/8 P	1.3	-	3636 000 0044	-	-	-	-	-	3005 000 4805	-	9	-
MS 180, MS 181, MS 211, MS 231[Ⓢ]	35 / 14	3/8 P	1.3	-	3636 000 0050	-	-	-	3612 000 0050	-	3005 000 4809	-	9	-
	40 / 16	3/8 P	1.3	-	3636 000 0055	-	-	-	3612 000 0055	-	3005 000 4813	-	9	-
MS 251[Ⓢ]	35 / 14	.325	1.6	-	-	-	3686 000 0056	-	-	-	3005 000 4709	-	11	-
	40 / 16	.325	1.6	-	-	-	3686 000 0062	-	-	-	3005 000 4713	-	11	-
	45 / 18	.325	1.6	-	-	-	3686 000 0068	-	-	-	3005 008 4717	-	11	-
CUTTING ATTACHMENTS FOR AGRICULTURE AND HORTICULTURE														
MS 271	35 / 14	.325	1.3	-	-	-	3695 000 0060 [Ⓢ]	-	-	-	-	-	11	3003 000 3309 [Ⓢ]
	40 / 16	.325	1.3	-	-	-	3695 000 0067 [Ⓢ]	-	-	-	-	-	11	3003 000 3313 [Ⓢ]
	45 / 18	.325	1.3	-	-	-	3695 000 0074 [Ⓢ]	-	-	-	-	-	11	3003 008 3317 [Ⓢ]
MS 291	40 / 16	.325	1.6	-	-	-	3686 000 0067	-	-	-	3003 008 6813	-	11	-
	45 / 18	.325	1.6	-	-	-	3686 000 0074	-	-	-	3003 008 6817	-	11	-
MS 391	40 / 16	3/8	1.6	-	-	-	3652 000 0060	-	-	-	3003 000 7713	-	10	-
	45 / 18	3/8	1.6	-	-	-	3652 000 0066	-	-	-	3003 008 7717	-	10	-
	50 / 20	3/8	1.6	-	-	-	3652 000 0072	-	-	-	3003 008 7721	-	10	-
CUTTING ATTACHMENTS FOR FORESTRY WORK														
MS 151	25 / 10	1/4 P	1.1	-	3670 000 0056	-	-	-	-	3005 008 3403	-	-	8	-
	30 / 12	1/4 P	1.1	-	3670 000 0064	-	-	-	-	3005 008 3405	-	-	8	-
MS 201	30 / 12	3/8 P	1.3	-	-	3616 000 0044	-	-	-	-	3005 000 4805	-	9	-
	35 / 14	3/8 P	1.3	-	-	3616 000 0050	-	-	-	-	3005 000 4809	-	9	-
MS 241	35 / 14	.325	1.6	-	-	-	-	3639 000 0056	-	-	3005 000 4709	-	11	-
	40 / 16	.325	1.6	-	-	-	-	3639 000 0062	-	-	3005 000 4713	-	11	-
	45 / 18	.325	1.6	-	-	-	-	3639 000 0068	-	-	3005 008 4717	-	11	-
MS 261	32 / 13	.325	1.6	-	-	-	-	3639 000 0056 [Ⓢ]	-	-	3003 000 5306	-	11	-
	37 / 15	.325	1.6	-	-	-	-	3639 000 0062 [Ⓢ]	-	-	3003 008 6811	-	11	-
	35 / 14	.325	1.3	-	-	-	-	3690 000 0060 [Ⓢ]	-	-	-	-	11	3003 000 3309 [Ⓢ]
	40 / 16	.325	1.3	-	-	-	-	3690 000 0067 [Ⓢ]	-	-	-	-	11	3003 000 3313 [Ⓢ]
	45 / 18	.325	1.3	-	-	-	-	3690 000 0074 [Ⓢ]	-	-	-	-	11	3003 008 3317 [Ⓢ]
MS 362, MS 400	40 / 16	3/8	1.6	-	-	-	-	3621 000 0060	-	-	3003 000 5213	-	11	-
	45 / 18	3/8	1.6	-	-	-	-	3621 000 0066	-	-	3003 000 5217	-	11	-
	50 / 20	3/8	1.6	-	-	-	-	3621 000 0072	-	-	3003 000 5221	3003 000 9421	11	-
MS 462, MS 500i	45 / 18	3/8	1.6	-	-	-	-	3621 000 0066	-	-	3003 000 5217	-	11	-
MS 462 MS 500i, MS 661	50 / 20	3/8	1.6	-	-	-	-	3621 000 0072	-	-	3003 000 5221	3003 000 9421	11	3003 000 2021 [Ⓢ]
	63 / 25	3/8	1.6	-	-	-	-	3621 000 0084	-	-	3003 000 5231	3003 000 9431	11	3003 000 2031 [Ⓢ]
MS 500i, MS 661	71 / 28	3/8	1.6	-	-	-	-	3621 000 0091	-	-	-	-	11	3003 000 2038
	75 / 30	3/8	1.6	-	-	-	-	3621 000 0098	-	-	-	3003 000 6041	13	-
MS 661	90 / 36	3/8	1.6	-	-	-	-	3621 000 0114	-	-	-	3003 000 6053	13	-
	75 / 30	.404	1.6	-	-	-	-	3946 000 0091 [Ⓢ]	-	-	-	3002 000 9741	12	-
MS 881	90 / 36	.404	1.6	-	-	-	-	3946 000 0108 [Ⓢ]	-	-	-	3002 000 9753	12	-
	105 / 41	.404	1.6	-	-	-	-	3946 000 0123 [Ⓢ]	-	-	-	-	-	3002 000 8058
	120 / 48	.404	1.6	-	-	-	-	3946 000 0138 [Ⓢ]	-	-	-	-	-	3002 000 8064 [Ⓢ]

For up to date pricing, please download the STIHL app or visit www.stihl.co.uk

3/8" P▲ PMM3: Picco Micro Mini 3 (narrow cutting attachment)

Ⓢ Depending on the type of chainsaw, the stated bar length may not equal the actual bar length

Ⓢ An extra drive link must be used on MS 231 and MS 251 (35 cm and 40 cm bar length) models with Quick Chain Tensioning and seven-tooth sprocket

Ⓢ Applies to seven-tooth sprocket; extra drive link for eight-tooth sprockets

Ⓢ Rollomatic ES light

Ⓢ Duromatic E (MS 881)


Ⓢ Rapid Super (RS) for MS 261 (13" & 15") older version

Ⓢ Rapid Super Pro (RS Pro) for MS 261 (14", 16" & 18")

Ⓢ Light O4 chainsaw bar (MS 261 / MS 271)

Ⓢ Rapid Micro Pro (RM3) for MS 271 (14", 16", 18")

* Exterior design of guide bars are subject to change throughout 2022



	Bar length [Ⓞ] (cm/inches)	Chain pitch (inches)	Drive link thickness/groove width (mm)	Picco Micro Mini 3 (PMM3) Order number	Picco Micro 3 (PM3) Order number	Picco Super 3 (PS3) Order number	Rapid Micro Special (RMS) Order number	Rapid Duro R (RDR) Order number	Carving Order number	Rollomatic E Mini / Light O1 Order number	Rollomatic E Order number	Rollomatic ES Order number	Light PO4 Order number	No. of nose sprocket teeth
CHAINSAWS														
SAW CHAINS														
CUTTING ATTACHMENTS FOR TREE MAINTENANCE														
MS 151 T	25 / 10	¼ P	1.1	-	3670 000 0056	-	-	-	-	3005 008 3403	-	-	-	8
MSA 161 T	25 / 10	¼ P	1.1	-	3670 000 0057	-	-	-	-	3005 008 3403	-	-	-	8
	30 / 12	¼ P	1.1	-	3670 000 0065	-	-	-	-	3005 008 3405	-	-	-	8
MS 194 T	30 / 12	¼ P	1.1	-	3670 000 0064	-	-	-	-	3005 008 3405	-	-	-	8
	35 / 14	¼ P	1.1	-	3670 000 0072	-	-	-	-	3005 008 3409	-	-	-	7
MS 201 T	30 / 12	¾ P	1.3	-	-	3616 000 0044	-	-	-	-	3005 000 4805	-	-	9
	35 / 14	¾ P	1.3	-	-	3616 000 0050	-	-	-	-	3005 000 4809	-	-	9
MS 201 T (CARVING OPTION)	30 / 12	¼	1.3	-	-	-	3661 000 0064	-	3005 000 3205	-	-	-	-	-
MSA 220 T	35 / 14	¾ P	1.3	-	-	3616 000 0050	-	-	-	-	3005 000 4809	-	-	-
MSA 220 TC-O	35 / 14	¾ P	1.3	-	-	3616 000 0050	-	-	-	-	-	-	3005 000 7409	-
CUTTING ATTACHMENTS FOR CARVING														
MS 151, MSA 160, MSA 200	30 / 12	¼ P	1.1	-	3670 000 0064	-	-	-	3005 000 3105	-	-	-	-	-
MS 170, MS 171, MS 181, MS 201 MS 211, MSE 170	30 / 12	¼	1.3	-	-	-	3661 000 0064	-	3005 000 3205	-	-	-	-	-
CUTTING ATTACHMENTS FOR EMERGENCY SERVICES														
MS 462 R	50 / 20	¾	1.6	-	-	-	-	3944 000 0072	-	-	-	3003 002 9421	-	11
CUTTING ATTACHMENTS FOR ELECTRIC CHAINSAWS														
MSE 141	30 / 12	¾ P▲	1.1	3610 000 0044	-	-	-	-	-	3005 000 3905	-	-	-	7
CUTTING ATTACHMENTS FOR CORDLESS CHAINSAWS														
MSA 120, MSA 140, MSA 160	30 / 12	¼ P	1.1	-	3670 000 0064	-	-	-	-	3005 008 3405	-	-	-	8
MSA 200	35 / 14	¼ P	1.1	-	3670 000 0072	-	-	-	-	3005 008 3409	-	-	-	8
MSA 220	35 / 14	¾ P	1.3	-	-	3616 000 0050	-	-	-	-	3005 000 4809	-	-	-
CUTTING ATTACHMENTS FOR POLE PRUNERS														
HTA 50	25 / 10	¼ P	1.1	-	3670 000 0056	-	-	-	-	3005 000 7605	-	-	-	8
HTA 66, HTA 86, HT 103, HT 105, HT 133, HT 135	30 / 12	¼ P	1.1	-	3670 000 0064	-	-	-	-	3005 008 3405	-	-	-	8
HTA 135	30 / 12	¾ P▲	1.1	3610 000 0044	-	-	-	-	-	3005 000 3905	-	-	-	7

	Chain	Pitch	Drive link thickness (inch)	Order number
CHAIN REELS (100 FT REELS)				
PICCO MICRO	PMM3	¾ P	.043	3610 000 1640
	PM3	¾ P	.050	3636 000 1640
RAPID MICRO	RMS	¼"	.050	3661 000 2400
		¼"	.050	3660 000 2400
		.404"	.063	3668 000 1480
	RM	.325"	.050	3684 000 1840
		.325"	.058	3685 000 1840
	.325"	.063	3686 000 1840	

	Chain	Pitch	Drive link thickness (inch)	Order number
CHAIN REELS (100 FT REELS)				
RAPID MICRO		¾	.050	3650 000 1640
	RM	¾	.058	3651 000 1640
		¾	.063	3652 000 1640
RAPID SUPER	RM3	.325"	.050	3687 000 1840
		.325"	.063	3689 000 1840
		.404"	.063	3946 000 1480
	RS	.325"	.050	3637 000 1840

	Chain	Pitch	Drive link thickness (inch)	Order number
CHAIN REELS (100 FT REELS)				
RAPID SUPER		.325"	.058	3638 000 1840
		.325"	.063	3639 000 1840
	RS	¾	.050	3623 000 1640
		¾	.058	3622 000 1640
		¾	.063	3621 000 1640
RAPID HEXA	RS3	¾	.063	3626 000 1640
	RH	¾	.063	3132 000 1640

	Chain	Pitch	Drive link thickness (inch)	Order number
CHAIN REELS (50 FT REELS)				
PICCO MICRO	PM3	¼ P	.043	3670 000 1200
	PS	¾ P	.050	3617 000 0820
PICCO SUPER	PS3	¾ P	.050	3616 000 0820
PICCO MICRO MINI	PMM3	¾	.043	3610 000 0820
RAPID SUPER	RS	¾	.058	3622 000 0820
	PM3	¾	.050	3636 000 0410
	RS	.325"	.058	3638 000 0920
	RS	.325"	.063	3639 000 0920

TOOLS FOR MAINTAINING CUTTING ATTACHMENTS

- Special tools for maintenance and upkeep
- For professional chain sharpening with precise results
- STIHL wooden file handles made of certified wood

For up to date pricing, please download the STIHL app or visit www.stihl.co.uk



FILING KITS

Includes file holder with round file, flat file and file gauge in a sturdy case.



1/4" P Order number 5605 007 1000	.325" Order number 5605 007 1028
1/4" and 3/8" P Order number 5605 007 1027	3/8" Order number 5605 007 1029
NEW 3/8" Hexa ① Order number 5607 007 1000	.404" Order number 5605 007 1030

2-IN-1 EASYFILE




Practical and time-saving tool for quickly sharpening the teeth and depth gauge in a single step. Ideal for all users. For 1/4" P, 3/8" P, .325", 3/8" and .404" saw chains, integrated file tolerance compensation (only from STIHL).

1/4" P Ø 3.2 mm Order number 5605 750 4306	3/8" Ø 5.2 mm (cannot be used with 3/8" Hexa) Order number 5605 750 4305
1/4" and 3/8" P Ø 4.0 mm Order number 5605 750 4303	.404" Ø 5.5 mm Order number 0000 750 4300
.325" Ø 4.8 mm Order number 5605 750 4304	

REPLACEMENT ROUND FILE

Only for the 2-in-1 file holder for sharpening the saw chain, not to be used for filing by hand, 200 mm long.

1/4" P Ø 3.2 mm Order number 0000 893 6401	.325" Ø 4.8 mm Order number 5605 772 4802
1/4" and 3/8" P Ø 4.0 mm Order number 5605 772 4002	.404" Ø 5.2 mm Order number 5605 772 5202



REPLACEMENT FLAT FILE

Only for the 2-in-1 file holder, for sharpening the depth gauge.

Order number **0814 252 3001**

For up to date pricing, please download the STIHL app or visit www.stihl.co.uk

FF 1 FILE HOLDER RANGE



Exclusive STIHL file holder guide. For accurate and easy file handling and proper chain sharpening. Ideal supplement to STIHL filing kits, minimal effort required, file not included.


1/4" P Ø 3.2 mm Order number 5614 000 7504	.325" Ø 4.8 mm Order number 5614 000 7501
1/4" and 3/8" P ① Ø 4.0 mm Order number 5614 000 7503	3/8" Ø 5.2 mm Order number 5614 000 7500
3/8" P ② Ø 4.0 mm Order number 5614 000 7502	.404" Ø 5.5 mm Order number 5614 000 7505

FG 4 ROLLER FILING TOOL



Exclusive STIHL roller filing tool. Ideal for weekly precision sharpening. Compact, minimal effort required, with file tip for adjusting the depth gauge setting, file not included.

1/4" and 3/8" P ① Ø 4.0 mm Order number 5612 000 7503	.325" Ø 4.8 mm Order number 5612 000 7501
3/8" P ② Ø 4.0 mm Order number 5612 000 7502	3/8" Ø 5.2 mm Order number 5612 000 7500



PROFESSIONAL TIP

With the Rapid Hexa cutting system, the hexagonal file perfectly matches the tooth profile of the saw chain. The ideal sharpening angle is achieved each time the chain is sharpened, and the process is quick and simple. A flat file and depth gauge tool will still be required to file down the depth gauges. Hexa files are not compatible with the 2-in-1 EasyFile.

- ① Groove 1.1 mm
- ② Groove 1.3 mm
- ③ With hexa file, without file handle

DEPTH GAUGES

For manual reworking of the depth gauge, made from hardened steel with special coating. Two settings for hard and soft wood. Both the groove and the bar's oil hole can be cleaned using the hook.



FL1 1/4" P Order number 0000 893 4006	FL4 3/8" and 3/8" Hexa Order number 0000 893 4009
FL2 3/8" P ② Order number 0000 893 4007	FL5 .404" Order number 0000 893 4010
FL3 .325" Order number 0000 893 4008	

File gauge for checking side and top-plate cutting angle, tooth length and depth gauge setting, and cleaning the groove and oil hole in the guide bar.



1/4" P Order number 0000 893 4005	1/4", 3/8" P, .325", 3/8" and 3/8" Hexa Order number 1106 893 4000
.404" Order number 1106 893 4000	

SAW CHAIN ROUND FILES

For STIHL filing kits and file holder (without file handle).

1/4" P Ø 3.2 × 150 mm Order number 5605 771 3206	.404" Ø 5.5 × 200 mm Order number 5605 772 5506
1/4" and 3/8" P Ø 4.0 × 200 mm Order number 5605 772 4006	3/8" Ø 5.2 × 200 mm Order number 5605 772 5206
.325" Ø 4.8 × 200 mm Order number 5605 772 4806	11/64" Ø 4.5 × 200 mm Order number 5605 772 4506

NEW HEXAGON FILE FOR HEXA

For Hexa saw chain (without file handle).

3/8" Hexa Ø 5.2 × 200 mm Order number 5607 772 5201



FILE HANDLES



Wooden handle for all triangular, flat, round and Hexa files from 4.0 to 5.5 mm.

Order number **0811 490 7860**



Plastic handle with filing angles. For round files from 3.2 to 5.5 mm.

Order number **0000 881 4500**



FH 3

Soft handle. For flat files up to 150 mm.

Order number **0000 881 4503**



FH 1

Soft handle with filing angles. For round files from 3.2 to 5.5 mm.

Order number **0000 881 4502**



TRIANGULAR SHARPENING FILE

For FG 2 and FG 3, for reworking the depth gauge and for scratcher-tooth circular saw blades.

Order number **0811 421 8971**

FLAT FILE

For precise reworking of the depth gauge. 150 mm, with case for tidy storage.

Order number **0814 252 3000**



FILE HOLDER WITH ROUND FILES

1/4" P	Ø 3.2 mm	3/8"	Ø 5.2 mm
Order number	5605 750 4300	Order number	5605 750 4329

1/4" and 3/8" P	Ø 4.0 mm	.404"	Ø 5.5 mm
Order number	5605 750 4327	Order number	5605 750 4330

.325"	Ø 4.8 mm
Order number	5605 750 4328



GUIDE BAR LEVELLER

Tool for removing burrs from the guide bar. Ergonomically shaped plastic holder with flat file (100 × 22 mm) made of hardened tool steel.

Order number **5605 773 4400**



ACCESSORIES: FLAT FILE




Order number **5605 773 4200**

CONTROL GAUGE

For measuring the pitch of the chain and sprocket, as well as the thickness of the drive link and groove width of the guide bar.

Order number **0000 893 4105**



For determining the degree of wear on the chain sprockets.


Order number **0000 893 4101**



MAINTENANCE SET FOR CUTTING ATTACHMENTS

Consists of check gauge 0000 893 4105 / 4101 and file gauge 1110 893 4000.

Order number **0000 007 1016**



FILE ANGLE PLATE

Aid for filing the chain. Angle lines (25° / 30°) for aligning the file, two adhesive magnets.

Order number **0000 750 9900**



STORAGE CASE FOR SAW CHAINS

Durable, lightweight plastic box. Two separators, dimensions: 18 × 12 × 4 cm.

Order number **0000 882 5900**



FILING VICES

S 260

Lightweight and convenient design. Easy to drive into the wood and fix the guide bar, includes practical holster.

Order number **0000 881 0402**



L 700

Large, heavy-duty design. Can be easily driven into wood.

Order number **0000 881 0403**



CHAIN BREAKER

For breaking saw chains.

NG 4

Order number **5805 012 7500**



RIVET SPINNER

For riveting saw chains.

NG 5

Order number **5805 012 7510**



RIVET SPINNER / CHAIN BREAKER

Universal tool for riveting and breaking saw chains.

NG 7

Order number **5805 012 7520**



STIHL USG BASIC UNIT

Universal filing tool for all STIHL saw chains and circular saw blades for FS models and hedge trimmer blades. Complete with swivel support for all STIHL Oilomatic saw chains and two shaped grinding wheels. Also suitable for sharpening STIHL Duro saw chains.

Order number **5203 200 0008**



ACCESSORIES USG (NOT PICTURED)

Swivel head for scratcher-tooth saw chains[Ⓢ]
Order number **5203 750 1405**

Swivel head for hedge trimmer blade[Ⓢ]
Order number **5203 750 1400**

Swivel head for FS circular saw blades[Ⓢ]
Order number **5203 750 2800**

NEW Grinding wheel for 3/8" Hexa
Order number **5203 750 7018**

FILING TOOL[Ⓢ]

Precision hand-filing tool made of metal. For workbench mounting, without file handles and file.

FG 2

Order number **5604 000 7501**

ACCESSORIES: SCREW CLAMP

For workbench mounting, set of 2 needed

Order number **5604 890 5800**



FILING TOOL[Ⓢ]

Precision hand-filing tool made of metal. For attaching to the guide bar, without file handles and file.

FG 3

Order number **5610 000 7500**





2022 PRICING

For up to date pricing, download the STIHL app from Google Play or the App Store or visit www.stihl.co.uk



A CLEAN CUT FOR THE PERFECT SHAPE.

Petrol hedge trimmers	121	Electric hedge trimmers	126
Cordless shrub shears and cordless hedge trimmers	123	Accessories and parts for hedge trimmers	127
		Long-reach hedge trimmers and accessories	131

HEDGE TRIMMERS IN DETAIL



TECHNOLOGY

- 01 STIHL EC ELECTRONICS**
In the AP System, the electronic control unit recognises the load the tool is under and actively adjusts the EC motor. This results in a consistent blade stroke, even while pruning very thick hedges, as well as always achieving the optimum power output.
- 02 STIHL ELECTRIC MOTOR (EC)**
Alongside impressive performance, professional hedge trimmers in the AP System have an EC motor with automatic rotation direction switching. This helps to release any branches that may become jammed in the blades.
- 03 STIHL CONNECTED**
The HSA 94 R and HSA 94 T cordless hedge trimmers have a designated mounting point for the STIHL Smart Connector 2 A, allowing you to collect detailed information on the machines usage.

CONVENIENCE

- 04 ROTATING MULTI-FUNCTION HANDLE**
Whether for side or top cutting, professional hedge trimmers are always comfortable and balanced in operation. It's very easy to adjust the rotating multi-function handle into the most comfortable position for the task at hand.
- 05 INNOVATIVE CUTTER GEOMETRY**
The cutter geometry and durable gear system are designed specifically for trimming (T version) and cutting (R version).
- 06 LOOP HANDLE WITH INNER SWITCH**
Comfortable to hold and designed to be used in variety of positions, helping to save energy during operation, especially when working for longer periods of time.
- 07 SCREW-ON CUT PROTECTION AND TIP PROTECTOR**
Reduces risk of injury to the user and is very simple to replace when worn. It also protects the tip of the hedge trimmer blade from wear, especially when cutting close to walls and the ground.

Please note that not all products include the features presented here. Only the most important features are described on this page. For further explanations and information, see from page 436 or online at stihl.co.uk.

PETROL HEDGE TRIMMERS



HS 45
27.2 cm³ • 0.75 kW / 1.0 hp • from 4.7 kg[Ⓞ]

Ideal for light maintenance of hedges, shrubs and bushes in the garden. STIHL anti-vibration system, long-life air filter system, STIHL 2-MIX engine and double-sided single-edged blades with integrated cut protection.

Bar length **45 cm / 18"**
Order number **4228 011 2937**

Bar length **60 cm / 24"**
Order number **4228 011 2938**

- Powerful, lightweight tools that deliver superb performance
- Ideal for large properties or park / landscape maintenance
- Delivers the perfect cut for thick hedges and ornamental trees

£ For up to date pricing, please download the STIHL app or visit www.stihl.co.uk



HS 46 C-E
21.4 cm³ • 0.65 kW / 0.9 hp • 4.3 kg[Ⓞ]

STIHL ERGOSTART

STIHL's lightest petrol hedge trimmer, ideal for hedge and shrub maintenance. STIHL anti-vibration system, STIHL ErgoStart, long-life air filter system, STIHL 2-MIX engine, master control lever, tool-free fuel cap, double-sided single-edged blades and integrated cut protection.

Bar length **55 cm / 22"**
Order number **4242 011 2927**



HS 56 C-E
21.4 cm³ • 0.65 kW / 0.9 hp • 4.5 kg[Ⓞ]

STIHL ERGOSTART

The perfect tool for trimming thicker hedges in and around the property or estate. STIHL anti-vibration system, STIHL ErgoStart, long-life air filter system, STIHL 2-MIX engine, tool-free fuel cap, double-sided double-edged blades and tip protector.


Bar length **60 cm / 24"**
Order number **4242 011 2947**



£ For up to date pricing, please download the STIHL app or visit www.stihl.co.uk

Ⓞ Weight excluding fuel, fully assembled

C = Comfort version E = STIHL ErgoStart





HS 82 RC-E

22.7 cm³ • 0.7 kW / 1.0 hp • 5.3 kg[ⓐ]

STIHL ERGOSTART

Heavy duty, professional tool with lower blade speed for more powerful cutting. STIHL ErgoStart for easy starting, STIHL 2-MIX engine, STIHL anti-vibration system, long-life air filter system, double-sided double-edged cutting blades in pruning version, rotating multi-function handle, screwed-on cut and tip protector.

Bar length **60 cm / 24"**
Order number **4237 011 2982**



HS 82 T

22.7 cm³ • 0.7 kW / 1.0 hp • 4.9 kg[ⓐ]

High speed hedge trimmer for a precise cut. STIHL 2-MIX engine, STIHL anti-vibration system, long-life air filter system, double-sided double-edged cutting blades in trimming version, rotating multi-function handle, screwed-on cut and tip protector.

Bar length **60 cm / 24"**
Order number **4237 011 2985**



HS 87 R

22.7 cm³ • 0.7 kW / 1.0 hp • 5.5 kg[ⓐ]

Heavy duty hedge trimmer with single-sided double-edged cutting blades in pruning version. STIHL 2-MIX engine, STIHL anti-vibration system, long-life air filter system, screwed-on tip protector, low blade speed for trimming thicker hedges.

Bar length **75 cm / 30"**
Order number **4237 011 2991**



HS 87 T

22.7 cm³ • 0.7 kW / 1.0 hp • 5.2 kg[ⓐ]

Single-sided double-edged, high speed blades for trimming formal hedges and shrubs. STIHL 2-MIX engine, STIHL anti-vibration system, long-life air filter system, screwed-on tip protector.

Bar length **75 cm / 30"**
Order number **4237 011 2995**

NEW HS CARE & CLEAN KIT

Cleaning and care kit for the maintenance of STIHL shears, hedge trimmers and long-reach hedge trimmers.

- 1 × Superclean, 50 ml
- 1 × Multi-lube, 40 g

Order number **0782 516 8603**



MOTOMIX FUEL MIXTURE



Ready-mixed fuel (1:50) for all STIHL 2-stroke engines. For a full description, see page 339.

11
Order number **7009 874 0103**

51
Order number **7009 874 0100**



PATENT EP 2031043[ⓐ]

CORDLESS SHRUB SHEARS AND CORDLESS HEDGE TRIMMERS

- For domestic users and professionals
- For hedge trimming in noise-sensitive residential areas and in hospital gardens, cemeteries, schools, etc.
- Easy and comfortable to use
- Excellent cutting performance

£ For up to date pricing, please download the STIHL app or visit www.stihl.co.uk



HSA 26

10.8 V • 0.8 kg[ⓐ]

Cordless shears with shrub and grass trimmer attachments. Shrub trimmer with optimised STIHL cutter geometry for an excellent cutting experience when trimming and maintaining small evergreen hedges and small-leaved ornamental trees up to 8mm branch thickness. Grass trimmer attachment for edging around smaller lawns, patios and flower beds. Comfortable, rubberised handle, rapid, tool-free blade change, and battery charge-level indicator so you can keep an eye on the remaining battery capacity at all times. The AS 2 battery works exclusively with the products in the AS System and is not compatible with the HSA 25. For more information on features and technical details, see page 128. **Working time with AS 2 battery is up to 110 minutes.**

Included in the set:

- 1 × AS 2 Lithium-Ion battery, 28 Wh, 10.8 V
- 1 × AL 1 standard charger
- 1 × shrub cutter, cutting length 20 cm / 8", including blade scabbard
- 1 × grass trimmer, cutting width 12 cm / 5", including blade scabbard
- 1 × black / orange carry bag with eyelets for wall-mounting

Set HSA 26 with AS 2 and AL 1

Bar length **20 cm / 8"**
Order number **HA03 011 3513**

NEW Cut Kit 1 **2 × PM3 saw chain / 1 × Light guide bar**
Order number **3007 000 9900**



HSA 45

18 V • 2.3 kg[ⓐ]

A very light cordless hedge trimmer with good cutting performance, for trimming shrubs and hedges in your home's outdoor spaces. Single-sided cutting blade with 24 mm tooth spacing, integrated cut protection, screw-on tip protector, integrated Lithium-Ion battery (36 Wh) with charge-level indicator. Battery charging time: 145 min / 210 min (80% / 100%). For more information on features and technical details, see page 128. **Working time with integrated battery is up to 40 minutes.**

Bar length **50 cm / 20"**
Order number **4511 011 3505**

£ For up to date pricing, please download the STIHL app or visit www.stihl.co.uk

£ For up to date pricing, please download the STIHL app or visit www.stihl.co.uk

C = Comfort version R = Pruning
E = STIHL ErgoStart T = Trimming

ⓐ Weight excluding fuel, fully assembled
ⓑ Weight excluding battery, but including shrub cutter
ⓒ Weight including battery
ⓓ Explanation of symbols on page 436

ⓔ Patented in several European countries
ⓕ Explanation of quality marks on page 451





HSA 56

36 V • 2.9 kg^①



Lightweight cordless hedge trimmer with high cutting performance for trimming bushes and hedges in your garden. Double-sided trimming blade with 30 mm tooth spacing, integrated cut protection in a droplet shape to help guide hedge material towards cutters, screw-on blade tip protector. For more information on features and technical details, see page 128. **Working time with recommended AK 10 battery is up to 50 minutes.**

HSA 56 excluding battery and charger

Bar length 45 cm / 18"
Order number 4521 011 3500

Set HSA 56 with AK 10 and AL 101

Bar length 45 cm / 18"
Order number 4521 011 3513

HSA 56 with 2 × AK 10 and AL 101

Bar length 45 cm / 18"
Order number 4521 200 0011



HSA 66

36 V • 3.1 kg^①



Cordless hedge trimmers offer high cutting performance with a low weight, and maintain a constant stroke rate under load, even during tough jobs. 30 mm tooth spacing, teardrop-shaped cutter geometry holds twigs more effectively in the blade, double-sided single-edged cutter blade, integrated cut protection, screw-on tip protector. For more information on features and technical details, see page 128. **Working time with recommended AP 100 battery is up to 72 minutes.**

HSA 66 excluding battery and charger

Bar length 50 cm / 20"
Order number 4851 011 3520

Recommended set

HSA 66 with AP 100 and AL 101
Bar length 50 cm / 20"



SUITABLE BATTERIES AND OTHER ACCESSORIES

SEE FROM PAGE 16



HSA 86

36 V • from 3.0 kg^①



The cordless hedge trimmer offers high power and efficiency at a low weight. It ensures a constant stroke rate while pruning thick hedges. 33 mm tooth spacing, double-sided double-edged cutting blades in two lengths, screw-on cut and tip protector. For more information on features and technical details, see page 128. **Working time with recommended AP 200 battery is up to 144 minutes.**

HSA 86 excluding battery and charger

Bar length 45 cm / 18"
Order number 4851 011 3529

Bar length 62 cm / 24.5"
Order number 4851 011 3521

Recommended set

HSA 86 with AP 200 and AL 300
Bar length 62 cm / 24.5"



NEW HSA 94 R

36 V • from 4.1 kg^①



Extremely high-performance and robust professional cordless hedge trimmer with low blade speed for powerful cutting. Constant stroke rate (even under extreme load when performing heavy pruning), rotating multi-function handle with three-setting stroke rate, double-sided double-edged cutting blade in the pruning version, and screw-on cut and tip protector. Mounting point for the new STIHL Smart Connector 2 A. Cordless operation with the aid of the AP holster with connecting cable, a carrying system, or an AR L backpack battery (see page 55). For more information on features and technical details, see page 128. **Working time with recommended AR 2000 L battery is up to 690 minutes.**

HSA 94 R excluding battery and charger

Bar length 60 cm / 24"
Order number 4869 011 3540

Bar length 75 cm / 30"
Order number 4869 011 3541

Recommended set

HSA 94 R with AR 2000 L, AR L carrying system and AL 500
Bar length 60 cm / 24"



NEW HSA 94 T

36 V • from 3.9 kg^①



Extremely high-performance and robust professional cordless hedge trimmer with high blade speed for precise cuts. A constant stroke rate even under load, rotating multi-function handle with three-setting stroke rate, double-sided double-edged cutting blade in the trimming version, and screw-on cut and tip protector. Mounting point for the new STIHL Smart Connector 2 A. Battery operation with the aid of the AP holster and connecting cable used with the battery belt and harness or the AP carrying system, or a AR L backpack battery (see page 55). For more information on features and technical details, see page 128. **Working time with recommended AR 2000 L battery is up to 690 minutes.**

HSA 94 T excluding battery and charger

Bar length 60 cm / 24"
Order number 4869 011 3550

Bar length 75 cm / 30"
Order number 4869 011 3551

Recommended set

HSA 94 T with AR 2000 L, AR L carrying system and AL 500
Bar length 60 cm / 24"

SMART CONNECTOR 2 A IS COMPATIBLE WITH

- ✓ HLA 135
- ✓ FSA 135 R
- ✓ HSA 94 R^③
- ✓ HTA 135
- ✓ FSA 135
- ✓ HSA 94 T^③
- ✓ KMA 135 R
- ✓ RGA 140
- ✓ MSA 300



PREPARED FOR STIHL CONNECTED

With the STIHL Smart Connector 2 A, it's easy to integrate the HSA 94 R and HSA 94 T with STIHL connected. Simply unscrew the protective cover, plug into the tool's control module and re-insert the screws. From there the connector will collect information on the tool's serial number, power tool type, usage times and operating speed. Using Bluetooth®, the data is transferred to the STIHL connected App, and then on to the STIHL Cloud for analysis and further use in the STIHL connected Portal.

➔ You can find the Smart Connector 2 A and further information on STIHL connected digital fleet management from page 332



PROFESSIONAL TIP

POWER TOOLS WITH A SOCKET®

For an affordable alternative to the Set AR L battery and the AR L carrying system, you can purchase an AP battery, AP holster with connecting cable and the battery belt with harness.

FOR MORE INFORMATION, SEE PAGE 59



ELECTRIC HEDGE TRIMMERS

- For trimming hedges and bushes around the house
- Easy to handle
- Especially light and quiet

£ For up to date pricing, please download the STIHL app or visit www.stihl.co.uk



HSE 52

230 V • 460 W • 3.1 kg[Ⓞ]

Ideal for trimming and cutting new growth and thin branches. Integrated cut protection, screw-on tip protector, mechanical blade brake, double-sided single-edged cutting blades, cable strain relief with lock, tip protection on blade end.

Bar length **50 cm / 20"**
Order number **4818 011 3503**



HSE 71

230 V • 600 W • 4.1 kg[Ⓞ]

Suitable for cutting tough branches. Integrated cut protection, screw-on tip protector, shaft extension, double-sided single-edged cutting blades, 5-position rotary handle, minimum vibration, cable strain relief.

Bar length **60 cm / 24"**
Order number **4812 011 3511**



HSE 81

230 V • 650 W • 4.4 kg[Ⓞ]

Ideal for hedges with thicker branches. Integrated cut and tip protector, shaft extension, double-sided double-edged cutting blades with wide tooth spacing, 5-position rotary handle, minimum vibration, cable strain relief.

Bar length **70 cm / 28"**
Order number **4812 011 3519**

£ For up to date pricing, please download the STIHL app or visit www.stihl.co.uk

Ⓞ Weight excluding cable

ACCESSORIES FOR HEDGE TRIMMERS

- Handy helpers to lighten your workload
- Service kits for simple standard maintenance
- Tip protectors and catcher plates
- Blade position adjustment kit

£ For up to date pricing, please download the STIHL app or visit www.stihl.co.uk



NEW SERVICE KITS

STIHL's hedge trimmer service kits contain everything needed to carry a routine service on the engine of a STIHL hedge trimmer. Keeping on top of the maintenance of your tools helps it to maintain optimum performance and the reliability expected of the tool. There is a QR code on the box which can be scanned with a smartphone camera app to take you to how to video's on how to change each component.

Each service kit comes with the following:

- 1 × Air filter
- 1 × Spark plug
- 1 × Fuel filter

Service Kit 25 for HS 45
Order number **4140 007 4101**

Service Kit 34 for HS 82
Order number **4237 007 4100**

CATCHER PLATES FOR CUTTING BLADES



For catching and removing cuttings. Can be mounted on both sides.

Fits HSA 56, HSA 66, HSA 86, all HSE models, HLA 56, HLA 66 and HLA 86
Plate length **50 cm / 20"**
Order number **4859 740 3300**

Suitable for HS 86 R and HS 87 R
Plate length **75 cm / 30"**
Order number **4237 740 3302**

CARRY BAG



Perfect for transporting and storing the tool together with the FS-KM or HL-KM KombiTools.

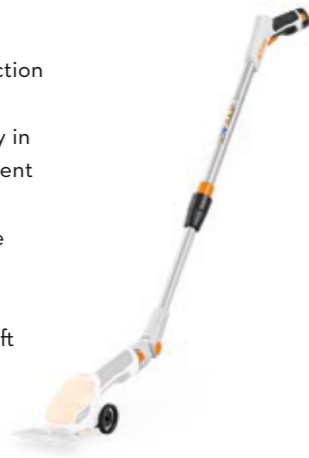
Suitable for KMA 130 R, KMA 135 R, HSA 56, HSA 66, HSA 86, HLA 56, BGA 86, BGA 100 and all KombiEngines with a loop handle
Order number **0000 881 0507**

£ For up to date pricing, please download the STIHL app or visit www.stihl.co.uk



TELESCOPIC SHAFT

Facilitates ergonomic working in an upright position with the HSA 26. Easy and rapid connection with the HSA 26 well as easy changeover of the AS 2 battery in the handle. Telescopic adjustment on an infinitely variable basis, from 95–110 cm, working angle that can be adjusted through 125°, smooth-running rollers, soft handle. The telescopic shaft only fits the HSA 26 and is not compatible with the GTA 26, SEA 20 or the HSA 25.



For HSA 26
Order number **HA03 710 7100**

TIP PROTECTORS

Prevents the end of the cutter bar from getting damaged while working close to walls and the ground.



Suitable for HS 56 C-E, HS 82 T, HSA 94 T
Order number **4237 792 9006**

Suitable for HS 82 R, HSA 94 R
Order number **4237 790 9802**

Suitable for HS 87 R
Order number **4237 790 9801**

ADJUSTABLE BLADE POSITION CONVERSION KITS

Kit for adjusting the position of the blades after blades become worn.



Blade position kit, adjustable, 60 cm / 24"

Suitable for HS 82 R, HSA 94 R
Order number **4237 007 1008**

Suitable for HS 82 T, HSA 94 T
Order number **4237 007 1001**

Blade position kit, adjustable, 75 cm / 30"

Suitable for HS 82 R, HSA 94 R
Order number **4237 007 1009**

Suitable for HS 82 T, HSA 94 T
Order number **4237 007 1002**

Order number	Bar length (cm / inches)	Displacement (cm ³)	Power output (kW / hp)	Rated voltage (V)	Power consumption (W)	Weight (kg)	Sound pressure level [Ⓢ] (dB(A))	Sound power level [Ⓢ] (dB(A))	Vibration level left / right [Ⓢ] (m/s ²)	STIHL engine (2-MIX / 4-MIX [Ⓢ]) / STIHL cordless power system	Total length (cm)	Stroke rate (min-1)	Tooth spacing (mm)	STIHL anti-vibration system	STIHL ElastoStart	STIHL ErgoStart	Rotary handle	STIHL Smart Connector 2 A
PETROL HEDGE TRIMMERS																		
HS 45	4228 011 2937	45 / 18	27.2	0.75 / 1.0	-	-	4.7 [Ⓢ]	97	107	10.0 / 9.0	2-MIX	95	4,030	30	•	•	-	-
HS 45	4228 011 2938	60 / 24	27.2	0.75 / 1.0	-	-	5.0 [Ⓢ]	97	107	10.0 / 9.0	2-MIX	110	4,030	30	•	•	-	-
HS 46 C-E	4242 011 2927	55 / 22	21.4	0.65 / 0.9	-	-	4.3 [Ⓢ]	95	107	4.5 / 4.9	2-MIX	100	3,600	30	•	-	•	-
HS 56 C-E	4242 011 2947	60 / 24	21.4	0.65 / 0.9	-	-	4.5 [Ⓢ]	95	107	4.7 / 5.5	2-MIX	104	3,600	34	•	-	•	-
HS 82 RC-E	4237 011 2982	60 / 24	22.7	0.7 / 1.0	-	-	5.3 [Ⓢ]	94	107	2.5 / 2.9	2-MIX	120	3,200	38	•	-	•	•
HS 82 T	4237 011 2985	60 / 24	22.7	0.7 / 1.0	-	-	5.1 [Ⓢ]	95	107	2.7 / 2.1	2-MIX	121	5,100	30	•	-	-	•
HS 87 R	4237 011 2991	75 / 30	22.7	0.7 / 1.0	-	-	5.5 [Ⓢ]	96	106	3.1 / 3.0	2-MIX	135	3,200	38	•	-	-	-
HS 87 T	4237 011 2995	75 / 30	22.7	0.7 / 1.0	-	-	5.2 [Ⓢ]	97	107	2.6 / 2.6	2-MIX	135	5,100	30	•	-	-	-
CORDLESS SHRUB SHEARS AND HEDGE TRIMMERS																		
Set HSA 26 with AS 2 + AL 10	HA03 011 3513	20 / 8	-	-	10.8	-	1.0 [Ⓢ]	69	80	- / 1.0 [Ⓢ]	AS System	50	2,200	19	-	-	-	-
HSA 45	4511 011 3505	50 / 20	-	-	18	-	2.3 [Ⓢ]	75	83	1.4 / 1.5	AI Line	91	2,500	24	-	-	-	-
HSA 56	4521 011 3500	45 / 18	-	-	36	-	2.9 [Ⓢ]	80	91	2.7 / 1.2	AK System	94	2,800	30	-	-	-	-
Set HSA 56 with AK 10 + AL 101	4521 011 3513	45 / 18	-	-	36	-	3.7 [Ⓢ]	80	91	2.7 / 1.2	AK System	94	2,800	30	-	-	-	-
HSA 56 with 2 × AK 10 + AL 101	4521 200 0011	45 / 18	-	-	36	-	3.7 [Ⓢ]	80	91	2.7 / 1.2	AK System	94	2,800	30	-	-	-	-
HSA 66	4851 011 3520	50 / 20	-	-	36	-	3.1 [Ⓢ]	83	94	3.7 / 2.3	AP System	103	3,000	30	-	-	-	-
HSA 86	4851 011 3529	45 / 18	-	-	36	-	3.0 [Ⓢ]	83	94	3.7 / 2.3	AP System	98	3,000	33	-	-	-	-
HSA 86	4851 011 3521	62 / 24.5	-	-	36	-	3.3 [Ⓢ]	83	94	3.7 / 2.3	AP System	115	3,000	33	-	-	-	-
HSA 94 R	4869 011 3540	60 / 24	-	-	36	-	4.1 [Ⓢ]	83	94	3.5 / 2.7	AP System	117	2,800 / 3,000 / 3,200 [Ⓢ]	38	-	-	-	•
HSA 94 R	4869 011 3541	75 / 30	-	-	36	-	4.4 [Ⓢ]	84	95	3.6 / 2.8	AP System	132	2,800 / 3,000 / 3,200 [Ⓢ]	38	-	-	-	•
HSA 94 T	4869 011 3550	60 / 24	-	-	36	-	3.9 [Ⓢ]	84	95	3.0 / 2.8	AP System	118	4,400 / 4,700 / 5,000 [Ⓢ]	30	-	-	-	•
HSA 94 T	4869 011 3551	75 / 30	-	-	36	-	4.1 [Ⓢ]	85	96	2.5 / 2.9	AP System	130	4,400 / 4,700 / 5,000 [Ⓢ]	30	-	-	-	•
ELECTRIC HEDGE TRIMMERS																		
HSE 52	4818 011 3503	50 / 20	-	-	230	460	3.1 [Ⓢ]	84	95	3.1 / 1.5	-	101	3,400	23	-	-	-	-
HSE 71	4812 011 3511	60 / 24	-	-	230	600	4.1 [Ⓢ]	88	99	3.8 / 2.6	-	123	2,600	36	-	-	-	•
HSE 81	4812 011 3519	70 / 28	-	-	230	650	4.4 [Ⓢ]	88	99	3.5 / 2.5	-	133	2,600	36	-	-	-	•



For up to date pricing, please download the STIHL app or visit www.stihl.co.uk


• As standard
○ Retrofittable (accessory)

C = Comfort version
E = STIHL ErgoStart
R = Pruning
T = Trimming
Ⓢ K-factor according to Dir. 2006 / 42 / EC = 2.0 dB(A)
Ⓢ K-factor according to Dir. 2006 / 42 / EC = 2 m/s²
Ⓢ Weight excluding fuel, fully assembled

Ⓢ Weight excluding battery, but including shrub cutter
Ⓢ Weight including battery and shrub cutter, excluding charger
Ⓢ Weight including battery
Ⓢ Weight excluding battery
Ⓢ Weight including battery, excluding charger
Ⓢ Weight excluding cable
Ⓢ Same for both blade sets
Ⓢ Level 1 / level 2 / level 3



LONG-REACH HEDGE TRIMMERS IN DETAIL



TECHNOLOGY

- 01 BLADE SYSTEM**
Friction-optimised, smooth-running blades increase battery runtime by more than 20 % compared to traditional blades. Powerful and precise cutting even through thicker branches.
- 02 METAL MESH AIR FILTER**
The metal mesh air filter is easy to clean and ensures optimum engine cooling, all whilst protecting the motor housing from dirt ingress.
- 03 STIHL CONNECTED**
The HLA 135 cordless long-reach hedge trimmer has a designated mounting point for the STIHL Smart Connector 2 A, allowing you to collect detailed information on the machines usage.

COMFORT

- 04 MAGNESIUM GEARBOX**
The lightweight magnesium gearbox is hard wearing and can be adjusted through 145° without the need for tools, making the HLA 135 perfect for cutting at a wide variety of heights.
- 05 CONTROL HANDLE WITH SPEED ADJUSTMENT**
The intuitive control handle with three-setting speed adjustment and LED display ensures ergonomic use.
- 06 BATTERY SLOT IN THE POWER TOOL**
STIHL AP batteries can be inserted directly into the motor housing. This enables flexible, cord free operation and counter balances the cutting attachment, resulting in excellent balance and comfortable operation.
- 07 IPX4 CAN BE USED IN THE RAIN**
STIHL battery-powered tools with this mark have passed extensive tests based on the IPX4 standard, and can therefore also be used without restriction in rainy conditions.

Please note that not all products include the features presented here. Only the most important features are described on this page. For further explanations and information, see from page 436 or online at stihl.co.uk.

LONG-REACH HEDGE TRIMMERS AND ACCESSORIES

- Ideal for landscape professionals and keen gardeners
- Available with short, long or telescopic shafts
- Perfect for wide, high or long hedges right down to ground level and shrubs around the home
- Designed to help lighten your workload

£ For up to date pricing, please download the STIHL app or visit www.stihl.co.uk



HL 92 C-E

21.4 cm³ • 0.75 kW / 1.0 hp • 5.9 kg[Ⓞ]

STIHL ERGOSTART

Long reach hedge trimmer for landscaping and property maintenance. The efficient STIHL 2-MIX engine with STIHL ECOSPEED load control is ideal for working in noise-sensitive areas. Features STIHL ErgoStart for easy starting and a versatile 145° adjustable double-sided double-edged cutter bar for working at different angles. Total length 232 cm.

Bar length **50 cm / 20"**
Order number **4243 200 0033**



HL 92 KC-E

21.4 cm³ • 0.75 kW / 1.0 hp • 5.3 kg[Ⓞ]

STIHL ERGOSTART

Short shaft, professional long reach hedge trimmer for landscaping and property maintenance. The efficient STIHL 2-MIX engine with STIHL ECOSPEED load control is ideal for working in noise-sensitive areas. Features STIHL ErgoStart for easy starting and a versatile 145° adjustable double-sided double-edged cutter bar for working at different angles. Total length 189 cm.

Bar length **50 cm / 20"**
Order number **4243 200 0034**




HL 94 C-E

24.1 cm³ • 0.9 kW / 1.2 hp • 6.2 kg[Ⓞ]

STIHL ERGOSTART

High performance long reach hedge trimmer for professional gardeners, landscapers and contractors. The efficient STIHL 2-MIX engine with STIHL ECOSPEED load control is ideal for working in noise-sensitive areas. Features STIHL ErgoStart for easy starting and a versatile 145° adjustable double-sided double-edged cutter bar for working at different angles. Total length 242 cm.

Bar length **60 cm / 24"**
Order number **4243 200 0024**



£ For up to date pricing, please download the STIHL app or visit www.stihl.co.uk

Ⓞ Weight excluding fuel, fully assembled

C = Comfort version E = STIHL ErgoStart K = Short shaft




HLA 56

36 V • 3.8 kg^①



Lightweight and well balanced cordless long-reach hedge trimmer for cutting taller hedges and shrubs in your garden. Double-sided, single-edged blades in a droplet shape to help guide hedge material towards the cutters, adjustable head for cutting at angles ranging from -45° to +90°, detachable shaft for easy transport. Carrying length 115 cm. Total length 210 cm. **Working time with recommended AK 20 battery is up to 100 minutes.**



ACCESSORIES:
HLA SHAFT EXTENSION
NEW PROTECTIVE FOOT
See page 135

HLA 56 excluding battery and charger
Bar length 45 cm / 18"
Order number HA01 011 2900

Recommended set
HLA 56 with AK 20 and AL 101

HLA 56 with 2 × AK 20 and AL 101
Order number HA01 200 0021

AK 20 BATTERY

Compatible with the STIHL AK System. Lightweight Lithium-Ion batteries with charge-level indicator (four LEDs). Available with different power capacities.



144 Wh battery power^②, 1.2 kg
Order number 4520 400 6518

AP 200 BATTERY

Very powerful Lithium-Ion batteries with charge-level indicator (four LEDs).



187 Wh battery power^②, 1.3 kg
Order number 4850 400 6560

AL CHARGERS

230 V. For charging the STIHL AK and AP batteries. Device for wall attachment and cable winding in the casing base. With operating mode indicator via LED and active battery cooling.



AL 101
Order number 4850 430 2524

AL 300
Order number 4850 430 5504

AL 500
Order number 4850 430 5704

HLA 66

36 V • 3.8 kg^①



Lightweight cordless long-reach hedge trimmer for pruning hedges and shrubs as well as plants close to the ground. The cutter bar can be adjusted through 115° without the use of tools for head-height, side, and ground-level cutting. Double-sided, double-edged cutting blade for a clean cutting pattern. Constant blade stroke and work progress under load. Loop handle, infinitely variable speed control, and intuitive control handle. Transport length with cutter bar folded up 125 cm; total length 205 cm. **Working time with recommended AP 200 battery is up to 144 minutes.**



ACCESSORIES:
PROTECTIVE FOOT
See page 135

HLA 66 excluding battery and charger
Bar length 50 cm / 20"
Order number 4859 011 2910

Recommended set
HLA 66 with AP 200 and AL 101

HLA 86

36 V • 4.8 kg^①



Cordless long-reach hedge trimmer with significant range for professional use. Particularly well-suited for pruning tall hedges and shrubs as well as cutting back plants close to the ground. Ergonomic work due to a stable square-cut telescopic shaft. Both the shaft length and cutter bar can be adjusted tool-free. The cutter bar can be pivoted through 115° for head-height, side, and ground-level cutting. Double-sided, double-edged cutting blade for a clean cutting pattern, infinitely variable speed control, and intuitive control handle. Transport length with cutter bar folded up 180 cm; total length 260 - 330 cm. **Working time with recommended AP 200 battery is up to 144 minutes.**



ACCESSORIES:
PROTECTIVE FOOT
See page 135

HLA 86 excluding battery and charger
Bar length 50 cm / 20"
Order number 4859 011 2930


Recommended set
HLA 86 with AP 200 and AL 300

HLA 135

36 V • 5.6 kg^①



The most powerful cordless long-reach hedge trimmer in the STIHL range for professional use in noise-sensitive areas. For cutting shrubs and bushes as well as plants near the ground, and the whole spectrum from trimming to pruning. The cutter bar can be adjusted through 145° without the use of tools for head-height, side, and ground-level cutting. Double-sided, double-edged cutting blade for a clean cutting pattern. Intuitive control handle with an LED display. Mounting point for the STIHL Smart Connector 2 A on the power tool housing. Total length 249 cm. **Working time with recommended AP 200 battery is up to 64 minutes.**



ACCESSORIES:
PROTECTIVE FOOT
See page 135

HLA 135 excluding battery and charger
Bar length 50 cm / 20"
Order number HA04 200 0001

Recommended set
HLA 135 with AP 200 and AL 500

HLE 71

230 V • 600 W • 5.9 kg^②

Perfect for trimming tall and wide hedges in noise-sensitive areas. 125° adjustable cutter bar, double-sided double-edged, cutting blade, soft handle, carrying position, overload protection, cable strain relief, total length 254 cm.



Bar length 50 cm / 20"
Order number 4813 011 2905



£ For up to date pricing, please download the STIHL app or visit www.stihl.co.uk

① Weight excluding battery
② Weight excluding cable
③ Explanation of symbols on page 436

④ Power capacity according to the specifications of the cell manufacturer. The actual power capacity available during operation is lower, to increase service life.



BRACKET FOR PROFESSIONAL TELESCOPIC SHAFT



For easy handling of a pole pruner or hedge trimmer in combination with a basic shoulder strap or the RTS harness. The tool is easy to attach and quick to release.

Included with the HT 105 and HT 135
Also suitable for HTA 85, HTA 86, HLA 86 and HTA 135
Order number **0000 790 8600**

TIP PROTECTOR

Prevents the end of the cutter bar from getting damaged while working close to walls and the ground (not suitable for HLA).



For HLE 71
Order number **4230 007 1005**

For HL 92, HL 94
Order number **4237 792 9006**

CATCHER PLATES FOR CUTTING BLADES



For catching and removing cuttings. Can be mounted on both sides.

Fits HSA 56, HSA 66, HSA 86, all HSE models, HLA 56, HLA 66 and HLA 86
Plate length **50 cm / 20"**
Order number **4859 740 3300**

Suitable for HS 86 R and HS 87 R
Plate length **75 cm / 30"**
Order number **4237 740 3302**

HLA SHAFT EXTENSION



Simple 50 cm / 20" shaft extension. Made from aluminium. Weight 500 g.

For HLA 56
Order number **HA01 820 5000**

PROTECTIVE FEET

For protecting the power tool and battery from direct contact with the ground.



For HTA 66, HTA 86, HLA 66 and HLA 86
Order number **4857 007 1001**

For protecting the power tool and battery from direct contact with the ground. Protective foot included with HTA 135.



For HLA 135, HTA 135 and KMA 135 R
Order number **LA01 007 1002**

NEW

For protecting the power tool and battery from direct contact with the ground.



For HLA 56 and HTA 50
Order number **HA01 007 1000**

RTS HARNESS

For prolonged use. Can be adjusted to the user's size, and enables effortless and ergonomic work.



Pole pruners:
HT 105, HT 135, HTA 66, HTA 86, HTA 135

KombiEngines with HT-KM or HL-KM attachment:
KM 56 RC-E, KM 94 RC-E, KM 111 R, KM 131 R

Long-reach hedge trimmers:
HL 92 C-E, HL 94 C-E, HLA 66, HLA 86, HLA 135, HLE 71

Cannot be used with:
KMA 130 R, KMA 135 R, HL 92 KC-E

Order number **0000 790 4400**



CARRY BAG

Perfect for transporting and storing the tool together with the FS-KM or HL-KM KombiTools.

Suitable for KMA 130 R, KMA 135 R, HSA 56, HSA 66, HSA 86, HLA 56, BGA 86, BGA 100 and all KombiEngines with a loop handle
Order number **0000 881 0507**

NEW HS CARE & CLEAN KIT

Cleaning and care kit for the maintenance of STIHL shears, hedge trimmers and long-reach hedge trimmers.

1 x Superclean, 50 ml
1 x Multi-lube, 40 g



Order number **0782 516 8603**



APPROPRIATE FUELS, LUBRICANTS AND CLEANING KITS

SEE FROM PAGE 336

Order number	Bar length (cm)	Displacement (cm³)	Power output (kW / hp)	Rated voltage (V)	Power consumption (W)	Weight (kg)	Sound pressure level [ⓐ] (dB(A))	Sound power level [ⓐ] (dB(A))	Vibration level left / right [ⓐ] (m/s²)	STIHL engine (2-MIX / 4-MIX®) / STIHL cordless power system	Total length [ⓐ] (cm)	Stroke rate (min-1)	Tooth spacing (mm)	STIHL ErgoStart	Loop handle	STIHL Smart Connector 2 A	
PETROL LONG-REACH HEDGE TRIMMERS																	
HL 92 C-E (145°)	4243 200 0033	50/20	21.4	0.75 / 1.0	-	-	5.9 [ⓐ]	91	106	4.1 / 4.5	2-MIX	232	3,600	34	●	●	-
HL 92 KC-E (145°)	4243 200 0034	50/20	21.4	0.75 / 1.0	-	-	5.3 [ⓐ]	92	106	5.8 / 6.3	2-MIX	189	3,600	34	●	●	-
HL 94 C-E (145°)	4243 200 0024	60/24	24.1	0.9 / 1.2	-	-	6.2 [ⓐ]	91	107	6.5 / 5.4	2-MIX	242	3,615	34	●	●	-
CORDLESS LONG-REACH HEDGE TRIMMERS																	
HLA 56 (135°)	HA01 011 2900	45/18	-	-	36	-	3.8 [ⓐ]	77	88	1.5 / 1.5	AK System	210	2,800	30	-	●	-
HLA 56 (135°) with 2 x AK 20 + AL 101	HA01 200 0021	45/18	-	-	36	-	5.0 [ⓐ]	77	88	1.5 / 1.5	AK System	210	2,800	30	-	●	-
HLA 66 (115°)	4859 011 2910	50/20	-	-	36	-	3.8 [ⓐ]	80	91	2.3 / 1.8	AP System	205	3,000	33	-	●	-
HLA 86 (115°)	4859 011 2930	50/20	-	-	36	-	4.8 [ⓐ]	80	91	2.3 / 1.6	AP System	260 - 330	3,000	33	-	-	-
HLA 135 (145°)	HA04 200 0001	60/24	-	-	36	-	5.6 [ⓐ]	85	96	2.5 / 3.3	AP System	249	4,000	34	-	●	○
ELECTRIC LONG-REACH HEDGE TRIMMERS																	
HLE 71 (125°)	4813 011 2905	50/20	-	-	230	600	5.9 [ⓐ]	84	95	7.6 / 3.6	-	254	4,000	35	-	●	-

For up to date pricing, please download the STIHL app or visit www.stihl.co.uk

● As standard
○ Retrofittable (accessory)

C = Comfort version
E = STIHL ErgoStart
K = Short shaft

ⓐ K-factor according to Dir. 2006 / 42 / EC = 2.0 dB(A)
ⓑ K-factor according to Dir. 2006 / 42 / EC = 2 m/s²
ⓐ With blade cutting attachment
ⓐ Weight excluding fuel, fully assembled

ⓐ Weight excluding battery
ⓑ Weight including battery, excluding charger
ⓐ Weight excluding cable





MULTIPLE TOOLS POWERED BY A SINGLE MOTOR.

KombiEngines	139	MultiEngine	147
KombiTools, accessories and parts	142	MultiTools and accessories	148



2022 PRICING

For up to date pricing, download the STIHL app from Google Play or the App Store or visit www.stihl.co.uk



KOMBISYSTEM IN DETAIL

01 CHOOSE FROM ONE OF SIX POWERFUL KOMBIENGINES



02 COMBINE WITH ONE OF OUR MANY KOMBITOOLS AND YOU'RE READY TO GO

Please note that not all products include the features presented here. Only the most important features are described on this page. For further explanations and information, see from page 436 or online at stihl.co.uk.

Ⓢ The KM 56 RC-E cannot be used with a RG-KM rotary cutting head
 Ⓣ KM 131 R, KMA 130 R and KMA 135 R cannot be used with the FSB-KM brushcutter

KOMBIENGINES

KM 56 RC-E

27.2 cm³ • 0.8 kW / 1.1 hp • 4.3 kg[Ⓢ]

For use in the garden and around the house. With STIHL ErgoStart, loop handle, harness and STIHL 2-MIX engine.

STIHL ERGOSTART



Order number 4144 200 0016

KM 94 RC-E

24.1 cm³ • 0.9 kW / 1.2 hp • 4.0 kg[Ⓢ]

For larger gardens and property maintenance. STIHL ErgoStart, ECOSPEED for power control, loop handle, harness and STIHL 2-MIX engine.

STIHL ERGOSTART



Order number 4149 200 0089

KM 111 R

31.4 cm³ • 1.05 kW / 1.4 hp • 4.4 kg[Ⓢ]

For landscapers and property maintenance. Simplified starting and stop button. Large fuel tank, loop handle and STIHL 4-MIX[®] engine.

STIHL 4-MIX[®]



Order number 4180 200 0562

MOTOMIX FUEL MIXTURE



Ready-mixed fuel (1:50) for all STIHL 2-stroke engines. For a full description, see page 339.

11

Order number 7009 874 0103

51

Order number 7009 874 0100



PATENT EP 2031043[Ⓢ]

Ⓢ Weight excluding fuel and Kombitool
 Ⓣ Patented in several European countries
 Ⓤ Explanation of quality marks on page 451
 C = Comfort version
 E = STIHL ErgoStart
 R = Loop handle

£ For up to date pricing, please download the STIHL app or visit www.stihl.co.uk



KM 131 R

36.3 cm³ • 1.4 kW / 1.9 hp • 4.4 kg^①

Powerful engine for professional use. Simplified starting and stop button. Large fuel tank, loop handle and STIHL 4-MIX® engine. KM 131 R cannot be used with the FSB-KM grass trimmer.

STIHL 4-MIX®



Order number **4180 200 0588**

KM 131

36.3 cm³ • 1.4 kW / 1.9 hp • 4.4 kg^①

Powerful engine for professional use. Simplified starting and stop button. Large fuel tank, bike handle and 4-MIX® engine. KM 131 cannot be used with the FSB-KM grass trimmer.

STIHL 4-MIX®



Order number **4180 200 0587**

KMA 130 R

36 V • 3.2 kg^②

Powerful cordless KombiEngine with high torque and low weight. Three power levels for energy-efficient and low-noise work in all applications. Supplied with shoulder harness. Designed for main use with AR L backpack battery use. AP battery operation with the aid of the AP holster with connecting cable, battery belt with harness or AP carrying system (see page 59). The KMA 130 R cannot be used with the FSB-KM brushcutter.



KMA 130 R excluding battery and charger
Order number **4867 011 6820**

Recommended set
KMA 130 R with AR 2000 L, AR L carrying system and AL 500

KMA 135 R

36 V • 3.4 kg^②

Robust and powerful cordless KombiEngine in a contemporary design with an AP battery slot in the power tool. For working in noise sensitive environments. Versatile use due to wide range of STIHL KombiTools. Ergonomic control handle with three-level speed pre-selection and LED display as well as infinitely variable speed control, loop handle, and air filter for long service life. Mounting point for the STIHL Smart Connector 2 A on the power tool housing. The KMA 135 R cannot be used with the FSB-KM brushcutter.



See page 58



ACCESSORIES:
PROTECTIVE FOOT

AP SYSTEM
AP 300 S

KMA 135 R excluding battery and charger
Order number **FA02 011 6800**

Recommended set
KMA 135 R with AP 300 S and AL 500

SMART CONNECTOR 2 A IS COMPATIBLE WITH

- ✓ HLA 135
- ✓ HTA 135
- ✓ KMA 135 R
- ✓ FSA 135 R
- ✓ FSA 135
- ✓ RGA 140
- ✓ HSA 94 R^③
- ✓ HSA 94 T^③
- ✓ MSA 300



PREPARED FOR STIHL CONNECTED

With the STIHL Smart Connector 2 A, it's easy to integrate the KMA 135 R with STIHL connected.



	AP 100	AP 200	AP 300	AP 300 S	AR 1000	AR 2000 L	AR 3000 L
BATTERY POWER^④ (Wh)	94	187	227	281	626	1,015	1,520
WORKING TIME WITH KMA 130 R / KMA 135 R^⑤ (minutes)							
FS-KM Nylon mowing head	Level 1 - 3 14 - 7	Level 1 - 3 28 - 14	Level 1 - 3 36 - 17	Level 1 - 3 45 - 22	Level 1 - 3 100 - 50	Level 1 - 3 160 - 80	Level 1 - 3 250 - 115
MB-KM Grass-cutting blade	Level 1 - 3 25 - 16	Level 1 - 3 50 - 30	Level 1 - 3 70 - 40	Level 1 - 3 100 - 50	Level 1 - 3 200 - 100	Level 1 - 3 310 - 160	Level 1 - 3 430 - 240
FCB-KM Edge trimmer	Level 1 - 3 12 - 7	Level 1 - 3 23 - 12	Level 1 - 3 33 - 18	Level 1 - 3 41 - 22	Level 1 - 3 89 - 47	Level 1 - 3 145 - 75	Level 1 - 3 210 - 110
FCS-KM Straight shaft edge trimmer	Level 1 - 3 25 - 16	Level 1 - 3 50 - 30	Level 1 - 3 70 - 40	Level 1 - 3 100 - 50	Level 1 - 3 200 - 100	Level 1 - 3 310 - 160	Level 1 - 3 430 - 240
NEW HT-KM Pole pruner	Level 1 - 3 22 - 10	Level 1 - 3 42 - 19	Level 1 - 3 63 - 29	Level 1 - 3 78 - 36	Level 1 - 3 171 - 77	Level 1 - 3 275 - 120	Level 1 - 3 320 - 180
RG-KM^⑥ Rotary cutting head	Level 3 28	Level 3 57	Level 3 70	Level 3 85	Level 3 190	Level 3 300	Level 3 450
FH-KM 145° Scrub cutter	Level 1 - 3 62 - 41	Level 1 - 3 123 - 81	Level 1 - 3 185 - 123	Level 1 - 3 229 - 152	Level 1 - 3 501 - 332	Level 1 - 3 810 - 540	Level 1 - 3 1,150 - 790
HL-KM 0° Long-reach hedge trimmer	Level 1 - 3 62 - 41	Level 1 - 3 123 - 81	Level 1 - 3 185 - 123	Level 1 - 3 229 - 152	Level 1 - 3 531 - 332	Level 1 - 3 810 - 540	Level 1 - 3 1,150 - 790
HL-KM 145° Long-reach hedge trimmer	Level 1 - 3 62 - 41	Level 1 - 3 123 - 81	Level 1 - 3 185 - 123	Level 1 - 3 229 - 152	Level 1 - 3 501 - 332	Level 1 - 3 810 - 540	Level 1 - 3 1,150 - 790
BF-KM Pick tine	Level 1 - 3 16 - 13	Level 1 - 3 31 - 25	Level 1 - 3 46 - 37	Level 1 - 3 57 - 46	Level 1 - 3 125 - 99	Level 1 - 3 200 - 160	Level 1 - 3 300 - 230
KB-KM Bristle brush	Level 1 - 3 16 - 13	Level 1 - 3 31 - 25	Level 1 - 3 46 - 37	Level 1 - 3 57 - 46	Level 1 - 3 125 - 99	Level 1 - 3 200 - 160	Level 1 - 3 300 - 230
BG-KM Blower	Level 1 - 3 14 - 6	Level 1 - 3 26 - 10	Level 1 - 3 39 - 15	Level 1 - 3 48 - 19	Level 1 - 3 104 - 39	Level 1 - 3 170 - 60	Level 1 - 3 245 - 90

PAGE 385

DYNAMIC BT-PC FACE AND HEARING PROTECTION SET

Hearing protection headset with visor and Bluetooth® function to make work more enjoyable.

£ For up to date pricing, please download the STIHL app or visit www.stihl.co.uk

▲ Models no longer available. Working times shown are for existing owners
! Only while stocks last!

R = Loop handle

① Weight excluding fuel and KombiTool
② Weight excluding battery and KombiTool
③ Ear protection must be worn when using the BG-KM blower
④ Explanation of symbols on page 436

④ Power capacity according to the specifications of the cell manufacturer. The actual power capacity available during operation is lower, to increase service life
⑤ The battery working times and area specifications for each battery charge are estimates and may vary depending on how the tool is used and what is being cut

⑥ Only available as Level 3
⑦ 2022 version

Battery working time information for AP 500 S is currently not available



KOMBITOOLS, ACCESSORIES AND PARTS

- Practical KombiTools for different tasks
- Switch between tools in no time
- An extensive range of accessories

For up to date pricing, please download the STIHL app or visit www.stihl.co.uk



FS-KM BRUSHCUTTER^①

Ideal for clearing along walls or fences, under hedges or along paths. AutoCut C 26-2 mowing head, total length 94 cm^②, weight 1.2 kg^③.



Order number **4180 200 0687**

MB-KM BRUSHCUTTER^①

Ideal for lawn areas with tough grass. GrassCut 230-2 grass-cutting blade, total length 94 cm^②, weight 1.2 kg^③.



Order number **4180 200 0475**

FSB-KM GRASS TRIMMER^①

Ideal for trimming in restricted spaces. AutoCut C 6-2 mowing head, curved shaft. Not suitable for KM 131, KM 131 R, KMA 130 R and KMA 135 R KombiEngines, total length 77 cm^②, weight 0.7 kg^③.



Order number **4137 740 5008**

FCB-KM EDGE TRIMMER^①

Bent shaft edger for edging along paths, driveways or flowerbeds. Adjustable working depth, total length 92 cm, weight 2.0 kg.



Order number **4180 740 5002**

ACCESSORIES: EDGE TRIMMER (REPLACEMENT BLADE) (NOT PICTURED)

Length **20 cm / 8"**
Order number **4133 713 4101**

FCS-KM STRAIGHT SHAFT EDGE TRIMMER^①

Professional straight shaft lawn edger for edging along paths, driveways or flowerbeds. Adjustable working depth, weight 2.6 kg.




Order number **4180 740 5008**

For up to date pricing, please download the STIHL app or visit www.stihl.co.uk

RG-KM ROTARY CUTTING HEAD^①

For effective and low-spin removal of weeds and grass from a range of surfaces such as gravel, asphalt, and paved areas. Reciprocating blades. Not suitable for KM 56 RC-E KombiEngine, total length 112 cm, weight 2.5 kg.



Order number **4180 740 5006**

BF-KM PICK TINE^①

For aerating and cultivating soil. Working width 22 cm, includes guard, total length 100 cm, weight 4.1 kg.



Order number **4601 740 5000**

KB-KM BRISTLE BRUSH^①

Removes dirt from paved areas, paths and driveways. Stiff bristles, backward rotating brush, including guard. Working width 60 cm, including guard, total length 125 cm, weight 6.4 kg^②.



Order number **4601 740 4905**

BG-KM BLOWER^①

Clears paths and open spaces of leaves and grass cuttings. High blowing power, total length 89 cm, weight 1.8 kg.



Order number **4606 740 5000**

ACCESSORIES: CURVED FLAT NOZZLE



Order number **4606 701 8301**

NEW HT-KM POLE PRUNER^③


Cuts high branches with precision. Compact design with an integrated bearing line, 1/4" P - PM3 saw chain. Total length 128 cm^②. Weight 1.6 kg^②.



Bar length **30 cm / 12"**
Order number **4182 200 0212**

FH-KM 145° SCRUB CUTTER^①

For cutting close to the ground and mowing in narrow spaces. e.g car parks and traffic islands. Adjustable angle gear head. Space-saving storage position. Total length 126 cm, weight 2.2 kg.



Bar length **25 cm / 10"**
Order number **4243 740 5006**

HL-KM 145° LONG-REACH HEDGE TRIMMER

For demanding work on high hedges and for work close to the ground. Angle can be easily adjusted in increments depending on the job, space saving storage position. Total length 148 - 158 cm, weight 2.4 kg.



Bar length **50 cm / 20"**
Order number **4243 740 5003**

Bar length **60 cm / 24"**
Order number **4243 740 5008**

HL-KM 0° LONG-REACH HEDGE TRIMMER

Ideal for shaping high and wide hedges. Total length 107 cm, weight 1.7 kg.



Bar length **50 cm / 20"**
Order number **4243 740 5000**

ANGLED GEARHEAD

For use with the HT-KM and HL-KM 0° KombiTools.



Order number **4138 640 0201**

TIP PROTECTOR

Made of stainless steel. Protects the tips of the cutter from wear while working close to walls or the ground.



Order number **4237 792 9006**

- ① Suitable for all KombiEngines
- ② Excluding cutting tool and guard
- ③ Only suitable for KombiEngines with loop handle (R)
- ④ The actual bar length is shorter than the bar length stated

- ⑤ Including guide bar and saw chain
- ⑥ Excluding guide bar and saw chain
- ⑦ Weight includes guard
- ⑧ Explanation of quality marks on page 451





EFFORTLESS GRASS AND WEED REMOVAL

With the RG-KM KombiTool, you can deal with grass and weeds on gravel as well as asphalt and paved surfaces. The RG-KM utilises an efficient working principle: its upper and lower blades move back and forth at approximately 30° to one another. The low rotational energy enables low-spin mowing along streets, curb edges, and traffic islands, with a reduced safety distance of 3 metres to objects and vehicles and 5 metres to people. In addition, this power tool tends not to clog with cuttings. Removing weeds used to be a strenuous task, but the powerful cutting of the RG-KM handles it in a way that's straightforward and effective. The grass and weed trimmer is also available as an RG tool attachment for STIHL brushcutters, see page 233.

RTS HARNESS

For prolonged use. Can be adjusted to the user's size, and enables effortless and ergonomic work.



Pole pruners:
HT 105, HT 135, HTA 66, HTA 86, HTA 135

KombiEngines with HT-KM or HL-KM attachment:
KM 56 RC-E, KM 94 RC-E, KM 111 R, KM 131 R

Long-reach hedge trimmers:
HL 92 C-E, HL 94 C-E, HLA 66, HLA 86, HLA 135, HLE 71

Cannot be used with:
KMA 130 R, KMA 135 R, HL 92 KC-E

Order number **0000 790 4400**

CARRY BAG



Perfect for transporting and storing the tool together with the FS-KM or HL-KM KombiTools.

Suitable for KMA 130 R, KMA 135 R, HSA 56, HSA 66, HSA 86, HLA 56, BGA 86, BGA 100 and all KombiEngines with a loop handle

Order number **0000 881 0507**

SHAFT EXTENSIONS

Made of aluminium. Extends range by 50 cm / 20", weight 0.6 kg.



For HT-KM and HL-KM KombiTools

Order number **0000 710 7100**



Made of carbon fibre. Shaft extension 1 m, aluminium outer shaft, extra-light, weight 0.9 kg.

For HT-KM and HL-KM KombiTools

Order number **0000 710 7102**

SUPPORT CUSHION SET

Support cushion with belt adapter for securing the support cushion to the battery belt with harness on the AP carrying system or the AR L carrying system.



For BGA 100, KMA 130 R, KMA 135 R, FSA 130, FSA 130 R, FSA 135, FSA 135 R, RGA 140

Order number **0000 007 1045**

NEW SERVICE KITS



STIHL's KombiEngine service kits contain everything needed to carry a routine service on the engine of a STIHL KombiEngine. Keeping on top of the maintenance of your tools helps it to maintain optimum performance and the reliability expected of the tool. There is a QR code on the box which can be scanned with a smartphone camera app to take you to how to video's on how to change each component.

Each service kit comes with the following:

- 1 x Air filter
- 1 x Spark plug
- 1 x Fuel filter

Service Kit 26 for KM 56 (Also suitable for FS 40, FS 50, FS 56, FS 70, HT 56)
Order number **4144 007 4100**

Service Kit 28 for KM 94
Order number **4149 007 4103**

Service Kit 30 for KM 111 (Also suitable for HT 103, FS 89, FS 91, FS 111)
Order number **4180 007 4102**

Service Kit 31 for KM 131 (Also suitable for HT 133, BT 131, FR 131, FS 131, FS 311)
Order number **4180 007 4103**



PROFESSIONAL TIP

POWER TOOLS WITH A SOCKET^①

For an affordable alternative to the Set AR L battery and the AR L carrying system, you can purchase an AP battery, AP holster with connecting cable and the battery belt with harness.

FOR MORE INFORMATION, SEE **PAGE 59**

Order number	Displacement (cm ³)	Power output (kW / hp)	Rated voltage (V)	Weight (kg)	Sound pressure level ^② (dB(A)) ^③	Sound power level ^② (dB(A)) ^③	Vibration level left / right ^② (m/s ²) ^③	STIHL engine (2-MIX / 4-MIX [®]) / STIHL cordless power system	In combination with BG-KM: Blowing force (N)	In combination with BG-KM: Max. air speed (m/s)	In combination with BG-KM: Air throughput (m ³ /h) with round nozzle ^④	Length to coupling sleeve (cm)	STIHL ErgoStart	Automatic decompression	Loop handle	Harness	STIHL Smart Connector 2 A	
PETROL KOMBIENGINES																		
KM 56 RC-E	4144 200 0016	27.2	0.8 / 1.1	-	4.3 ^②	96	109	8.5 / 8.2	2-MIX	16	71	845	84	●	-	●	●	-
KM 94 RC-E	4149 200 0089	24.1	0.9 / 1.2	-	4.0 ^②	95	110	8.2 / 7.9	2-MIX	16	71	845	90	●	-	●	●	-
KM 111 R	4180 200 0562	31.4	1.05 / 1.4	-	4.4 ^②	99	109	7.2 / 6.4	4-MIX [®]	18	74	885	92	-	●	●	●	-
KM 131	4180 200 0587	36.3	1.4 / 1.9	-	4.8 ^②	100	110	5.0 / 4.2	4-MIX [®]	21	81	965	92	-	●	-	●	-
KM 131 R	4180 200 0588	36.3	1.4 / 1.9	-	4.4 ^②	101	110	6.1 / 6.5	4-MIX [®]	21	81	965	92	-	●	●	●	-
CORDLESS KOMBIENGINES																		
KMA 130 R	4867 011 6820	-	-	36	3.2 ^②	91	102	5.0 / 5.0	AP System	15	67	815	92	-	-	●	●	-
KMA 135 R	FA02 011 6800	-	-	36	3.4 ^②	91	104	5.0 / 3.7	AP System	15	68	812	96	-	-	●	●	○

£ For up to date pricing, please download the STIHL app or visit www.stihl.co.uk

● As standard
○ Retrofittable (accessory)

C = Comfort version
E = STIHL ErgoStart
R = Loop handle

① K-factor according to Dir. 2006 / 42 / EC = 2.0 dB(A)
② Maximum values for KombiTools that can be used
③ K-factor according to Dir. 2006 / 42 / EC = 2 m/s²

④ In blower mode
⑤ Weight excluding fuel and KombiTool
⑥ Weight excluding battery and KombiTool

⑦ AP System tools with a socket:
FSA 130 / 130 R, HSA 94 R / 94 T, KMA 130 R, BGA 100 / 200



MULTISYSTEM IN DETAIL



TECHNOLOGY

- 01 ENGINE TECHNOLOGY WITH LONG LIFE AIR FILTER**
To make starting simple, the carburettor is equipped with a manual fuel pump. The accelerator pump ensures responsive revving. The innovative air filter protects the engine from dust and dirt.
- 02 MULTI-FUNCTION HANDLE**
All the engine control functions are at your fingertips. This makes it easy and reliable to use.

CONVENIENCE

- 03 TRANSPORT HANDLE**
The STIHL MultiSystem can be comfortably loaded into and out of cars thanks to the transport handle.
- 04 FOLDING FRAME**
The STIHL MultiSystem can be quickly and easily folded away even with a tool attached, allowing it to be conveniently transported and stored.

Please note that not all products include the features presented here. Only the most important features are described on this page. For further explanations and information, see from page 436 or online at stihl.co.uk.

MULTIENGINE

- For a variety of tasks: for lawn care, soil cultivation and surface cleaning
- Powerful MultiEngine
- Can be combined with a variety of MultiTools
- Folding frame for easy transportation

For up to date pricing, please download the STIHL app or visit www.stihl.co.uk



WHEEL KIT INCLUDED



See page 149



MM 56

27.2 cm³ • 0.85 kW / 1.2 hp • 8.3 kg[Ⓞ]

For a very wide range of tasks in lawn maintenance, soil cultivation and surface cleaning. A wide range of STIHL MultiTools, folding frame for easy transport, simplified start-up sequence for comfortable starting, stop button, and paper air filter.

Order number **4604 000 0000**

Order number	Displacement (cm ³)	Power output (kW / hp)	Weight [Ⓞ] (kg)	Sound pressure level [Ⓞ] (dB(A))	Sound power level [Ⓞ] (dB(A))	Vibration level left / right [Ⓞ] (m/s ²)
MM 56	27.2	0.85 / 1.2	8.3	94	102	4.1 / 5.1

MULTIENGINE

MM 56 4604 200 0000 27.2 0.85 / 1.2 8.3 94 102 4.1 / 5.1

PATENT EP 2031043[Ⓞ]

MOTOMIX FUEL MIXTURE



Ready-mixed fuel (1:50) for all STIHL 2-stroke engines. For a full description, see page 339.

11
Order number **7009 874 0103**

51
Order number **7009 874 0100**



MORE FUELS AND LUBRICANTS

SEE FROM PAGE 336

For pricing, please download the STIHL app or visit www.stihl.co.uk

Ⓞ Weight excluding fuel and MultiTool
 Ⓞ K factor according to Dir. 2006 / 42 / EC = 2.0 dB(A)
 Ⓞ K factor according to Dir. 2006 / 42 / EC = 2 m/s²
 Ⓞ Patented in several European countries
 Ⓞ Explanation of quality marks on page 451



MULTITOOLS AND ACCESSORIES

- Practical MultiTools for a variety of garden tasks
- Easy to swap attachments

For up to date pricing, please download the STIHL app or visit www.stihl.co.uk



BF-MM PICK TINE

Breaks up heavy, loamy soil. Ideal for recultivating and loosening the soil, working width 22 cm, weight 2.0 kg.



Order number **4601 740 4605**

BK-MM BOLO TINE

Ideal for precision work. Spreads fine, sandy soil and crumbles large sods of earth, working width 22 cm, weight 2.0 kg.



Order number **4601 740 4606**

FC-MM LAWN EDGE TRIMMER[Ⓢ]

Neatly cuts edges allowing for enough depth to reach the roots, weight 0.8 kg.



Order number **4601 740 4603**

RL-MM SCARIFIER[Ⓢ]


Improves root growth. Perforates the lawn surface to ensure optimal supply of nutrients and ventilation, working width 20 cm, weight 2.0 kg.



Order number **4601 740 4600**

MF-MM DETHATCHER[Ⓢ]

Removes moss and matted growth from the lawn surface, includes guard extension and apron, working width 50 cm, weight 8.3 kg.



Order number **4601 740 4601**

KW-MM POWER SWEEP[Ⓢ]

Ideal for sweeping footpaths and roads. Removes dirt, sand, small stones and leaves. Excludes guard extension, working width 60cm / 24", weight 3.7 kg.



Order number **4601 740 4604**

KB-MM BRISTLE BRUSH[Ⓢ]

Removes dirt from paved areas, paths and driveways, including guard extension, working width 60cm / 24", weight 4.2 kg.



Order number **4601 740 4602**

WHEEL KIT

Allows the tool to be lifted slightly, thus reducing the resistance from friction when dethatching, brushing and sweeping for better manoeuvrability, weight 2.8 kg.



For FC-MM[Ⓢ], RL-MM[Ⓢ], MF-MM[Ⓢ], KW-MM[Ⓢ] and KB-MM[Ⓢ]
Order number **4601 007 1008**

WEIGHT KIT

A useful tool for cultivating and crumbling tasks. Increases the pressure on the tool for improved deep penetration into the ground, weight 4.0 kg.



For BF-MM and BK-MM
Order number **4601 730 4500**

CULTIVATOR BLADE

Varies the working depth and speed when cultivating soil by slightly lifting and lowering the tool into and out of the soil.



Order number **4601 740 4800**

For up to date pricing, please download the STIHL app or visit www.stihl.co.uk

[Ⓢ] Wheel kit recommended
[Ⓣ] Wheel kit required



CONSTRUCTION TOOLS FOR THE TOUGHEST JOBS.

Concrete cutters and accessories	154	Accessories and parts for cut-off machines	160
Cut-off machines	157	Cutting wheels	162



2022 PRICING

For up to date pricing, download the STIHL app from Google Play or the App Store or visit www.stihl.co.uk



CONCRETE CUTTERS IN DETAIL



TECHNOLOGY

01 LONG-LIFE AIR FILTER SYSTEM

The air filter system keeps even the finest dust away from the engine which means a longer service life. Thanks to special materials, the filter can be washed with STIHL Varioclean and warm water.

02 STIHL 2-MIX ENGINE

The STIHL 2-MIX engine is both powerful and economical. Separating the exhaust emissions from the unburnt gas minimises scavenging losses, and therefore increases the power output while reducing consumption. See www.stihl.co.uk for more information on 2-MIX technology.

03 DIAMOND CONCRETE CUTTER CHAINS

We offer the right diamond cutter chain for every use, ensuring quiet, low-vibration work. The 36 GBE and 36 GBM chains have pre-sharpened diamond segments and LowStretch technology for wet cutting of stone and concrete. The 36 GGM has diamond-coated steel segments for the wet cutting of ductile cast iron pipes.

04 GUIDE BARS WITH WATER SUPPLY

The guide bars are fitted with water channels that wash and cool the chain, the groove in the guide bar and the sprocket nose. This ensures the long service life of the bar and chain, while also minimising the production of dust.

CONVENIENCE

05 SIDE-MOUNTED CHAIN TENSIONING

The side-mounted chain tensioning makes it easy to safely tension the chain.

06 WATER CONNECTION WITH DOSING TAP

The quick-release coupling enables easy connection to a water supply. Using the dosing tap, it is easy to set the water quantity for suppressing dust as well as for cooling and cleaning the chain.



WET CUTTING

This symbol stands for wet cutting and indicates the use of water while cutting. The water suppresses the creation of dust and helps to cool and lubricate the tool.



LOWSTRETCH TECHNOLOGY

This symbol stands for LowStretch technology. A special hard coating protects the rivets and drive links from wear. This reduces chain elongation.



PROFESSIONAL TIP

The GS 461 concrete cutter perfectly complements the classic cut-off machine - for example it's ideal for precisely making corner cuts. First, the corners are pre-cut (pierced) using the concrete cutter and then the long, straight cuts are carried out using the cut-off machine. When using both tools, even larger openings can be cut efficiently and precisely. Depending on the cutting attachment selected, the GS 461 is suitable for a range of applications and materials. The 36 GGM diamond cutter chain for example, consists of diamond-coated steel segments and is ideal for wet cutting of ductile cast iron pipes in channel and pipeline engineering. The 36 GGM diamond cutter chain offers excellent cutting performance for plunge cuts and cross cuts, and enables the use of the concrete cutter even in hard-to-access and restricted spaces.

Note: The materials excavated when working with concrete cutters and cut-off machines can be heavy. It is advisable to determine this first and, if required, divide the material to be removed into several pieces.

CONCRETE CUTTERS AND ACCESSORIES

- For professional construction workers
- For wet cutting of concrete, stone and masonry
- For wet cutting of ductile cast iron pipe
- Ideal for cutting out corners and wall openings
- Perfectly complements the cut-off machine

For up to date pricing, please download the STIHL app or visit www.stihl.co.uk



GS 461

76.5 cm³ • 4.3 kW / 5.8 hp • 7.6 kg^①

Handles like a chainsaw, with the power of a cut-off machine. Side-mounted chain tensioning, STIHL anti-vibration system, water connection, decompression valve, STIHL ElastoStart, wear-resistant starter cord, HD2 filter, fuel tank, which can be filled when upright, with tool-free fuel cap. For wet cutting of concrete and hard stone, includes 16" GBM bar and 16" GBM chain.

Bar length **40 cm / 16"**^②
Order number **4252 200 0048**

GUIDE CLAW

Guide and support when cutting through concrete and brickwork. Made of hardened, galvanized steel.



For GS 461
Order number **4252 660 0900**



PATENT EP 2031043^③

MOTOMIX FUEL MIXTURE

Ready-mixed fuel (1:50) for all STIHL 2-stroke engines. For a full description, see page 339.

11
Order number **7009 874 0103**

51
Order number **7009 874 0100**

55 l
Order number **7009 871 0347**

200 l
Order number **7009 871 0348**

For up to date pricing, please download the STIHL app or visit www.stihl.co.uk

Only while stocks last!



36 GBE DIAMOND CUTTER CHAIN^④



Entry-level chain for quick, steady and low-vibration wet cutting. Especially suitable for abrasive building material such as brick and lime sand brick, pre-sharpened diamond segments, with LowStretch technology.

Bar length **30 cm / 12"**^②
Order number **3211 050 0054**

Bar length **40 cm / 16"**^②
Order number **3211 050 0064**



36 GBM DIAMOND CUTTER CHAIN^④



For quick, smooth and low-vibration wet cutting through concrete and hard stone. Limited suitability for cutting brick. Pre-sharpened diamond segments, with LowStretch technology.

Bar length **30 cm / 12"**^②
Order number **3210 050 0054**

For guide bar **3006 000 1513**
Bar length **40 cm / 16"**^②
Order number **3213 050 0064**



36 GGM DIAMOND CUTTER CHAIN^④



Ideal for quiet, precise and minimum-vibration wet cutting of ductile cast iron pipe in channel and pipeline engineering. Enables cuts to be made in difficult cutting positions as well as difficult-to-access locations. Steel segments coated with diamonds ensure excellent cutting performance during plunge cuts and cross cuts.

Bar length **45 cm / 18"**^②
Order number **3212 000 0070**



ROLLOMATIC G GUIDE BAR

With water channels in guide bar and sprocket nose. Specially developed for the GS 461, the bar has two holes for extending the tensioning range, hardened chain track.

For diamond cutter chains **36 GBE** and **36 GBM**
Bar length **30 cm / 12"**^②
Order number **3006 000 1205**

Bar length **40 cm / 16"**^②
Order number **3006 000 1513**

For **36 GGM** diamond cutter chain
Bar length **45 cm / 18"**^②
Order number **3006 000 1417**

Order number	Bar length ^② (cm / inches)	Displacement (cm ³)	Power output (kW / hp)	Weight ^① (kg)	Sound pressure level ^⑤ (dB(A))	Sound power level ^⑥ (dB(A))	Vibration level left / right ^⑦ (m/s ²)	STIHL engine (2-MIX / 4-MIX ^⑧)	Saw chain pitch	STIHL diamond cutter chain	Side-mounted chain tensioning	Decompression valve	STIHL anti-vibration system	STIHL ElastoStart	HD2 filter	Tool-free fuel cap	Water connection	Wear-resistant starter cord
GS 461	4252 200 0048	40 / 16	76.5	4.3 / 5.8	7.6	105	115	4.5 / 4.0	2-MIX	3/8"	GBM	•	•	•	•	•	•	•


• As standard
 ① Weight excluding fuel, guide bar and diamond cutter chain
 ② The actual bar length is shorter than the bar length stated
 ③ Diamond cutter chains include a rim sprocket
 ④ K-factor according to Dir. 2006 / 42 / EC = 2,0 dB(A)
 ⑤ K-factor according to Dir. 2006 / 42 / EC = 2 m/s²
 ⑥ Explanation of quality marks on page 451
 ⑦ Patented in several European countries



CUT-OFF MACHINES IN DETAIL



TECHNOLOGY

- 01 STIHL INJECTION**
 Electronically controlled fuel injection ensures smooth-running at all times and reduces fuel consumption.
- 02 ELECTRONIC WATER CONTROL**
 The water supply switches on and off automatically. It is easy to meter the water supply via simple buttons.
- 03 LONG-LIFE AIR FILTER SYSTEM WITH CYCLONE AIR ROUTING**
 The filter has a service life of up to one year (depending on the operating conditions) and doesn't require regular cleaning.

CONVENIENCE

- 04 STIHL ANTI-VIBRATION SYSTEM**
 Our anti-vibration system reduces handle vibrations, so you'll find the tool less tiring and more comfortable to use – especially when you're freehand cutting.
- 05 WATER CONNECTION**
 A water connection comes as standard and supplies the cutting wheel with water for wet cutting, resulting in less dust.
- 06 TOOL-FREE FUEL CAP**
 Special caps mean you can open and close the tank cap quickly, easily and without tools.
- 07 MAGNESIUM GUARD**
 The cutting wheel guard is not only ergonomically designed, but it's made of die-cast magnesium and is remarkably light.

Please note that not all products include the features presented here. Only the most important features are described on this page. For further explanations and information, see from page 436 or online at stihl.co.uk.

CUT-OFF MACHINES




TS 410^①
 66.7 cm³ • 3.2 kW / 4.4 hp • 9.5 kg^②

Light and manageable cut-off machine. For 300 mm / 12" cutting wheels to cut up to 100 mm deep. STIHL anti vibration system ensures low vibration levels to achieve a very precise cut. Long-life air filter system, strength saving start-up process thanks to the decompression valve, economical STIHL 2-MIX engine.

Order number **4238 011 2800**

- Ideal for heavy duty cutting on construction sites
- Can cut concrete, stone, asphalt, metal and brick
- Robust and powerful

 For up to date pricing, please download the STIHL app or visit www.stihl.co.uk




TS 420^①
 66.7 cm³ • 3.2 kW / 4.4 hp • 9.7 kg^②

An all-purpose cut-off machine. For 350 mm / 14" cutting wheels to cut up to 125 mm deep. STIHL anti vibration system ensures low vibration levels to achieve a very precise cut. Long-life air filter system, strength-saving start-up process thanks to the decompression valve, economical STIHL 2-MIX engine.

Order number **4238 011 2810**

MOTOMIX FUEL MIXTURE

 **PATENT EP 2031043**^③
 Ready-mixed fuel (1:50) for all STIHL 2-stroke engines. For a full description, see page 339.

11
 Order number **7009 874 0103**

51
 Order number **7009 874 0100**

 For up to date pricing, please download the STIHL app or visit www.stihl.co.uk

- ① Delivery does not include a cutting wheel
- ② Delivery includes composite resin cutting wheel for structural and stainless steel
- ③ Weight excluding fuel and cutting wheel
- ④ Explanation of quality marks on page 451
- ⑤ Patented in several European countries



**TS 440**^①66.7 cm³ • 3.2 kW / 4.4 hp • 11.1 kg^②

Cut-off machine with expanded guard adjustment range and STIHL QuickStop™ cutting wheel brake technology which is capable of stopping the rotation of the cutting wheel in a fraction of a second if kickback occurs. For 350 mm / 14" cutting wheels. This movable guard can be rotated, making it an efficient tool for cutting and undercutting pipes, and for use in areas that are difficult to access. Equipped with electronic water control, long-life air filter system.

Order number **4238 011 2820****TS 480i**^①72.2 cm³ • 3.9 kW / 5.3 hp • 10.0 kg^②

The electronically controlled fuel injection guarantees outstanding running characteristics and high torque. For 300 mm / 12" cutting wheels. With just one start position, the device is particularly easy to start. Together with the STIHL anti-vibration system, which ensures especially low vibration levels, the tool helps you to achieve a very precise cut. Electronic water control for easy water supply metering. STIHL ElastoStart and the decompression valve make starting the machine notably easier.

Order number **4250 011 2804****TS 500i**^①72.2 cm³ • 3.9 kW / 5.3 hp • 10.2 kg^②

An all-purpose cut-off machine with STIHL Injection. For 350 mm / 14" cutting wheels to cut up to 125 mm deep. Electronically controlled fuel injection ensures straight forward operation and optimal running performance. With just one start position, the machine is particularly easy to start. Electronic water control for easy water supply metering. STIHL anti-vibration system, combined with STIHL injection ensures low vibration levels to help achieve a very precise cut. STIHL ElastoStart and the decompression valve make starting the machine notably easier. High torque, with economical STIHL 2-MIX engine.

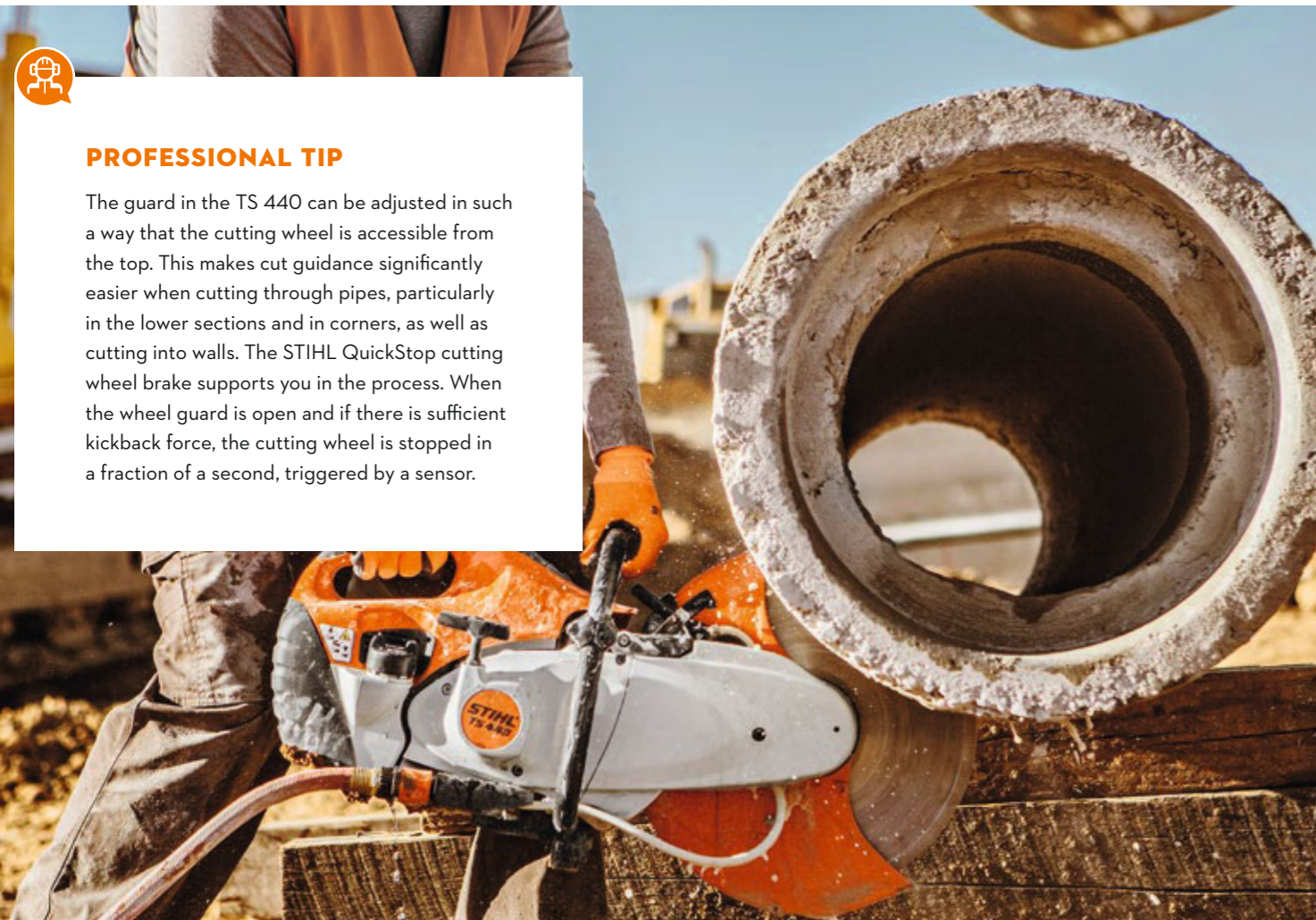
Order number **4250 011 2810****TSA 230**^①36 V • 3.9 kg^③

Quick, convenient and simple to use cut-off machine with 230 mm / 9" cutting wheel for wet cutting. Particularly useful for roof tiles and metalwork. Easy to control, light weight yet powerful. Suitable for indoor and outdoor use, up to 70 mm / 2.7" cutting depth, water connection with on / off valve and hose coupling. Tool free spindle lock, maintenance free belt drive. **Working time with recommended AP 300 battery is up to 18 minutes.**

TSA 230 excluding battery and charger
Order number **4864 011 6600**

Recommended set

TSA 230 with AP 300 and AL 500

**PROFESSIONAL TIP**

The guard in the TS 440 can be adjusted in such a way that the cutting wheel is accessible from the top. This makes cut guidance significantly easier when cutting through pipes, particularly in the lower sections and in corners, as well as cutting into walls. The STIHL QuickStop cutting wheel brake supports you in the process. When the wheel guard is open and if there is sufficient kickback force, the cutting wheel is stopped in a fraction of a second, triggered by a sensor.

**TS 800**^①98.5 cm³ • 5.0 kW / 6.8 hp • 12.7 kg^②

Powerful cut-off machine. For 400 mm / 16" cutting wheels with cutting depth of 145 mm / 5.7". Reduced weight due to magnesium guard. Can be operated by hand or with the FW 20 cart. Equipped with decompression valve and STIHL ElastoStart for strength saving start-up process and the long-life air filter system. Economical STIHL 2-MIX engine.

Order number **4224 011 2820****APPROPRIATE CUTTING WHEELS**

SEE FROM PAGE 162

PAGE **393****ULTRASONIC SAFETY GLASSES**

Suitable for the emergency services saw and cut-off saws. Ideal in low-light, bright sunlight or dusty conditions.



ACCESSORIES AND PARTS FOR CUT-OFF MACHINES

- Accessories that allow your cut-off machine to do more and make it easier to use
- A cart helps you make precise cuts for longer distances
- Simple, tool-free assembly/disassembly of the cut-off machine

For up to date pricing, please download the STIHL app or visit www.stihl.co.uk



NEW SERVICE KITS

STIHL's cut-off machine service kits contain everything needed to carry a routine service on the engine of a STIHL cut-off machine. Keeping on top of the maintenance of your tools helps it to maintain optimum performance and the reliability expected of the tool. There is a QR code on the box which can be scanned with a smartphone camera app to take you to how to video's on how to change each component.

Each service kit comes with the following:

- 1 x Air filter
- 1 x Auxiliary filter
- 1 x Spark plug
- 1 x Fuel filter

Service Kit 32 for TS 700, TS 800
Order number **4224 007 4100**

Service Kit 35 for TS 410, TS 420, TS 440
Order number **4238 007 4102**

QUICK-MOUNTING SYSTEM CONVERSION KIT

For the FW 20 cart.

For TS 400
Order number **4223 790 0702**

For TS 410, TS 420, TS 480i, TS 500i
Order number **4250 790 0702**

For TS 700, TS 800
Order number **4224 790 0705**



	Order number	Displacement (cm ³)	Power output (kW / hp)	Rated voltage (V)	Weight (kg)	Sound pressure level ^① (dB(A))	Sound power level ^② (dB(A))	Vibration level left / right ^③ (m/s ²)	STIHL engine (2-MIX / 4-MIX [®]) / STIHL cordless power system	Total length (cm)	Cutting wheel (mm / inches)	Max. cutting depth (mm)	Decompression valve	STIHL anti-vibration system	STIHL ElastoStart	Water connection	Wear-resistant starter cord	Magnesium guard	Electronic water control	QuickStop cutting wheel brake	Cyclone routing	STIHL Injection	
PETROL CUT-OFF MACHINES[®]																							
TS 410	4238 011 2800	66.7	3.2 / 4.4	-	9.5 ^①	98 ^②	109 ^③	3.9 / 3.9	2-MIX	67.5	300 / 12	100	•	•	○	•	•	•	-	-	•	-	
TS 420	4238 011 2810	66.7	3.2 / 4.4	-	9.7 ^①	98 ^②	109 ^③	3.9 / 3.9	2-MIX	72.0	350 / 14	125	•	•	○	•	•	•	-	-	•	-	
TS 440	4238 011 2820	66.7	3.2 / 4.4	-	11.1 ^①	98 ^②	109 ^③	3.6 / 3.9	2-MIX	72.7	350 / 14	125	•	•	○	•	•	•	•	•	•	-	
TS 480i	4250 011 2804	72.2	3.9 / 5.3	-	10.0 ^①	98 ^②	112 ^③	2.2 / 2.2	2-MIX	68.2	300 / 12	100	•	•	•	•	•	•	•	•	-	•	•
TS 500i	4250 011 2810	72.2	3.9 / 5.3	-	10.2 ^①	98 ^②	112 ^③	2.4 / 2.0	2-MIX	73.0	350 / 14	125	•	•	•	•	•	•	•	•	-	•	•
TS 800	4224 011 2820	98.5	5.0 / 6.8	-	12.7 ^①	101 ^②	114 ^③	6.5 / 3.9	2-MIX	89.0	400 / 16	145	•	•	•	•	○	•	-	-	•	-	
CORDLESS CUT-OFF MACHINES[®]																							
TSA 230	4864 011 6600	-	-	36	3.9 ^①	103 ^②	114 ^③	3.5 / 3.5	AP System	55.0	230 / 9	70	-	-	-	•	-	•	-	-	-	-	

For up to date pricing, please download the STIHL app or visit www.stihl.co.uk

- As standard
- Retrofittable (accessory)



PROFESSIONAL TIP

The FW 20 cart can be folded up for easy storage and one person can transport it effortlessly. When combined with the quick mounting conversion kit, you can switch from having a cart-mounted cut off machine to a hand-held cut-off machine in no time at all.

Weight (kg)	Sound pressure level ^① (dB(A))	Sound power level ^② (dB(A))	Vibration level left / right ^③ (m/s ²)	STIHL engine (2-MIX / 4-MIX [®]) / STIHL cordless power system	Total length (cm)	Cutting wheel (mm / inches)	Max. cutting depth (mm)	Decompression valve	STIHL anti-vibration system	STIHL ElastoStart	Water connection	Wear-resistant starter cord	Magnesium guard	Electronic water control	QuickStop cutting wheel brake	Cyclone routing	STIHL Injection
9.5 ^①	98 ^②	109 ^③	3.9 / 3.9	2-MIX	67.5	300 / 12	100	•	•	○	•	•	•	-	-	•	-
9.7 ^①	98 ^②	109 ^③	3.9 / 3.9	2-MIX	72.0	350 / 14	125	•	•	○	•	•	•	-	-	•	-
11.1 ^①	98 ^②	109 ^③	3.6 / 3.9	2-MIX	72.7	350 / 14	125	•	•	○	•	•	•	•	•	•	-
10.0 ^①	98 ^②	112 ^③	2.2 / 2.2	2-MIX	68.2	300 / 12	100	•	•	•	•	•	•	•	-	•	•
10.2 ^①	98 ^②	112 ^③	2.4 / 2.0	2-MIX	73.0	350 / 14	125	•	•	•	•	•	•	•	-	•	•
12.7 ^①	101 ^②	114 ^③	6.5 / 3.9	2-MIX	89.0	400 / 16	145	•	•	•	•	○	•	-	-	•	-
3.9 ^①	103 ^②	114 ^③	3.5 / 3.5	AP System	55.0	230 / 9	70	-	-	-	•	-	•	-	-	-	-

i = STIHL Injection

- ① K-factor according to Dir. 2006 / 42 / EC = 2,0 dB(A)
- ② K-factor according to Dir. 2006 / 42 / EC = 2 m/s²
- ③ Delivery includes composite resin cutting wheel for structural and stainless steel

- Weight excluding fuel and cutting wheel
- Weight excluding battery and cutting wheel
- Measurement according to ISO 19432
- Measurement with abrasive cutting wheels according to EN 60745-2-22

FW 20 CART WITH ATTACHMENT KIT

For accurate cuts over long distances, with depths accurate to the millimetre. Suitable for all hand-held STIHL cut-off machines, an attachment kit with a quick-mounting system is included.



For TS 400
Order number **7009 200 0061**

For TS 410, TS 420, TS 480i, TS 500i
Order number **7009 200 0054**

For TS 700, TS 800
Order number **7009 200 0055**



ATTACHMENT SET FOR WATER TANK

13.0 kg.
With coupling sleeve.

For FW 20 cart
Order number **4224 007 1018**



CUTTING DIRECTION INDICATOR

For FW 20 cart
Order number **4205 007 1009**



PRESSURISED WATER CONTAINER

For mobile water supply to cut-off machines on construction sites with no water connections.

Not recommended for the GS 461.



For all TS and TSA models
Order number **0000 670 6000**

WHEEL SET



Attachment kit for the front foot. The cut-off machine is supported on flat surfaces, smooth-running wheels facilitate moving the tool.

For TS 410, TS 420, TS 480i, TS 500i, TS 700 and TS 800
Order number **4224 007 1014**



DEPTH STOP

The depth stop with vacuum support enables dust-free cutting of mineral construction materials on flat surfaces. Exact and continuously adjustable cutting depth possible.

For TSA 230
Order number **4864 690 0801**

MOTOMIX FUEL MIXTURE



PATENT EP 2031043[®]

Ready-mixed fuel (1:50) for all STIHL 2-stroke engines. For a full description, see page 339.

11
Order number **7009 874 0103**

51
Order number **7009 874 0100**

For up to date pricing, please download the STIHL app or visit www.stihl.co.uk

① Explanation of quality marks on page 447
② Patented in several European countries

CUTTING WHEELS

- Composite resin and diamond cutting wheels for cutting natural stone, asphalt, steel and concrete
- Designed to perfectly fit STIHL cut-off machines
- Long service life and high cutting performance

For up to date pricing, please download the STIHL app or visit www.stihl.co.uk



COMPOSITE RESIN CUTTING WHEELS

STRUCTURAL STEEL

K-ME

For cutting structural steel and metal profiles in construction as well as in metal processing operations.



Order number	Diameter (mm / inches)	RECOMMENDED USE ^①					
		Asphalt	Granite, hard natural stone	Ductile cast iron	Structural steel	Stainless steel	
K-ME	0835 012 7000	230 / 9"	-	-	-	•	•
	0835 010 7000	300 / 12"	-	-	-	•	•
	0835 010 7001	350 / 14"	-	-	-	•	•
	0835 012 7001^②	350 / 14"	-	-	-	•	•
	0835 010 7002	400 / 16"	-	-	-	•	•


• Suitable
- Not recommended

① When selecting cutting wheels to use, the application must be taken into consideration in combination with the cut-off machine on-site.
② Suitable for TS 440



DIAMOND CUTTING WHEELS

STIHL diamond cutting wheels meet the highest quality standards, and are versatile enough to handle a vast range of materials, particularly when used to cut natural stone, concrete and asphalt. The new range feature an attractive new segment design, offering better surface contact and enhanced cutting performance. The high quality, laser welded diamond segments offer a long service life, and a pre-tensioned steel core improves stability in the cut.




FOR GENERAL CONSTRUCTION USE

Our D-B10 cutting wheels are a robust, reliable choice for cutting bricks and concrete on construction sites. Available in 9" diameter for use with the TSA 230.




FOR ALL-PURPOSE USE

Our BA-type diamond cutting wheels are real all-rounders, as they are ideal for cutting a huge range of materials including asphalt, brick, concrete, and reinforced hard concrete. These cutting wheels are available in two variations depending on the service life required.



FOR HEAVY-DUTY AND SPECIAL USES

Premium D-SB90 and D-X100 diamond cutting wheels offer the ultimate in cutting performance, particularly when it comes to building materials such as granite and reinforced concrete. The special D-G80 diamond cutting wheel provides impressively long service life, as well as excellent cutting performance on ductile cast iron pipes in pipeline construction.



Order number	Diameter (mm / inches)	RECOMMENDED USE [Ⓞ]								
		Asphalt	Fresh concrete	Sandstone	Brick	Concrete	Reinforced concrete	Strongly reinforced concrete, old concrete	Granite, hard natural stone	Ductile cast iron
DIAMOND CUTTING WHEELS										
FOR GENERAL CONSTRUCTION USE										
NEW[Ⓞ] D-B10	0835 090 7050	230/9								
Service life	0835 090 7051	300/12	-	-	-	•	•	•	-	-
Cutting performance	0835 090 7052	350/14								
	0835 090 7053	400/16								
FOR ALL-PURPOSE USE										
NEW[Ⓞ] D-BA10	0835 094 7006	300/12								
Service life	0835 094 7007	350/14	•	•	•	•	•	•	-	-
Cutting performance	0835 094 7008	400/16								
NEW[Ⓞ] D-BA90	0835 094 7012	300/12								
Service life	0835 094 7013	350/14	•	•	•	•	•	•	-	-
Cutting performance	0835 094 7014	400/16								
FOR HEAVY-DUTY AND SPECIAL USES										
NEW[Ⓞ] D-SB90	0835 096 7004	300/12								
Service life	0835 096 7005	350/14	-	-	-	•	•	•	•	•
Cutting performance	0835 096 7006	400/16								
D-X100										
Service life	0835 092 7000	230/9	-	-	-	•	•	•	•	•
Cutting performance										
D-G80										
Service life	ONLY WHILE STOCKS LAST!	350/14	-	-	-	-	-	-	-	•
Cutting performance	0835 070 7000									

£ For up to date pricing, please download the STIHL app or visit www.stihl.co.uk

• Suitable Ⓞ When selecting cutting wheels, you need to consider the intended application as well as the cut-off machine at hand.
 - Not recommended Ⓜ Available from spring 2022

Note: All STIHL cut-off machines are delivered with a composite resin cutting wheel for structural and stainless steel





MOWING AND PLANTING



ROBOTIC MOWERS



LAWN MOWERS



RIDE-ON MOWERS



SCARIFIERS



BRUSHCUTTERS
AND CLEARING SAWS



POWER TILLERS



MISTBLOWERS



SPRAYERS



EARTH AUGER

A MOWER FOR EVERY LAWN.

Choose the perfect lawn mower for you	170	Electric lawn mowers	196
Robotic mowers	174	Accessories for lawn mowers	197
Accessories for robotic mowers	176	Ride-on mowers	203
Petrol lawn mowers	181	Accessories for ride-on mowers	207
Cordless lawn mowers	192	Scarifier and accessories	211



2022 PRICING

For up to date pricing, download the STIHL app from Google Play or the App Store or visit www.stihl.co.uk



CHOOSE THE PERFECT LAWN MOWER FOR YOU

Choosing the right lawn mower is the first step to achieving a well-maintained lawn. High-quality, sophisticated equipment and attractive design are brought together in all of our models. In fact, there's only one real question to consider: what's your favoured approach to mowing the lawn - automatic, dynamic, or convenient? Do you value comfort, ease of movement, high power, or a low noise level? Each lawn mower model has its own particular features. This overview will help you find the right lawn mower that meets your personal requirements in the best possible way.



ROBOTIC MOWERS

The iMOW® robotic mower is the effortless way to a perfect lawn. It tends smaller, medium-sized and larger lawns fully automatically, quickly and conveniently.

- Fully automatic lawn mowing
- Easy and intuitive operation of the iMOW® - C and PC models can even be controlled via the iMOW® app
- Practical Smart Home connection - all iMOW® C and PC models can be conveniently managed via Amazon Alexa voice control for example, or connected with Smart Home technology via Smart Home systems
- Achieve optimum results quickly, quietly and effectively
- Mulching mower - nourishes your lawn as it mows
- No grass to collect - shreds grass finely back into the lawn
- Set to mow at times that suits you
- Can cover up to 5,000 m² areas
- Rain sensors to stop mowing when wet
- Adjustable cutting height



MANUALLY OPERATED MOWERS

Manually operated lawn mowers are designed for actively mowing small, medium-sized and large gardens. They come in petrol, cordless and electric models for different areas and drive type preferences.

Petrol lawn mowers

The benefits of petrol lawn mowers become apparent when it comes to power and coverage.

- Powerful petrol engines for extensive mowing jobs - especially in larger areas
- Independent from the power supply
- Also available as professional models: 7 Series, RM 4 RTP mulching mower and RM 655 RS rear roller mower

Cordless lawn mowers

For people who like to be flexible and free from cords when mowing, as well as protect the environment and their hearing.

- Battery powered, flexible mowing
- Low noise
- Powered by STIHL AK or AP Lithium-Ion batteries
- Lightweight, manoeuvrable and easy to steer
- Foldable and compact for storage
- Batteries also fit other STIHL garden tools

Electric lawn mowers

Electric lawn mowers are ideal for working quietly with no exhaust emissions, without disturbing the neighbours.

- Extremely low noise
- Save time on care and maintenance
- Lightweight




RIDE-ON MOWERS

With a ride-on mower, large lawns can be mowed quickly, easily and in maximum comfort.

- Large cutting widths for high mowing performance
- Saves time and effort
- User-friendly controls
- Choice of cut and collect, cut and drop and side discharge mowers
- Cover large areas in minimal time

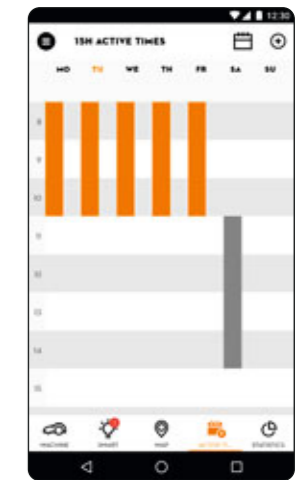
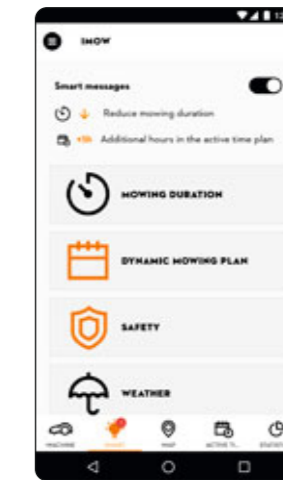


ROBOTIC MOWERS IN DETAIL



THE iMOW® APP MAKES LAWN MOWING SOMETHING YOU TAKE CARE OF WITH A FINGER TAP!

Turn the iMOW® robotic mower into an independent Smart Home System. Wherever you are, the app means you can use your tablet or smartphone to access your iMOW® C model. It features an intuitively designed interface via which you can view all the important functions and performance data for the robotic mower and make individual adjustments - all in real time.



TECHNOLOGY

01 MOVING HOOD WITH SENSORS

The robust hood protects your iMOW® against the weather. In addition, sensors integrated into the hood can detect contact with an object on the lawn area and immediately initiate a change of direction.

02 MULCHING MOWING DECK

The sturdy mulching blade ensures a precise cutting pattern even when mowing high grass. Its rotational direction changes automatically every time the blade stops to ensure even blade wear. Blade changes can be carried out without tools.

03 MAXIMUM GRADIENT CAPABILITY

The models in the RMI 6 series can handle inclines up to 45%.

04 ADAPTIVE SLOPE SPEED

During mowing, Adaptive Slope Speed technology optimally adjusts the mower speed according to the slope of the mowing area.

05 SELF-DOCKING FUNCTION

Based on an internally created virtual map of the mowing area as well as its current position during the mowing process, the iMOW® calculates the most efficient and fastest route back to the charging station in all kinds of gardens. Both the virtual map and the direct route to the charging station are constantly adjusted to changing conditions e.g. obstacles.

CONVENIENCE

06 ACCESS VIA APP

Possible with all iMOW® C and PC models. You can use the iMOW® app on your smartphone or tablet to access your iMOW® robotic mower, set mowing times, request device data, or create mowing plans based on the weather report - wherever you are.

SMART HOME CONNECTION

All iMOW® C and PC models can be controlled using Amazon Alexa, Livisi SmartHome, Google Home, and iOS Home, and can also be connected with intelligent home technology.

07 CONTROL PANEL

The control panel with integrated display is used for setup and easily viewing machine information. The panel is removable in the models of the RMI 6 series so it can be controlled manually.

08 INTEGRATED RAIN SENSOR

The integrated sensor detects rain and interrupts automatic mowing to protect the lawn. The mowing process is continued at a later point in time. If you would like your iMOW® robotic mower to mow the lawn even when it is raining, the sensitivity of the rain sensor can be adjusted or switched off entirely. In addition to the rain sensor, all iMOW® C and PC models receive online weather forecasts¹ and can adjust the mowing plan in response.

09 DYNAMIC MOWING PLAN

You can manually set the days and times in which the iMOW® robotic mower can be operate. Within these active times, the machine automatically determines the best times to mow for an optimum result. So if you would prefer the iMOW® to only mow at night and on certain days, then that's fine!

ROBOTIC MOWERS

- Fully automatic lawn mowing
- Intuitive operation
- Access via the iMOW® app is possible in all C and PC models
- Weather-independent and flexible timing of mowing

For up to date pricing, please download the STIHL app or visit www.stihl.co.uk



UP TO 800 m²



RMi 422

Fully automatic robotic mower for lawn areas of up to 800 m². Cuts and fertilises as a mulch mower in one work process. Cutting width 20 cm, weight 9.0 kg^①. Delivery includes: charging station, AKM 100 small-area module, 4 pegs, iMOW® ruler.

Order number **6301 012 1402**^②

UP TO 1,500 m²



RMi 422 P

Fully automatic robotic mower for lawn areas of up to 1,500 m². Cuts and fertilises as a mulch mower in one work process. Larger capacity battery for covering larger areas. Cutting width 20 cm, weight 10.0 kg^①. Delivery includes: charging station, AKM 100 small-area module, 4 pegs, iMOW® ruler.

Order number **6301 012 1406**^②

UP TO 1,700 m²



NEW AVAILABLE FROM SPRING 2022 RMi 422 PC

Access via the iMOW® app

Fully automatic robotic mower for lawn areas of up to 1,700 m². Cuts and fertilises as a mulch mower in one work process. New optionally activated direct drive home function (feature may not be available for complex lawn shapes - speak to a STIHL iMOW® dealer). Straightforward and convenient access via the iMOW® app. Cutting width 20 cm, weight 10.0 kg^①. Delivery includes: charging station, AKM 100 small-area module, 4 pegs, iMOW® ruler.

Order number **6301 012 1412**^②

For up to date pricing, please download the STIHL app or visit www.stihl.co.uk

C = Communication
P = Performance

UP TO 2,100 m²



NEW RMi 522 C

Access via the iMOW® app

Fully automatic and compact robotic mower for mid-sized lawn areas of up to 2,100 m². Cuts grass, shreds clippings, and fertilises in one work step as a mulch mower, while also ensuring an excellent result and cutting pattern. New optionally activated direct drive home function (feature may not be available for complex lawn shapes - speak to a STIHL iMOW® dealer). Straightforward and convenient access via the iMOW® app. Cutting width 20 cm, weight 10.0 kg^①. Delivery includes: charging station, 4 pegs, iMOW® ruler.

Order number **6305 011 1401**^②

UP TO 3,000 m²



RMi 632

Fully automatic robotic mower for large lawn areas of up to 3,000 m². Cuts, shreds the cuttings, and fertilises as a mulch mower in one work process. Cutting width 28 cm, weight 14.0 kg^①. Delivery includes: charging station, 4 pegs, iMOW® ruler.

Order number **6309 012 1434**^②

UP TO 3,200 m²



RMi 632 C

Fully automatic robotic mower for large lawns up to 3,200 m². Cuts, shreds and fertilises as a mulching mower in a single operation. Designed to mow in the shortest possible time. Capable of slopes of up to 45%. Communication capability via app. Cutting width 28 cm, weight 14.0 kg^①. Delivery includes: charging station, 4 pegs, iMOW® ruler.

Order number **6309 012 1424**^②

① Weight including battery

② Potential installation costs (perimeter wire, cable laying etc.) are not included in the sale price of the iMOW® robotic mower

③ Explanation of symbols on page 436

④ Subject to product registration and annual servicing



AN INSTALLATION KIT IS REQUIRED FOR INSTALLATION.

SEE FROM PAGE 176

UP TO 4,000 m²



RMi 632 P

Fully automatic robotic mower for large lawns up to 4,000 m². Cuts, shreds and fertilises as a mulching mower in a single operation. Designed to mow in the shortest possible time. Capable of slopes of up to 45%. Cutting width 28 cm, weight 14.0 kg^①. Delivery includes: charging station, 4 pegs, iMOW® ruler.

Order number **6309 012 1414**^②

UP TO 5,000 m²



RMi 632 PC

Access via the iMOW® app

Fully automatic robotic mower for very large lawn areas of up to 5,000 m². Cuts, shreds the cuttings, and fertilises as a mulch mower in one work process. Straightforward and convenient access via the iMOW® app. Cutting width 28 cm, weight 15.0 kg^①. Delivery includes: charging station, 4 pegs, iMOW® ruler.

Order number **6309 012 1404**^②



ACCESSORIES FOR ROBOTIC MOWERS

- Installation accessories
- For protecting the robotic mower
- Cleaning kits
- Wheels and wheel weights


£ For up to date pricing, please download the STIHL app or visit www.stihl.co.uk



INSTALLATION KITS

Installation kit S

Contains: Ø 2.3 mm perimeter wire, 150 m (roll), 150 fixing pins, 3 wire clips
Order number **6909 007 1023**



Installation kit L

Contains: Ø 2.3 mm perimeter wire, 2 x 200 m (roll), 375 fixing pins, 7 wire clips
Order number **6909 007 1029**

PERIMETER WIRE

Perimeter wire for installation.



ARB 151 150 m (roll), Ø 3,4 mm
Order number **0000 400 8633**

ARB 501 500 m (roll), Ø 3,4 mm
Order number **0000 400 8626**

FIXING PINS

For securing the perimeter wire.



AFN 075 75-piece pack
Order number **6301 007 1011**

WIRE CLIPS

For connecting the perimeter wire. 10-piece pack.



ADV 010 10-piece pack
Order number **6909 007 1091**

HEAVY FRONT WHEELS^①

For particularly undulating terrain.



AVS 100 for RMI 4 and RMI 5 series
Order number **6909 007 1052**

£ For up to date pricing, please download the STIHL app or visit www.stihl.co.uk

RM CARE & CLEAN KIT

Cleaning and care kit for iMOW[®] and lawn mowers. For effective cleaning of the housing, mower unit, and iMOW[®] charging station.



1 x MultiClean, 500 ml
1 x cleaning brush with scraper
1 x microfibre cloth (grey)

Order number **0782 516 8600**

PROTECT SUN CANOPY

For the charging station, as optional sun protection for the robotic mower. With integrated folding mechanism.



AIP 602 for RMI 4, RMI 5 and RMI 6 series
Order number **6909 780 5401**

AKM 100 SMALL-AREA MODULE SET

For mowing areas <100 m² or with a wire length of <175 m, the AKM 100 accessories need to be installed together with the perimeter wire.



AKM 100 for RMI 4, RMI 5 and RMI 6 series
Order number **6909 007 1089**

TRACTION WHEELS

Drive wheel for improved all-terrain suitability, 2 pieces.



ART 220 for RMI 4 and RMI 5 series
Order number **6909 700 0425**

ART 240 for RMI 6 series
Order number **6909 700 0412**

WHEEL WEIGHTS SET^②

Additional weights for securing to the front wheels of the robotic mower. Helps to deal with particularly bumpy terrain.



AVS 101 for RMI 4 and RMI 5 series
Order number **6909 710 0800**

① Can only be used for RMI 4 and RMI 6 in the .0 generation (evolution number). To determine the appropriate accessories, please check the type designation and evolution number on the rating plate of your power tool.
② Only can be used for RMI 422 / 422 P / 422 PC in generation .1 and .2 (evolution number) and RMI 522 in generation .0 (evolution number). To determine the appropriate accessories, please check the type designation and evolution number on the rating plate of your power tool.



RM CARE & CLEAN KIT

The iMOW[®] robotic mower can help you to effortlessly achieve a beautiful and well-maintained lawn. However, to get the most from your robotic mower, you should give it a little care on a regular basis. Our new cleaning and care kit contains everything you need to do this: the brush is perfect for cleaning the mowing deck as well as the underside of the iMOW[®]. With STIHL MultiClean, you can remove dirt from the housing without damaging the polymer in the process. You can then complete the final step, using the microfibre cloth to achieve a spotlessly clean finish. Still don't have an iMOW[®] robotic mower? You can also use the Care & Clean Kit for maintaining your lawn mower!



PROFESSIONAL TIP

If you need some assistance with the installation of your iMOW[®], then your local STIHL Approved Dealer will be able to help. STIHL dealerships have in-store iMOW[®] specialists who can provide guidance based on the type of garden or install the iMOW[®] for you if required. With a professional attitude and years of expertise under their belt, your STIHL Approved Dealer will provide you with the personal experience that you expect from STIHL. Find your local STIHL Approved Dealer at imow.co.uk.





Order number	Maximum lawn area ^① (m ²)	Maximum gradient (%)	Cutting width (cm)	Cutting height (mm)	Duration of mowing ^② (Ø per week/h)	Rated output (W)	Working speed (rpm)	Battery type	Weight ^③ (kg)	Measured sound power level L _{WA} (dB(A))	Measured sound pressure level L _{pA} (dB(A))	Uncertainty factor sound pressure level K _{pA} ^④ (dB(A))	Guaranteed sound power level L _{WA} + K _{WA} ^⑤ (dB(A))	Direct drive home function	Moving hood with sensors	Mulch mower unit	Removable control console	App access	Adaptive Slope Speed	Dynamic mowing plan	
ROBOTIC MOWERS																					
RMI 422[ⓐ]	6301 012 1402	800	35	20	20 - 60 (multi-level)	16	60	4,450	Lithium-Ion	9.0	60	49	2	62	-	•	•	-	-	•	•
RMI 422 P[ⓐ]	6301 012 1406	1,500	40	20	20 - 60 (multi-level)	25	60	4,450	Lithium-Ion	10.0	60	49	2	62	-	•	•	-	-	•	•
NEW RMI 422 PC[ⓐ]	6301 012 1412	1,700	40	20	20 - 60 (multi-level)	28	60	4,450	Lithium-Ion	10.0	60	49	2	62	•	•	•	-	•	•	•
NEW RMI 522 C[ⓐ]	6305 011 1401	2,100	40	20	20 - 60 (multi-level)	35	60	4,450	Lithium-Ion	10.0	60	52	2	62	•	•	•	-	•	•	•
RMI 632[ⓐ]	6309 012 1434	3,000	45	28	20 - 60 (multi-level)	35	120	3,150	Lithium-Ion	14.0	59	48	3	62	-	•	•	•	-	•	•
RMI 632 C[ⓐ]	6309 012 1424	3,200	45	28	20 - 60 (multi-level)	38	120	3,150	Lithium-Ion	15.0	59	48	3	62	-	•	•	•	•	•	•
RMI 632 P[ⓐ]	6309 012 1414	4,000	45	28	20 - 60 (multi-level)	40	185	3,150	Lithium-Ion	15.0	59	48	3	62	-	•	•	•	-	•	•
RMI 632 PC[ⓐ]	6309 012 1404	5,000	45	28	20 - 60 (multi-level)	50	185	3,150	Lithium-Ion	15.0	59	48	3	62	-	•	•	•	•	•	•

For up to date pricing, please download the STIHL app or visit www.stihl.co.uk

• As standard

C = Communication
P = Performance

① Under ideal conditions (no obstacles, straightforward geometry and minimal gradients in the garden, **moderate lawn growth**)

② Under ideal conditions (no obstacles, straightforward geometry and minimal gradients in the garden, **moderate lawn growth**), refers to the stated maximum area

③ Weight including battery

④ K_{WA}/K_{pA} uncertainty factors in accordance with Dir. 2006/42/ECRS

⑤ Does not fall under the 2000/14/EC Noise Directive, K_{WA} 2 (dB(A)) uncertainty factor in accordance with Dir. 2006/42/ECRS

⑥ Does not fall under the 2000/14/EC Noise Directive, K_{WA} 3 (dB(A)) uncertainty factor in accordance with Dir. 2006/42/ECRS



LAWN MOWERS IN DETAIL



TECHNOLOGY

01 DIRECT DRIVE

The direct drive of the electric motors in our cordless models are energy efficient, providing excellent mowing performance and a large mown area per battery charge.

02 FLOW-OPTIMISED BLADE

The flow-optimised blade is designed to lift the grass, allow it to be cut and move the grass into the collector box. The minimal resistance enables a longer battery run time. An integrated bending zone on the blade helps protect the crankshaft or motor against damage should the blade hit something.

03 ECO MODE

In "Eco mode", the engine automatically regulates its blade speed depending on the load on the blade. For example, in higher, denser grass the blade will spin faster, whereas a trimming cut will operate with a lower blade speed. This helps you mow for longer.

04 CENTRAL CUT-HEIGHT ADJUSTMENT

The central cutting height adjustment is spring-loaded making it easy to adjust the height of the mower. They have several adjustment levels to obtain the desired cutting height. The current height is indicated by a scale.

CONVENIENCE

05 COMFORT HANDLEBAR

The innovative comfort handlebars give a number of key benefits. Folding handles mean the tool takes up less space during storage. Accessing and removing the grass collection box is an effortless task as there are no bars limiting access, and the box itself can be easily removed. Tool-free height adjustment enables the handlebar to be easily adapted to the user's height too.

06 EASY OPENING GRASS COLLECTION BOX WITH FILL LEVEL DISPLAY

The grass collection box is simple to open up and empty in just a few movements. The fill level status lets you easily see when the grass collection box is full.

07 RETROFITTABLE MULCH KIT

A mulching kit is available as an additional accessory. The kit includes an insert to block the cuttings shoot so the cut grass does not go into the collection box. Instead, it is cut up into small pieces and placed back on the lawn. This supplies nutrients to the lawn and means it is no longer necessary to dispose of the cuttings. The mulch kit is available for 3 series models upwards.

Please note that not all products include the features presented here. Only the most important features are described on this page. For further explanations and information, see from page 436 or online at stihl.co.uk.

2 SERIES PETROL LAWN MOWERS

- For domestic use
- Practical lawn mowers for medium-sized areas
- Good cutting and collecting performance
- Efficient petrol engines
- Simple, robust design

£ For up to date pricing, please download the STIHL app or visit www.stihl.co.uk



UP TO
1,200 m²



RM 248

139 cm³ • 2.1 kW / 2.8 hp • 28.0 kg[Ⓞ]

Manoeuvrable petrol lawn mower with 46 cm / 18" cutting width for medium-sized lawns. Features the STIHL EVC 200 engine. Central cutting height adjustment, foldable handlebar. Includes 55-litre grass catcher box.

Order number 6350 011 3455

UP TO
1,200 m²



RM 248 T

139 cm³ • 2.1 kW / 2.8 hp • 28.0 kg[Ⓞ]

Manoeuvrable petrol lawn mower with 46 cm / 18" cutting width for medium-sized lawns. Features the STIHL EVC 200 engine. Central cutting height adjustment, foldable handlebar and 1-speed drive for ease of operation. Includes 55-litre grass catcher box.

Order number 6350 011 3460

UP TO
1,800 m²



RM 253 T

139 cm³ • 2.1 kW / 2.8 hp • 29.0 kg[Ⓞ]

Manoeuvrable petrol lawn mower with 51 cm / 20" cutting width for medium-sized and large lawn. Features the STIHL EVC 200 engine. Central cutting height adjustment, foldable handlebar and 1-speed drive for ease of operation. Includes 55-litre grass catcher box.

Order number 6371 011 3440

£ For pricing, please download the STIHL app or visit www.stihl.co.uk

Ⓞ Net weight excluding fuels and lubricants
Ⓢ Subject to product registration and annual servicing
T = Single-gear drive



4 SERIES PETROL LAWN MOWERS

- For domestic use
- Mid-sized and larger lawn areas
- With cutting widths of 41 and 46 cm
- Powerful motors

For up to date pricing, please download the STIHL app or visit www.stihl.co.uk



UP TO 1,200 m²



NEW
AVAILABLE FROM SPRING 2022
RM 443 T

139 cm³ • 2.1 kW / 2.8 hp • 27.0 kg[Ⓞ]

Compact petrol lawn mower with 41 cm / 16" cutting width for medium-sized lawns. Features a new STIHL EVC 200 engine. Central cutting height adjustment, super soft grip, QuickFix quick clamping device, easy-running wheels and 1-speed gearing for comfortable working. Includes fold-open 55-litre grass catcher box with level indicator.

Order number **6338 011 3416**

AMK 043 Mulching kit
Order number **6909 007 1083**

UP TO 1,200 m²



ONLY WHILE STOCKS LAST!
RM 448 T

140 cm³ • 2.1 kW / 2.8 hp • 27.0 kg[Ⓞ]

Robust petrol lawn mower with 46 cm / 18" cutting width for medium-sized lawns. Features a Briggs and Stratton 575 series EX OHV RS engine. Central cutting height adjustment, foldable handlebar with super soft grip, QuickFix quick release and 1-speed gearing for comfortable working. Includes easy opening 55-litre grass catcher box with level indicator.

Order number **6358 011 3411**

AMK 048 Mulching kit
Order number **6909 007 1034**

For up to date pricing, please download the STIHL app or visit www.stihl.co.uk

UP TO 1,200 m²



NEW
AVAILABLE FROM SPRING 2022
RM 448 TC

139 cm³ • 2.1 kW / 2.8 hp • 28.0 kg[Ⓞ]

Robust petrol lawn mower with 46 cm / 18" cutting width for medium-sized lawns. Features a new STIHL EVC 200 engine. Central cutting height adjustment, foldable comfort handlebar with 2 height settings and easy access to the grass catcher box, with 1-speed drive for comfortable working. Includes easy opening 55-litre grass catcher box with level indicator.

Order number **6358 011 3425**

AMK 048 Mulching kit
Order number **6909 007 1034**

UP TO 1,200 m²



NEW
RM 448 VC

166 cm³ • 2.6 kW / 3.5 hp • 29.0 kg[Ⓞ]

Sturdy petrol-driven lawn mower with a 46 cm / 18" cutting width for mid-sized lawn areas. Features a new STIHL EVC 300 engine. Central cut-height adjustment, 2-setting height-adjustable comfort handlebar, smooth-running wheels, and Vario wheel drive for comfortable work. Including folding 55-litre grass catcher box with fill-level indicator.

Order number **6358 011 3453**

AMK 048 Mulching kit
Order number **6909 007 1034**

C = Comfort version
T = Single-gear drive
V = Vario drive
X = Economy model

Ⓞ Net weight excluding fuels and lubricants
Ⓢ Subject to product registration and annual servicing

UP TO 1,200 m²



NEW
AVAILABLE FROM SPRING 2022
RM 448 TX

139 cm³ • 2.1 kW / 2.8 hp • 27.0 kg[Ⓞ]

Economic petrol lawn mower with 46 cm / 18" cutting width for medium-sized lawns. Features a new STIHL EVC 200 engine. Central cutting height adjustment, foldable handlebar with super soft grip, QuickFix quick release and 1-speed gearing for comfortable working. Includes easy opening 55-litre grass catcher box with level indicator.

Order number **6358 011 3435**

AMK 048 Mulching kit
Order number **6909 007 1034**

➔

PAGE 343

MOTO4PLUS

STIHL Moto4Plus is a power tool petrol developed specifically for STIHL small 4-stroke engines. It is free of ethanol and contains virtually no olefins or aromatic compounds. Its low level of emissions makes it particularly user and engine-friendly, and because it can be stored for up to five years, the fuel also ensures maximum performance over the long term.



5 SERIES PETROL LAWN MOWERS

- For domestic use
- For mowing larger areas
- Compact and powerful
- With 1-speed or Vario drive
- Also as rear-roller with lawn roller VR model

£ For up to date pricing, please download the STIHL app or visit www.stihl.co.uk



UP TO
1,200 m²



NEW
RM 545 T

166 cm³ • 2.6 kW / 3.5 hp • 30.0 kg[Ⓞ]

Compact, sturdy, and powerful petrol-driven lawn mower with a 43 cm / 17" cutting width for mid-sized lawn areas. Features a new STIHL EVC 300 engine. Central cut-height adjustment, 3-setting height-adjustable folding bar and single-gear wheel drive for comfortable and efficient work. Including folding 60-litre grass catcher box with fill-level indicator.

Order number **6340 011 3409**

AMK 045 Mulching kit
Order number **6909 007 1047**

UP TO
1,200 m²



NEW
RM 545 VM

166 cm³ • 2.6 kW / 3.5 hp • 31.0 kg[Ⓞ]

Compact, robust and powerful petrol mulching lawn mower with 43 cm / 17" cutting width for medium-sized lawns. Comes with mulching blade and mulching plug to drop grass clippings back onto the lawn as a natural fertiliser. Features a new STIHL EVC 300 engine. Central cutting height adjustment, foldable handlebar with 3 height settings and vario drive to adjust the speed of the mower between 2.2 and 3.8 km/h for comfortable and flexible working. Includes easy opening 60-litre grass catcher box with level indicator.

Order number **6340 011 3434**

AMK 045 Mulching kit
Order number **6909 007 1047**

£ For up to date pricing, please download the STIHL app or visit www.stihl.co.uk

UP TO
1,200 m²



NEW
RM 545 VR

166 cm³ • 2.6 kW / 3.5 hp • 31.0 kg[Ⓞ]

Compact, robust and powerful petrol lawn mower with a rear roller and 43 cm / 17" cutting width for medium-sized lawns. Leaves a striped effect on the lawn when mowing. Features a new STIHL EVC 300 engine. Central cutting height adjustment, foldable handlebar with 3 height settings and vario drive to adjust the speed of the mower between 2.4 and 4.0 km/h for flexible mowing. Includes easy opening 60-litre grass catcher box with level indicator.

INCL. ROBUST REAR ROLLER

Order number **6340 011 3464**

AMK 045 Mulching kit
Order number **6909 007 1047**

MOTO4PLUS

Power tool petrol developed specifically for STIHL small 4-stroke engines. User-friendly and engine-friendly thanks to fewer emissions (free from ethanol; almost no olefins and aromatic compounds). Can be kept in storage for up to five years. Reliable top performance - STIHL small 4-stroke engines and STIHL Moto4Plus are made for each other; all conceivable applications have been rigorously tested.

NEW 11

Order number **7009 319 0003**

51

Order number **7009 319 0002**

C = Comfort version
T = 1-gear wheel drive
V = Vario drive
Ⓞ Net weight excluding fuels and lubricants
Ⓢ Subject to product registration and annual servicing



PAGE **344**

RM CARE & CLEAN KIT

STIHL lawn mowers are your reliable assistant when it comes to a beautiful and well-maintained lawn. However, to get the most of your lawn mower, you should give it a little care on a regular basis. Our new cleaning and care kit contains everything you need to do this: the brush is perfect for cleaning the mowing deck as well as the underside of the lawn mower. With STIHL Multiclean, you can remove dirt from the housing without damaging the polymer in the process. You can then complete the final step, using the microfibre cloth to achieve a spotlessly clean finish. You can also use the Care & Clean Kit for maintaining your iMOW[®] robotic mower!



6 SERIES PETROL LAWN MOWERS

- For domestic use and landscape gardeners (RM 655 RS)
- For mowing large lawn areas
- With 3-in-1 function for cutting, mulching and catching
- Powerful motors
- Equipped with numerous comfort features
- Also as rear-roller model for stripe effect

For up to date pricing, please download the STIHL app or visit www.stihl.co.uk



UP TO 2,000 m²



RM 650 T

173 cm³ • 2.6 kW / 3.5 hp • 45.0 kg[Ⓞ]

Powerful petrol lawn mower with 48 cm / 19" cutting width for larger lawns. Features a Kohler XT800 series OHV SC engine. Multi-blade for cutting, collecting and mulching. Central cutting height adjustment, folding, comfort handlebar for easy access to the grass catcher box. With super soft grip and 1-speed gearing for comfortable and efficient working. Includes easy opening 70-litre grass catcher box with level indicator.

Order number **6364 011 3441**

UP TO 2,000 m²



RM 650 V

166 cm³ • 2.6 kW / 3.5 hp • 48.0 kg[Ⓞ]

Powerful petrol lawn mower with 48 cm / 19" cutting width for larger lawns. Features a Kohler XT800 series OHV SC engine. Multi-blade for cutting, collecting and mulching. Central cutting height adjustment, folding, comfort handlebar for easy access to the grass catcher box. With super soft grip and vario drive speed between 2.6 and 4.6 km/h for flexible, comfortable and efficient working. Includes easy opening 70-litre grass catcher box with level indicator.

Order number **6364 011 3401**

For up to date pricing, please download the STIHL app or visit www.stihl.co.uk

UP TO 2,500 m²



RM 655 V

173 cm³ • 2.6 kW / 3.5 hp • 46.0 kg[Ⓞ]

Powerful petrol lawn mower with 53 cm / 21" cutting width for larger lawns. Features a Kohler XT800 series OHV SC engine. Multi-blade for cutting, collecting and mulching. Central cutting height adjustment, folding, comfort handlebar for easy access to the grass catcher box. With super soft grip and vario drive speed between 2.6 and 4.6 km/h for flexible, comfortable and efficient working. Includes easy opening 70-litre grass catcher box with level indicator.

Order number **6374 011 3401**

UP TO 2,500 m²



NEW RM 655 VS

173 cm³ • 2.6 kW • 50.0 kg[Ⓞ]

Powerful petrol lawn mower with a 53 cm / 21" cutting width for large lawn areas. Features a Kohler HD775 series OHV SC engine. Multi-blade for cutting, catching and mulching. Blade-brake coupling, central cut-height adjustment, comfort handlebar with super-soft handle, and Vario wheel drive for comfortable and efficient work. Including folding 70-litre grass catcher box with fill-level indicator.

Order number **6374 011 3412**

R = Rear roller T = 1-gear wheel drive Ⓞ Net weight excluding fuels and lubricants
S = Blade-brake coupling V = Vario drive ⊗ Subject to product registration and annual servicing

UP TO 2,500 m²



NEW RM 655 RS

173 cm³ • 2.6 kW / 3.5 hp • 56.0 kg[Ⓞ]



INCL. ROBUST REAR ROLLER

Powerful rear roller petrol lawn mower with 53 cm / 21" cutting width for larger lawns. Features a Kohler HD775 series OHV SC engine. Stainless steel rear roller with high quality sealed bearings and robust drive mechanism for a professional striped finish. Central cutting height adjustment, folding, comfort handlebar for easy access to the grass catcher box. Blade Brake clutch allows the engine to run while the blade is stopped to empty the grass catcher box and also offers additional crankshaft protection. With super soft grip, 1 speed drive (4.2 km/h) for the best balance of mowing speed and quality of cut. Includes easy opening 70-litre grass catcher box with level indicator.

Order number **6374 011 3432**



Lawn stripes at Euridge Manor, by STIHL Ambassador Andy Wain

PROFESSIONAL TIP THE PERFECT STRIPE

The RM 655 RS was specifically designed in GB for our tough mowing conditions. Building on the 6 series platform, the rear roller is made from stainless steel - designed to be long lasting and the smooth profile helps reduce any marks left on the lawn. It is recommended to push the mower to start it moving rather than letting it pull itself. With the weight of the roller and the machine, it creates a bold stripe that will please the most discerning customers. Beyond the roller, the high lift blade, aerodynamic deck and high flow grass box ensures class leading cut and collection even in the wet.



7 SERIES PETROL LAWN MOWERS

- For professional users in park and garden maintenance
- For mowing more extensive lawns
- Exceptional durability, robust design
- Extremely powerful engines

For up to date pricing, please download the STIHL app or visit www.stihl.co.uk



UP TO 3,000 m²



RM 756 GS

179 cm³ • 2.9 kW / 3.9 hp • 60.0 kg[Ⓞ]

Professional and very powerful petrol-driven lawn mower with a 54 cm / 21.2" cutting width for large lawn areas. Features a Kawasaki FJ 180 V KAI OHV engine. Blade-brake coupling and crankshaft guard, cutting height adjustment by wheel, height-adjustable bar with super-soft handle, and 3-gear wheel drive for comfortable and efficient work. Including 80-litre grass catcher box.

Order number **6378 011 3411**

AMK 056 Mulching kit
Order number **6909 007 1024**

UP TO 3,000 m²



RM 756 GC

179 cm³ • 2.9 kW / 3.9 hp • 60.0 kg[Ⓞ]

Professional and very powerful petrol-driven lawn mower with a 54 cm / 21.2" cutting width for large lawn areas. Features a Kawasaki FJ 180 V KAI OHV engine. Blade-brake coupling and crankshaft guard, cut-height adjustment by wheel, comfort handlebar with super-soft handle, and 3-gear wheel drive for comfortable and efficient work. Including 80-litre grass catcher box with fill-level indicator.

Order number **6378 011 3431**

AMK 056 Mulching kit
Order number **6909 007 1024**

For up to date pricing, please download the STIHL app or visit www.stihl.co.uk

UP TO 3,000 m²



RM 756 YC

179 cm³ • 2.9 kW / 3.9 hp • 61.0 kg[Ⓞ]

Professional, very powerful petrol-driven lawn mower with a 54 cm / 21.2" cutting width for large lawn areas. Features a Kawasaki FJ 180 V KAI OHV engine. Blade-brake coupling and crankshaft guard, cut-height adjustment by wheel, comfort handlebar with super-soft handle, and hydrostatic wheel drive for comfortable and efficient work. Including 80-litre grass catcher box with fill-level indicator.

Order number **6378 011 3421**

AMK 056 Mulching kit
Order number **6909 007 1024**



MOTO4PLUS

Power tool petrol developed specifically for STIHL small 4-stroke engines. User-friendly and engine-friendly thanks to fewer emissions (free from ethanol; almost no olefins and aromatic compounds). Can be kept in storage for up to five years. Reliable top performance - STIHL small 4-stroke engines and STIHL Moto4Plus are made for each other; all conceivable applications have been rigorously tested.

NEW 11

Order number **7009 319 0003**

51

Order number **7009 319 0002**



LAWN MOWERS FOR PROFESSIONALS

Packed with innovative features to make landscaping tasks simple, the 7 series STIHL lawn mowers all have a powerful and robust Kawasaki FJ 180 V KAI OHV engine that is built to stand the test of time, alongside a three-litre fuel tank so you can mow for longer before refuelling.

They all feature a blade brake clutch mechanism so you can empty the grass catcher bag whilst the engine is running. It also means you can move the mower from area to area using the drive, but without the blade moving. The blade brake clutch feature also protects the crankshaft so that it is less likely to be damaged if the mower blade hits an object in the mowing area. The 56 cm magnesium deck is light but exceptionally strong, while a full-size polymer deck insert offers impact protection to make the mower even more durable. Our professional 7 series mowers are the ideal choice if you need a reliable and robust mower with class leading cut and collection, even in the wet - which as we know in Britain, can be quite regular!



C = Comfort version
G = 3-gear drive

S = Blade-brake coupling
Y = Hydrostatic drive

Ⓞ Net weight excluding fuels and lubricants

Ⓢ Subject to product registration and annual servicing



R SERIES PETROL MULCHING LAWN MOWERS

- For demanding private users and landscape gardeners
- Finely shreds grass as a natural fertiliser

For up to date pricing, please download the STIHL app or visit www.stihl.co.uk



UP TO
2,500 m²



RM 4 RT

149 cm³ • 2.2 kW / 3.0 hp • 36.0 kg[Ⓞ]

Manoeuvrable, efficient petrol mulching mower with 53 cm / 21" cutting width for medium-sized lawns. Features a Kohler XT 675 series OHV SC engine. Central cutting height adjustment, super soft grip and 1 speed front-wheel drive for comfortable working. QuickFix quick-release foldable handlebar for easy transport.

Order number **6383 011 3411**

UP TO
2,500 m²



RM 4 RTP

173 cm³ • 2.6 kW / 3.5 hp • 44.0 kg[Ⓞ]

Manoeuvrable, efficient petrol mulching mower with 53 cm / 21" cutting width for medium-sized lawns. Features a Kohler XT 800 series OHV SC engine. Powerful, low-emission engine. Central cutting height adjustment, super soft grip and 1-speed front wheel drive for comfortable working. Foldable handlebar for ease of transport.

Order number **6383 011 3422**

P = Performance
R = Mulch mower
T = 1-gear wheel drive

Ⓞ Net weight excluding fuels and lubricants
Ⓜ Subject to product registration and annual servicing



WHAT IS MULCHING?

STIHL mulching lawn mowers are a great alternative to using chemical fertilisers on your lawn and help you to achieve a lush, green lawn using the nutrients from the grass clippings. It's simple to do – instead of collecting the clippings in a grass catcher box or bag, mulching lawn mowers cut the clippings into smaller pieces and return it to the turf as a natural, organic fertiliser. It supplies the lawn with just the right nutrients it needs, including nitrogen, phosphorus and potash.

We recommend following these tips when mulching your lawn:

- The grass shouldn't be too long when mulching, because clippings that are too long can clump together and won't break down into the lawn as quickly. These clumps can also cause problems with the performance of your mower if they start to build up around the blade and deck of your mower. Take between a quarter and a third off the height of the grass for each cut.
- When your lawn is growing at its quickest, you should mulch your lawn up to three times over a two-week period. This may seem like a lot of mowing, but you will save some time with each cut as the grass catcher box won't need to be emptied.
- Avoid mulching when it's wet. The small clippings can clump up when moist which can build up underneath the deck of your mower, and again, won't break down as quickly on the lawn.
- Consider how often you mow – if you are away from the garden for a holiday or during a period of bad weather, the grass may grow too long to mulch. Make sure your lawn is mowed consistently and regularly.



CORDLESS LAWN MOWERS

- For domestic use
- Low-noise and emissions free
- Manoeuvrable and lightweight
- Cable-free for freedom in your garden
- Eco mode for efficient working



For up to date pricing, please download the STIHL app or visit www.stihl.co.uk



RMA 235
36 V • 14.0 kg^①

Lightweight, manoeuvrable cordless lawn mower for small lawns. Central cut-height adjustment, automatic eco mode, and flow-optimised blades ensure longer battery life. Adjustable-height bar with 2 settings and foldable for space-saving transport and storage. Easy opening 30 litre grass collection box with fill level display, cutting width 33 cm / 13". For more information on features and technical details, see page 200. **Working area covered with recommended AK 20 battery is 300 m².**

RMA 235 excluding battery and charger
Order number **6311 011 1411**

Recommended set
RMA 235 with AK 20 and AL 101

RMA 235 with 2 × AK 20 and AL 101
Order number **6311 200 0017**



NEW
RMA 248
36 V • 21.0 kg^①

Easy-to-operate cordless lawn mower with a 46 cm cutting width for small areas of lawn in noise-sensitive environments. With an EC engine and permanently active eco mode for improved battery runtime. Central cut-height adjustment, folding handle, easy-to-operate controls, sturdy stainless steel housing, and additional battery holder. Large 55-litre grass catcher box with fill-level indicator. For more information on features and technical details, see page 200. **Working area covered with recommended AK 20 battery is 200 m².**

RMA 248 excluding battery and charger
Order number **6350 011 1400**

Recommended set
RMA 248 with AK 20 and AL 101

RMA 248 with 2 × AK 20 and AL 101
Order number **6350 200 0004**

For up to date pricing, please download the STIHL app or visit www.stihl.co.uk



RMA 339 C
36 V • 16.0 kg^①

Lightweight, manoeuvrable cordless lawn mower for mid-sized lawns. Height adjustable and foldable comfort handlebars for comfortable work and to make emptying the grass catcher box much easier. Central cut-height adjustment, automatic eco mode, and flow-optimised blades ensure longer battery life. Easy opening 40 litre grass collection box with fill level display, cutting width 37 cm / 15". For more information on features and technical details, see page 200. **Working area covered with recommended AK 20 battery is 250 m².**

RMA 339 C excluding battery and charger
Order number **6320 011 1422**

Recommended set
RMA 339 C with AK 20 and AL 101

RMA 339 C with 2 × AK 20 and AL 101
Order number **6320 200 0060**

AMK 039 Mulching kit
Order number **6907 007 1081**



NEW
RMA 253
36 V • 23.0 kg^①

Cordless lawn mower with a 51 cm cutting width for larger areas of lawn in noise-sensitive environments. With an EC engine and permanently active eco mode for improved battery runtime. Central cut-height adjustment, folding handle, easy-to-operate engine-stop bar, sturdy stainless steel housing, and additional battery holder. Large 55-litre grass catcher box with fill-level indicator. For more information on features and technical details, see page 200. **Working area covered with recommended AP 200 battery is 250 m².**

RMA 253 excluding battery and charger
Order number **6371 011 1400**

Recommended set
RMA 253 with AP 200 and AL 101

C = Comfort version
V = Vario drive
① Weight excluding battery
② Explanation of symbols on page 436
Ⓢ Subject to product registration and annual servicing



RMA 443 C
36 V • 21.0 kg^①

Powerful and manoeuvrable cordless lawn mower for larger areas of lawn. Adjustable comfort handlebar for comfortable work. Central cut-height adjustment, automatic eco mode, and flow-optimised blades ensure longer battery life. Robust polymer housing, folding 55 litre grass collection box with fill level display, cutting width 41 cm / 16". For more information on features and technical details, see page 200. **Working area covered with recommended AP 200 battery is 360 m².**

RMA 443 C excluding battery and charger
Order number **6338 011 1411**

Recommended set
RMA 443 C with AP 200 and AL 101

AMK 043 Mulching kit
Order number **6909 007 1083**



RMA 443 VC
36 V • 23.0 kg^①

Powerful and manoeuvrable cordless lawn mower with variable speed drive, adjustable via a lever on the handlebar. Suitable for larger areas of lawn. Height adjustable and foldable comfort handlebar for comfortable mowing and to make emptying the grass catcher box much easier. Central cut-height adjustment, automatic eco mode, and flow-optimised blades ensure longer battery life. Robust polymer housing, easy opening 55 litre grass collection box with fill level display, cutting width 41 cm / 16". For more information on features and technical details, see page 200. **Working area covered with recommended AP 200 battery is 420 m².**

RMA 443 VC excluding battery and charger
Order number **6338 011 1430**

Recommended set
RMA 443 VC with AP 200 and AL 101

NEW AMK 443 Mulching kit
Order number **6909 007 1038**



VARIABLE SPEED
2.0 - 3.0 / 3.7 / 4.5 km/h^①



RMA 448 VC

36 V • 24.0 kg^①



Powerful cordless lawn mower with a large cutting width and with variable speed drive, adjustable via a lever on the handlebar. Suitable for mowing large lawns. Adjustable comfort handlebar for comfortable work and to make emptying the grass catcher box much easier. Central cut-height adjustment, automatic eco mode, and flow-optimised blades ensure longer battery life. Robust polymer housing, folding 55 litre grass collection box with fill level display, cutting width 46 cm / 18". **Working area covered with recommended AP 300 battery is 400 m².**

RMA 448 VC excluding battery and charger
Order number **6358 011 1430**

Recommended set
RMA 448 VC with AP 300 and AL 300

NEW AMK 448 Mulching kit
Order number **6909 007 1039**

VARIABLE SPEED
2.0 - 3.0 / 3.7 / 4.5 km/h^①



RMA 2 RV

36 V • 23.0 kg^①



Lightweight and easy-to-manoeuvre mulch mower with a 46 cm / 18" cutting width for medium-sized areas of lawn. Cut-height adjustment by axle, quick-fix quick-release tensioner and folding handlebar. Electric Vario wheel drive for comfortable work. The maximum working speed can be adjusted using a lever on the handlebar, with six levels available. **Working area covered with recommended AP 300 battery is 510 m².**

RMA 2 RV excluding battery and charger
Order number **6357 011 1410**

Recommended set
RMA 2 RV with AP 300 and AL 300



BATTERY POWER ^① (Wh)	72	144	180	94	187	227	281	337
BATTERY RANGES PER BATTERY CHARGE^② (up to...m²)								
RMA 235	150	300 m ²	400	-	-	-	-	-
RMA 248 NEW	100	200	250	-	-	-	-	-
RMA 339 C	120	250 m ²	330	-	-	-	-	-
RMA 253 NEW	-	-	-	125	250	300	370	450
RMA 443 VC	-	-	-	210	420	510	620	740
RMA 448 VC	-	-	-	160	330	400	500	600
RMA 2 RV	-	-	-	210	420	510	630	760

For up to date pricing, please download the STIHL app or visit www.stihl.co.uk

Recommended battery
Reduced tool performance
Not recommended

① Weight excluding battery
② Power capacity according to the specifications of the cell manufacturer. The actual power capacity available during operation is lower, to increase service life
③ Due to lengths, density of grass, walking speed and the amount of grass being cut in one mowing session, we use mowing area on one charge to help you determine the best mower for your lawn

Available from Spring 2022
③ Explanation of symbols on page 436
④ Subject to product registration and annual servicing

Only while stocks last!

C = Comfort version
R = Mulch mower
V = Vario drive

RMA 765 V
PROFESSIONAL CORDLESS LAWN MOWER

ACCESSORIES:
DOUBLE BATTERY SLOT ADAPTER



See page 197



Professional cordless lawn mower for regular care of lawns in particularly noise-sensitive areas such as residential locations, schools, and hospital gardens. 63 cm / 25" cutting width, 2-blade flow-optimised mowing unit, cut-height adjustment by wheel, electric Vario wheel drive, and height-adjustable and folding comfort handlebar. 80-litre grass catcher box with fill-level indicator. **Working area covered with recommended AR 3000 L battery is 3,100 m².**



36 V • 44.0 kg^①

RMA 765 V excluding battery and charger
Order number **6392 011 1400**

Set RMA 765 V with connecting cable, AP adaptor, carrying system, AR 3000 L and AL 500
Order number **6392 200 0002**

AMK 065 Mulching kit
Order number **6909 007 1063**



PROFESSIONAL CORDLESS LAWN MOWER

The STIHL RMA 765 V can be powered by either the AR 2000 L / AR 3000 L backpack batteries, or by using the ADA 700 battery adapter in conjunction with 2 AP batteries. For a usable runtime, we recommend using AP 300, 300 S or 500 S batteries with the ADA 700 adapter. This flexible approach means the batteries can easily be removed and used with the existing AP system tools for other landscaping jobs.



ELECTRIC LAWN MOWERS

- For domestic use
- For small and medium-sized lawns
- Powerful electric motors
- Quiet operation
- Low weight for easy manoeuvring

£ For up to date pricing, please download the STIHL app or visit www.stihl.co.uk



UP TO
300 m²



RME 235

1.2 kW • 13.0 kg

Lightweight, compact electric lawn mower with a 33 cm / 13" cutting width for small lawn areas. Central cut-height adjustment as well as 2-setting height-adjustable and folding bar for comfortable handling. Including folding 30-litre grass catcher box with fill-level indicator.

Order number **6311 011 2412**

UP TO
500 m²



RME 339

1.2 kW • 15.0 kg

Lightweight, compact electric lawn mower with 37 cm / 14.5" cutting width for small lawns. Central cutting height adjustment as well as for setting height adjustable and fitting bar for comfortable handling. Includes easy opening 40-litre grass catcher box with level indicator.

Order number **6320 011 2407**

AMK 039 Mulching kit
Order number **6907 007 1081**

UP TO
600 m²



RME 443

1.5 kW • 21.0 kg

Powerful electric lawn mower with 41 cm / 16" cutting width for small and medium-sized lawns. Central cutting height adjustment as well as 2-setting height adjustable and fitting bar for comfortable handling. Includes easy opening 55-litre grass catcher box with level indicator.

Order number **6338 011 2407**

AMK 043 Mulching kit
Order number **6909 007 1083**

£ For up to date pricing, please download the STIHL app or visit www.stihl.co.uk

© Subject to product registration and annual servicing

ACCESSORIES FOR LAWN MOWERS

- Extension set for mulching and catching
- Equipment for making work easier
- Protective devices

£ For up to date pricing, please download the STIHL app or visit www.stihl.co.uk



MULCHING KIT

Mulching kit with multi-blade and mulching attachment To select the right mulching kit for your lawn mower, please note the information in the footnotes.



AMK 039 for series 3 models with a 37 cm cutting width
Order number **6909 007 1081**

AMK 043 for series 4 models with a 41 cm cutting width^①
Order number **6909 007 1083**

NEW AMK 443 for STIHL series 4 cordless lawn mowers with a 41 cm cutting width^②
Order number **6909 007 1038**

AMK 045 for series 5 models with a 43 cm cutting width
Order number **6909 007 1047**

AMK 048 for series 4 models with a 46 cm cutting width^③
Order number **6909 007 1034**

NEW AMK 448 for STIHL series 4 cordless lawn mowers with a 46 cm cutting width^④
Order number **6909 007 1039**

AMK 056 for series 7 petrol-driven models with a 54 cm cutting width
Order number **6909 007 1024**

AMK 065 for RMA 765 V
Order number **6909 007 1063**

SPEED REDUCTION PULLEY

V-belt pulley to reduce speed by 0.5 km/h.



AAL 050 for RM 4 RT
Order number **6909 700 2501**

AAL 050 P for RM 4 RTP
Order number **6909 700 2506**

Pulley for 4 series cordless models
Order number **6358 007 1095**

CATCHING-KIT

Improved catching features for difficult lawns.



ACK 050 for 6 series with a cutting width of 48 cm
Order number **6909 007 1036**

ACK 055 for 6 series with a cutting width of 53 cm
Order number **6909 007 1037**

DOUBLE BATTERY SLOT ADAPTER

Double battery slot adapter for use of two AP batteries. AP batteries not included in the scope of delivery.



ADA 700 for RMA 765 V
Order number **6909 400 9401**

① Cannot be used for cordless lawn mowers in the .2 generation: RMA 443 VC (6338 011 1430)
② Can only be used for cordless lawn mowers in the .2 generation: RMA 443 VC (6338 011 1430)
③ Cannot be used for cordless lawn mowers in the .2 generation: RMA 448 VC (6358 011 1430)
④ Can only be used for cordless lawn mowers in the .2 generation: RMA 448 VC (6358 011 1430)





Order number	Lawn areas up to ... (m ²)	Cutting width (cm / inch)	Cutting height (mm)	Mulching function	Grass catcher box (l)	Drive (km/h)	Engine type	Displacement (cm ³)	Rated output (kW / hp)	Working speed (rpm)	Weight [Ⓞ] (kg)	Sound power level guaranteed L _{WA} (dB(A))	Sound pressure level guaranteed L _{pA} (dB(A))	Uncertainty factor Sound pressure level K _{pA} [Ⓞ] (dB(A))	Vibration level a _{hw} (m/s ²)	Uncertainty factor K [Ⓞ] (m/s ²)	Comfort handlebar	Folding grass catcher box	Central cut-height adjustment	Super-Soft handle	Multi-blade	Blade-brake coupling	
2 SERIES PETROL LAWN MOWERS																							
RM 248	6350 011 3455	1,200	46 / 18	25 - 75 (7x, central)	-	55	-	STIHL EVC 200	139	2.1 / 2.8	2,800	26.0	96	83	2	2.8	1.4	-	-	•	•	-	-
RM 248 T	6350 011 3460	1,200	46 / 18	25 - 75 (7x, central)	-	55	T / 3.7	STIHL EVC 200	139	2.1 / 2.8	2,800	28.0	94	80	2	2.8	1.4	-	-	•	-	-	-
RM 253 T	6371 011 3440	1,800	51 / 20	25 - 75 (7x, central)	-	55	T / 3.7	STIHL EVC 200	139	2.1 / 2.8	2,800	29.0	97	84	2	5.5	2.2	-	-	•	•	-	-
4 SERIES PETROL LAWN MOWERS																							
RM 443 T	NEW 6338 011 3416	1,200	41 / 16	25 - 75 (6x, central)	○	55	T / 3.5	STIHL EVC 200	139	2.1 / 2.8	2,800	27.0	93	80	2	4.4	2.2	-	•	•	•	-	-
RM 448 T	! 6358 011 3411	1,200	46 / 18	25 - 75 (6x, central)	○	55	T / 3.5	B&S series 575 EX OHV RS	139	2.1 / 2.8	2,800	27.0	95	82	2	5.0	2.5	-	•	•	•	-	-
RM 448 TX	NEW 6358 011 3435	1,200	46 / 18	25 - 75 (6x, central)	○	55	T / 3.5	STIHL EVC 200	139	2.1 / 2.8	2,800	27.0	95	82	2	5.0	2.5	-	•	•	•	-	-
RM 448 TC	NEW 6358 011 3425	1,200	46 / 18	25 - 75 (6x, central)	○	55	T / 3.5	STIHL EVC 200	139	2.1 / 2.8	2,800	28.0	95	82	2	3.8	1.9	•	•	•	-	-	-
RM 448 VC	NEW 6358 011 3453	1,200	46 / 18	25 - 75 (6x, central)	○	55	V / 2.4 - 4.6	STIHL EVC 300	166	2.6 / 3.5	2,800	29.0	96	83	2	4.4	2.2	•	•	•	-	-	-
5 SERIES PETROL LAWN MOWERS																							
RM 545 T	NEW 6340 011 3409	1,200	43 / 17	25 - 80 (7x, central)	○	60	T / 3.6	STIHL EVC 300	166	2.6 / 3.5	2,800	30.0	94	80	2	5.3	2.12	-	•	•	-	-	-
RM 545 VM	NEW 6340 011 3434	1,200	43 / 17	25 - 80 (7x, central)	•	60	V / 2.2 - 3.8	STIHL EVC 300	166	2.6 / 3.5	2,800	31.0	94	80	2	5.3	2.12	-	•	•	-	•	-
RM 545 VR	NEW 6340 011 3464	1,200	43 / 17	25 - 80 (7x, central)	•	60	V / 2.2 - 4.0	STIHL EVC 300	166	2.6 / 3.5	2,800	31.0	94	80	2	5.3	2.12	-	•	•	-	-	-
6 SERIES PETROL LAWN MOWERS																							
RM 650 T	6364 011 3441	2,000	48 / 19	25 - 85 (7x, central)	•	70	T / 3.5	Kohler XT800 series OHV SC	173	2.6 / 3.5	2,800	45.0	95	81	2	3.4	1.7	•	•	•	•	•	-
RM 650 V	6364 011 3401	2,000	48 / 19	25 - 85 (7x, central)	•	70	V / 2.6 - 4.6	Kohler XT800 series OHV SC	173	2.6 / 3.5	2,800	46.0	95	81	2	3.4	1.7	•	•	•	•	•	-
RM 655 V	6374 011 3401	2,500	53 / 21	25 - 85 (7x, central)	•	70	V / 2.6 - 4.6	Kohler XT800 series OHV SC	173	2.6 / 3.5	2,800	46.0	98	84	2	3.4	1.7	•	•	•	•	•	-
RM 655 VS	NEW 6374 011 3412	2,500	53 / 21	25 - 85 (7x, central)	•	70	V / 2.6 - 4.6	Kohler HD775 series OHV SC	173	2.6 / 3.5	2,800	50.0	98	84	2	3.8	1.9	•	•	•	•	•	•
RM 655 RS	NEW 6374 011 3432	2,500	53 / 21	20 - 80 (7x, central)	-	70	T / 4.2	Kohler HD775 series OHV SC	173	2.6 / 3.5	2,800	56.0	98	84	2	3.8	1.9	•	•	•	•	-	•
7 SERIES PETROL LAWN MOWERS																							
RM 756 GS	6378 011 3411	3,000	54 / 21.2	25 - 90 (6x, single-wheel)	○	80	G / 2.5 / 3.7 / 5.0	Kawasaki FJ 180 V KAI OHV	179	2.9 / 3.9	2,800	60.0 [Ⓞ]	98	86	2	2.40	1.20	-	-	-	•	-	•
RM 756 GC	6378 011 3431	3,000	54 / 21.2	25 - 90 (6x, single-wheel)	○	80	G / 2.5 / 3.7 / 5.0	Kawasaki FJ 180 V KAI OHV	179	2.9 / 3.9	2,800	60.0 [Ⓞ]	98	86	2	2.40	1.20	•	-	-	•	-	•
RM 756 YC	6378 011 3421	3,000	54 / 21.2	25 - 90 (6x, single-wheel)	○	80	Y / 0.5 - 6.0	Kawasaki FJ 180 V KAI OHV	179	2.9 / 3.9	2,800	61.0 [Ⓞ]	98	86	2	2.40	1.20	•	-	-	•	-	•
R SERIES PETROL MULCHING LAWN MOWERS																							
RM 4 RT	6383 011 3411	2,500	53 / 21	30 - 70 (5x, central)	•	-	T / 4.9	Kohler HD675 series OHV SC	149	2.2 / 3.0	2,800	35.0 [Ⓞ]	94	82	1	3.33	1.67	-	-	•	•	-	-
RM 4 RTP	6383 011 3422	2,500	53 / 21	30 - 70 (5x, central)	•	-	T / 4.6	Kohler HD775 series OHV SC	173	2.6 / 3.5	2,800	44.0 [Ⓞ]	93	80	1	2.40	1.20	-	-	•	•	-	-

For up to date pricing, please download the STIHL app or visit www.stihl.co.uk

Only while stocks last!
 • As standard
 ○ Retrofittable (accessory)

Engine types
 SC = SmartChoke
 OHV/DOV = Overhead valves

C = Comfort version
 G = 3-gear wheel drive
 M = Mulching

P = Performance
 S = Blade-brake coupling
 T = 1-gear wheel drive

V = Vario drive
 X = Economy model
 Y = Hydrostatic wheel drive

Ⓞ Net weight excluding fuels and lubricants
 Ⓞ Uncertainty in accordance with Dir. 2006 / 42 / EC

	Order number	Lawn areas with recommended battery up to ... (m²)	Cutting width (cm / inches)	Cutting height (mm)	Mulching function	Grass catcher box (l)	Drive (km/h)	STIHL cordless power system	Rated output (kW / hp)	Working speed (rpm)	Weight (kg)	Sound power level guaranteed L _{WA} (dB(A))	Sound pressure level guaranteed L _{pA} (dB(A))	Uncertainty factor Sound pressure level K _{pA} (dB(A))	Vibration level a _{hw} (m/s²)	Uncertainty factor K _h (m/s²)	Eco mode	Comfort handlebar	Folding grass catcher box	Central cut-height adjustment	Flow-optimised blade	Super-soft handle
CORDLESS LAWN MOWERS																						
RMA 235	6311 011 1411	-	33	25 - 65 (5x, central)	-	30	-	AK System	-	3,400	14.0 ^①	89	76	2	1.80	0.90	● ^②	-	●	●	●	-
RMA 235 with 2 x AK 20 + AL 101	6311 200 0017	600 ^③	33	25 - 65 (5x, central)	-	30	-	AK System	-	3,400	15.0 ^①	89	76	2	1.80	0.90	● ^②	-	●	●	●	-
RMA 248	NEW 6350 200 0004	-	46	25 - 75 (7x, central)	-	55	-	AK System	-	3,200	21.0 ^①	96	83	2	1.80	0.90	● ^②	-	●	●	●	-
RMA 248 with 2 x AK 20 + AL 101	NEW 6350 200 0004	400 ^③	46	25 - 75 (7x, central)	-	55	-	AK System	-	3,200	22.0 ^①	96	83	2	1.80	0.90	● ^②	-	●	●	●	-
RMA 339 C	6320 011 1422	-	37	30 - 70 (5x, central)	○	40	-	AK System	-	3,350	16.0 ^①	90	76	2	1.60	0.80	●	●	●	●	●	-
RMA 339 C with 2 x AK 20 + AL 101	6320 200 0060	500 ^③	37	30 - 70 (5x, central)	○	40	-	AK System	-	3,350	17.0 ^①	90	76	2	1.60	0.80	●	●	●	●	●	-
RMA 253	NEW 6371 011 1400	250	51	25 - 75 (7x, central)	-	55	-	AP System	-	3,200	23.0 ^①	96	81	2	1.80	0.90	● ^②	-	●	●	●	-
RMA 443 C	6338 011 1411	360	41	25 - 75 (6x, central)	○	55	-	AP System	-	3,150	21.0 ^①	91	78	2	1.40	0.70	●	●	●	●	●	-
RMA 443 VC	6338 011 1430	420	41	25 - 75 (6x, central)	○	55	V/2.0 - 4.5	AP System	-	3,150	23.0 ^①	91	77	2	1.80	0.90	●	●	●	●	●	-
RMA 448 VC	6358 011 1430	400	46	25 - 75 (6x, central)	○	55	V/2.0 - 4.5	AP System	-	3,150	24.0 ^①	95	82	2	1.80	0.90	●	●	●	●	●	-
RMA 765 V	6392 011 1400	-	63	25 - 100 (8x, single-wheel)	○	80	V/0 - 6.0	AP System	-	3,300	44.0 ^①	93	84	3	1.40	0.70	●	●	-	-	●	●
Set RMA 765 V with AR 3000 L + AL 500	6392 200 0002	3,100	63	25 - 100 (8x, single-wheel)	○	80	V/0 - 6.0	AP System	-	3,300	54.0 ^①	93	84	3	1.40	0.70	●	●	-	-	●	●
RMA 2 RV	6357 011 1410	510	46	25 - 85 (4x, axle)	●	-	V/2.0 - 4.5	AP System	-	3,150	23.0 ^①	88	74	2	1.40	0.70	●	-	-	-	-	●
ELECTRIC LAWN MOWERS																						
RME 235	6311 011 2412	300	33	25 - 60 (5x, central)	-	30	-	-	1,200	3,200	13.0	93	80	2	1.4	0.70	-	-	●	●	-	-
RME 339	6320 011 2407	500	37	30 - 70 (5x, central)	○	40	-	-	1,200	3,200	14.0	93	79	1	0.82	0.41	-	-	●	●	-	-
RME 443	6338 011 2407	600	41	25 - 75 (6x, central)	○	55	-	-	1,500	2,900	19.0	96	82	2	1.4	0.70	-	-	●	●	-	-



For up to date pricing, please download the STIHL app or visit www.stihl.co.uk

- As standard
- Retrofittable (accessory)

Engine types
 SC = SmartChoke
 OHV/DOV = Overhead valves
 C = Comfort version
 R = Mulch mower
 V = Vario drive

① Max area coverage with both batteries in set in optimum conditions. Examples use recommended battery. In addition to the type of battery used, other factors influence the actually achievable area coverage, such as the lawn surface properties (obstacles, geometry), grass height and moisture level, the working speed, mulching, etc. The area coverage can be increased by recharging or using multiple batteries
 ② Uncertainty in accordance with Dir. 2006/42/EC

③ Net weight excluding fuels and lubricants
 ④ Weight excluding battery
 ⑤ Weight including battery, excluding charger
 ⑥ Eco mode can not be switched off on RMA 235, RMA 248, RMA 253



RIDE-ON MOWERS IN DETAIL



TECHNOLOGY

- 01 TWO BLADE SYNCHRONISED MOWING DECK**
The two blades in the mowing deck are offset by 90 degrees and are synchronised to give a consistent, premium cutting quality and optimum grass transport to the ejection chute and catcher box.
- 02 ELECTROMAGNETIC BLADE CLUTCH**
The mowing deck blades can be engaged and disengaged with ease from the control panel.
- 03 CATCHING MANAGEMENT SYSTEM**
The catching management system on both sides of the mowing deck also catches grass at the edges and guides it towards the blades. This enables edges to be cut with precision.

CONVENIENCE

- 04 SPRING-MOUNTED, ADJUSTABLE SEAT**
The seating position can be individually adapted to almost any user height, without the use of tools. The surface of the seat is non-slip.
- 05 THE STIHL SINGLE-PEDAL DRIVE**
The direction of travel (forward or reverse) can be selected using the selector lever on the steering column, and the speed can be continuously adjusted on an infinitely variable basis from standstill to maximum speed using the accelerator pedal. The accelerator and brake pedals are arranged in the same way as in a car with an automatic gearbox.
- 06 EASY-TO-EMPTY BOX**
The "dumper design" plastic grass catcher box can be conveniently emptied from the driver's seat using a clever lever, and its well thought-out design means it is very easy to clean.

Please note that not all products include the features presented here. Only the most important features are described on this page. For further explanations and information, see from page 436 or online at stihl.co.uk.

T4 SERIES RIDE-ON MOWERS

- For domestic use
- High manoeuvrability
- Side discharge or cut and collect options
- Large cutting widths for high mowing performance

£ For up to date pricing, please download the STIHL app or visit www.stihl.co.uk



UP TO
6,000 m²



RT 4082

452 cm³ • 8.2 kW / 11.1 PS • 203.0 kg[Ⓞ]

Manoeuvrable and compact ride-on mower with excellent driving and operating comfort. Features a STIHL EVC 4000 engine and 80 cm mowing deck. For caring for larger lawns. With STIHL single-pedal self-propulsion. High visibility out of the front of the mower. 250 l grass catcher box.

Order number **6140 200 0005**

AMK 082 Mulching kit
Order number **6907 007 1024**

UP TO
6,000 m²



RT 4097 SX

452 cm³ • 8.9 kW / 12.1 PS • 202.0 kg[Ⓞ]

Ride-on mower with side discharge and excellent driving and operating comfort. Features a STIHL EVC 4000 engine and 95 cm mowing deck. For caring for very large lawns. With STIHL single-pedal self-propulsion.

Order number **6165 200 0012**

AMK 097 S Mulching kit
Order number **6907 007 1012**

£ For up to date pricing, please download the STIHL app or visit www.stihl.co.uk

S = Side discharge Ⓞ Net weight excluding fuels and lubricants
X = Economy model Ⓜ Subject to product registration and annual servicing



T5 SERIES RIDE-ON MOWERS

- For domestic use
- Large cutting widths for very high mowing performance
- 1 cylinder or twin cylinder engine choices
- Grass catcher box with capacity of up to 350 litres

For up to date pricing, please download the STIHL app or visit www.stihl.co.uk

UP TO
6,000 m²



NEW RT 5097

452 cm³ • 8.2 kW / 11.1 PS • 228.0 kg[Ⓞ]

Powerful ride-on mower with excellent driving and operating comfort. For caring for large lawns. Now features a STIHL EVC 4000 twin cylinder engine with a large 95 cm mowing deck. With STIHL single-pedal self-propulsion and 250-litre grass catcher box.

Order number **6160 200 0023**

AMK 097 Mulching kit
Order number **6907 007 1029**

UP TO
6,000 m²



NEW RT 5097 Z

635 cm³ • 12.2 kW / 16.6 PS • 237.0 kg[Ⓞ]

Powerful ride-on mower with excellent driving and operating comfort. For caring for large lawns. Now features a STIHL EVC 7000 twin cylinder engine with a large 95 cm mowing deck. With STIHL single-pedal self-propulsion and 250-litre grass catcher box.

Order number **6160 200 0024**

AMK 097 Mulching kit
Order number **6907 007 1029**



RIDE-ON MOWERS

If you have large areas of lawn which need to be tamed, then STIHL ride-on mowers are the machines for you. These lawn mowers cater for large lawns up to 10,000 m² (or a hectare). To put that into perspective, an average football pitch (75m x 110m) is about 0.8 hectares and a rugby pitch (144m x 70m) is about a hectare, give or take a few metres.

All STIHL ride-on lawn mowers come with 5-years domestic warranty, are easy to control from the comfortable driving seat and are powered by great quality engines. Other smart features include easy to empty grass boxes, simple to adjust mowing heights and above all else, a class-leading cut to leave your lawn with a crisp, neat finish.

UP TO
6,000 m²



NEW RT 5112 Z

635 cm³ • 12.2 kW / 16.6 PS • 258.0 kg[Ⓞ]

Powerful ride-on mower with excellent driving and operating comfort. For caring for very large lawns. Now features a STIHL EVC 7000 twin cylinder engine with a large 110 cm mowing deck. With STIHL single-pedal self-propulsion and 350-litre grass catcher box.

Order number **6160 200 0025**

AMK 127 Mulching kit
Order number **6907 007 1032**



MOTO4PLUS

Power tool petrol developed specifically for STIHL small 4-stroke engines. User-friendly and engine-friendly thanks to fewer emissions (free from ethanol; almost no olefins and aromatic compounds). Can be kept in storage for up to five years. Reliable top performance – STIHL small 4-stroke engines and STIHL Moto4Plus are made for each other; all conceivable applications have been rigorously tested.

NEW 11

Order number **7009 319 0003**

51

Order number **7009 319 0002**

For up to date pricing, please download the STIHL app or visit www.stihl.co.uk

Z = STIHL EVC twin cylinder engine

Ⓞ Net weight excluding fuels and lubricants

Ⓢ Subject to product registration and annual servicing



T6 SERIES RIDE-ON MOWERS

- For ambitious domestic users and landscapers
- Maximum performance due to very large cutting widths
- Cruise control
- Synchronous mowing unit

£ For up to date pricing, please download the STIHL app or visit www.stihl.co.uk



UP TO
8,000 m²



NEW RT 6112 ZL

635 cm³ • 12.2 kW / 16.6 PS • 268.0 kg[Ⓢ]

Powerful ride-on mower with cruise control, outstanding driving and operating comfort. For caring for very large lawns. Now features a STIHL EVC 7000 twin cylinder engine and a 110 cm mowing deck. With STIHL single-pedal self-propulsion and 350-litre grass catcher box.

Order number **6170 200 0029**

AMK 127 Mulching kit
Order number **6907 007 1032**

UP TO
10,000 m²



NEW RT 6127 ZL

764 cm³ • 15.6 kW / 21.2 PS • 281.0 kg[Ⓢ]

Very powerful ride-on mower that is extremely comfortable to drive and operate. For maintaining particularly large areas of lawn. Now features a STIHL EVC 8000 twin cylinder engine and a 125 cm mowing deck. With the STIHL single-pedal drive and 350-litre grass catcher box.

Order number **6170 200 0030**

AMK 127 Mulching kit
Order number **6907 007 1032**

£ For up to date pricing, please download the STIHL app or visit www.stihl.co.uk

L = Luxury features (e.g. cruise control)
Z = STIHL EVC twin cylinder engine

ACCESSORIES FOR RIDE-ON MOWERS

- Extra equipment when mowing lawns
- For use in winter
- For protecting against the weather

£ For up to date pricing, please download the STIHL app or visit www.stihl.co.uk



MULCHING KIT

Additional equipment sets for mulching cuttings.



AMK 082 Multi-blade and mulching insert for an 80 cm cutting width for RT 4082
Order number **6907 007 1024**

AMK 097 Mulching insert for a 95 cm cutting width, for selected models in the T5 series
Order number **6907 007 1029**

AMK 097 S Mulching insert for a 95 cm cutting width, for selected models in the T4 series
Order number **6907 007 1012**

AMK 112 S Mulching insert for a 110 cm cutting width, for RT 4112[Ⓢ]
Order number **6907 007 1014**

AMK 127 Mulching insert, for a 110 cm and 125 cm cutting width, for selected models in the T5 series and all models in the T6 series
Order number **6907 007 1032**

DEFLECTOR

For rear discharge of cuttings.



ADF 400 for RT 4082
Order number **6907 760 6926**

ADF 500 for the T5 and T6 series
Order number **6907 760 6931**

GARDEN ROLLER

98 cm wide.



AGW 098 for all ride-on mowers
Order number **6907 760 3601**

DIAGNOSTIC CHARGER

For optimised charging and reactivation of 12 V batteries.



ADL 012 for all ride-on mowers
Order number **6907 430 2507**

Ⓢ Net weight excluding fuels and lubricants
Ⓢ Speak with STIHL Approved Dealer for availability
Ⓢ Subject to product registration and annual servicing





STORAGE COVER

To use for storage, protects against dust and the elements.

AAH 200 for the T4 series
Order number **6907 900 3506**

AAH 300 for the T5 and T6 series
Order number **6907 700 2101**



SNOW-CLEARING SET

Snow plough attachment with easy, convenient height and side adjustment from your seat.

ASP 125 for T4 series (excluding RT 4082), T5 series and T6 series
Order number **6907 730 3018**

SNOW CHAINS

For safe driving on snow.



ASK 018 for RT 4097 SX, RT 5097, RT 5097 Z
and RT 5112 Z
Order number **6907 730 3432**

ASK 020 for RT 4112 SZ, RT 6112 ZL and RT 6127 ZL
Order number **6907 730 3437**



	Order number	Lawn areas up to ... (m ²)	Cutting width (cm)	Cutting height (mm)	Mulching function	Grass catcher box (l)	Transmission	Tank volume (l)	Engine type	Displacement (cm ³)	Rated output (kW / hp)	Working speed (rpm)	Tool L x W x H (cm)	Weight ^① (kg)	Guaranteed sound power level (dB(A))	Measured sound pressure level (dB(A))	Uncertainty factor Sound pressure level K _{pA} ^② (dB(A))	Vibration level (m/s ²)	Uncertainty factor K ^③ (m/s ²)	Single-pedal drive	Synchronous mowing unit	Electromagnetic blade clutch	Grass guide system	Spring-mounted, adjustable seat	Side discharge	Easy box-emptying	Cruise control	
RIDE-ON MOWERS																												
RT 4082	6140 200 0005	4,000	80	35 - 90	o	250	Hydrostatic	6	STIHL EVC 4000	452	8.2 / 11.1	2,700	213 x 90 x 117	203.0	100	86	2	0.60 / 3.00	0.30 / 1.50	•	-	•	•	•	-	•	-	
RT 4097 SX	6165 200 0012	6,000	95	35 - 90	o	-	Hydrostatic	9	STIHL EVC 4000	452	8.9 / 12.1	3,100	187 x 116 x 115	202.0	100	85	2	0.50 / 2.80	0.25 / 1.40	•	-	•	•	•	•	-	•	-
RT 5097	NEW 6160 200 0023	6,000	95	30 - 100	o	250	Hydrostatic	9	STIHL EVC 4000	452	8.2 / 11.1	2,700	206 x 98 x 115	228.0	100	86	2	0.98 / 2.60	0.49 / 1.30	•	-	•	•	•	-	•	-	
RT 5097 Z	NEW 6160 200 0024	6,000	95	30 - 100	o	250	Hydrostatic	9	STIHL EVC 7000	635	12.2 / 16.6	2,700	242 x 101 x 116	237.0	100	86	2	0.98 / 2.20	0.49 / 1.10	•	-	•	•	•	-	•	-	
RT 5112 Z	NEW 6160 200 0025	8,000	110	30 - 100	o	350	Hydrostatic	9	STIHL EVC 7000	635	12.2 / 16.6	2,700	260 x 117 x 116	258.0	100	86	2	0.98 / 4.40	0.49 / 2.20	•	•	•	•	•	-	•	-	
RT 6112 ZL	NEW 6170 200 0029	8,000	110	30 - 110	o	350	Hydrostatic	9	STIHL EVC 7000	635	12.2 / 16.6	2,700	260 x 117 x 118	268.0	100	86	2	0.50 / 4.40	0.25 / 2.20	•	•	•	•	•	-	•	•	
RT 6127 ZL	NEW 6170 200 0030	10,000	125	30 - 110	o	350	Hydrostatic	9	STIHL EVC 8000	764	15.6 / 21.2	2,950	260 x 132 x 118	281.0	105	90	2	0.50 / 4.40	0.25 / 2.20	•	•	•	•	•	-	•	•	

£ For up to date pricing, please download the STIHL app or visit www.stihl.co.uk

• As standard
o Retrofittable (accessory)

L = Luxury features (e.g. cruise control)
S = Side discharge
X = Economy model
Z = STIHL EVC twin cylinder engine

① Net weight excluding fuels and lubricants
② Uncertainty in accordance with Dir. 2006 / 42 / EC
③ These values refer to the seat / steering wheel respectively



SCARIFIERS IN DETAIL



TECHNOLOGY

- 01 POLYMER HOUSING**
The polymer housing combines exceptional lightness with high resistance and robustness.
- 02 EASY START ENGINE**
Thanks to our SmartChoke technology, the engine starts with little effort at any temperature.
- 03 STIHL LITHIUM-ION BATTERY TECHNOLOGY**
STIHL AK System batteries enable quiet and comfortable work.
- 04 SCARIFYING BLADE SPRING TINE ROLLER**
The fixed scarifying blade ensures effective lawn ventilation, and have a sharp, robustly built design that supports efficient work results on an ongoing basis. The spring tine roller uses its flexible tines to gently comb out dead plant material and moss from the surface of the earth, without cutting into the turf.

CONVENIENCE

- 05 EASY BLADE ACTIVATION**
Easy to change from transport position to work position.
- 06 WORKING DEPTH ADJUSTMENT**
On the RL 540, the working depth of the blades can be adapted to one of six levels to suit the subsurface, by means of the ergonomically designed rotary handle on the handlebar. On the RLA 240 the working depth can be adjusted on an infinitely variable basis using an ergonomically designed rotary switch on the housing. This means that both the scarifying blade and the spring tine roller can be adapted to the subsurface.
- 07 HEIGHT-ADJUSTABLE HANDLEBAR**
On the RLA 240, the handlebar can be easily adjusted to four different heights. In addition, it is foldable in three places, enabling easy transport and space-saving storage.
- 08 GRASS CATCHER BOX**
The 50-litre grass catcher box is made from a tearproof woven textile. The steel frame with carry handle ensures stability and makes it comfortable to carry.

Please note that not all products include the features presented here. Only the most important features are described on this page. For further explanations and information, see from page 436 or online at stihl.co.uk.

LAWN SCARIFIERS AND ACCESSORIES

- For domestic users
- For removing lawn thatch and moss
- For improving lawn quality
- Easy manoeuvrability

£ For up to date pricing, please download the STIHL app or visit www.stihl.co.uk



UP TO
2,000 m²



RL 540

149.0 cm³ • 2.2 kW / 3.0 hp • 33.0 kg[Ⓞ]

Powerful petrol lawn scarifier with Kohler XT675 Series OHV SC engine for scarifying larger lawns. Working width 38 cm, 7 double blades, 25 mm working depth, 6 settings, catcher bag can be purchased as an accessory.

Order number **6290 011 3105**



RLA 240

36 V • 15.0 kg[Ⓞ]

Compact cordless aerator for scarifying and combing smaller areas of lawn. Central adjustment of the working depth using a rotary switch on the housing, handlebar with 4-setting height adjustment, 34 cm / 13.4" working width, 16 blades. Includes scarifying blade, spring tine roller and 50-litre grass catcher box. For more information on features and technical details, see page 212. **Working area covered with recommended AK 30 battery is 250 m².**

RLA 240 excluding battery and charger
Order number **6291 011 6600**

Recommended set
RLA 240 with AK 30 and AL 101

RLA 240 with 2 × AK 30 and AL 101
Order number **6291 200 0002**

£ For up to date pricing, please download the STIHL app or visit www.stihl.co.uk

Ⓞ Net weight excluding fuels and lubricants
Ⓜ Weight excluding battery
Ⓝ Explanation of symbols on page 447
Ⓢ Subject to product registration and annual servicing





WHAT IS SCARIFYING?

STIHL lawn scarifiers are designed to break up and remove unwanted grass or plants that are covering the surface of a lawn, such as if you have a very mossy or thatch-covered lawn. Scarifying is a great way to give it a refresh by breaking up the moss and letting light and air reach the grass. By removing the dead grass, water will not be blocked from entering the lawn so your grass will be able to grow in the right way.

We recommend following these tips when scarifying your lawn:

- You don't need to scarify your lawn every week - a thorough effort once or twice a year should be sufficient.
- Do not scarify in the height of summer! Lawns need time to recover after scarifying, so it's best to do it in an active growth phase - either early Spring, or Autumn time work best.
- Make sure that it isn't too hot or too cold - if an early heatwave hits or there is late frost, wait until the weather has stabilised. A soil temperature of around 8 degrees or above is ideal.
- There are several ways to scarify, and the option you choose may well depend on how big your lawn is. The simplest way is to use a spring-tined rake, and just rake the moss or thatch out.

CATCHING BOX

Catching box with a volume of 50 litres.



AFK 050 for RL 540
Order number 6910 700 9601



	Order number	Lawn areas up to ... (m ²)	Working width (cm)	Working depth range (mm)	Catcher box	Engine type / STIHL cordless power system	Displacement (cm ³)	Rated output/Rated speed (kW / hp)	Rated output (W)/Rated speed (rpm)	Weight (kg)	Guaranteed sound power level L _{WA} (dB(A))	Measured sound pressure level L _{pA} (dB(A))	Sound pressure level uncertainty factor K _{pA} (dB(A))	Vibration level ahw (m/s ²)	Uncertainty factor K (m/s ²)	Working depth adjustment on the handlebar/housing	Aerator roller
PETROL SCARIFIER																	
RL 540	6290 011 3105	2,000	38	25, 6× adjustable	○	Kohler XT675 OHV SC	149	2.2/ 3.0	2,800	33.0 ^①	94	81	2	4.12	2.06	●/-	-
CORDLESS SCARIFIER																	
RLA 240	6291 011 6600	-	34	-7.5 up to +7.5mm central, infinitely variable	●	AK System	-	-	900/ 3,650	15.0 ^①	92	75	3	4.8	2.4	-/●	●
RLA 240 with 2 × AK 30 + AL 101	6291 200 0002	500 ^②	34	-7.5 up to +7.5mm central, infinitely variable	●	AK System	-	-	900/ 3,650	16.0 ^③	92	75	3	4.8	2.4	-/●	●

For up to date pricing, please download the STIHL app or visit www.stihl.co.uk

● As standard
○ Retrofittable (accessory)

Engine types
SC = SmartChoke
OHV = Overhead valves

① K_{pA}/K uncertainty factors in accordance with Dir. 2006/42/ECRS
② Net weight excluding fuels and lubricants
③ Weight excluding battery

④ Weight including battery, excluding charger
⑤ For use with the 2 × AK 30, one after the other, in one direction (no crossing-over)





TAME LONG GRASS WITH EASE.

Petrol grass trimmers, brushcutters and clearing saws	217	Accessories and parts for grass trimmers, brushcutters and clearing saws	232
Cordless grass trimmers and brushcutters	226	Cutting tools and mowing lines	240
Electric grass trimmers	230	Accessories for cutting tools	248
Petrol backpack brushcutters	231		



2022 PRICING

For up to date pricing, download the STIHL app from Google Play or the App Store or visit www.stihl.co.uk



GRASS TRIMMERS, BRUSHCUTTERS AND CLEARING SAWS IN DETAIL



TECHNOLOGY

01 STIHL 2-MIX ENGINE

The STIHL 2-MIX engine is both powerful and economical. Separating the exhaust emissions from the unburnt gas minimises scavenging losses, and therefore increases the power output while reducing consumption. For more information on STIHL 2-MIX technology, visit stihl.co.uk.

02 STIHL M-TRONIC

Fully electronic engine management guarantees the best possible engine performance as well as a constant maximum speed and superb acceleration. There's only one start position on the combi-lever too, which means easy starting with minimum pulls.

CONVENIENCE

03 STIHL ERGOSTART

An extra spring between the crankshaft and starter cord keeps load peaks to a minimum so they can barely be felt on the cord. That means trouble-free, almost effortless starting.

04 STIHL ANTI-VIBRATION SYSTEM

The STIHL anti-vibration system reduces handle vibrations, making the tool less tiring and more comfortable to operate. It is available in a 1-point version with a 4-point version on more powerful models.

05 MULTI-FUNCTION HANDLE

All the engine controls - including the STIHL ECOSPEED partial load function - can be controlled with just one hand. It couldn't be easier to use.

Please note that not all products include the features presented here. Only the most important features are described on this page. For further explanations and information, see from page 436 or online at stihl.co.uk.

PETROL GRASS TRIMMERS

- Ideal for home gardens
- Perfect for mowing small areas of grass and trimming lawn edges
- Simple to start
- With curved shafts for easy control

For up to date pricing, please download the STIHL app or visit www.stihl.co.uk



FS 38

27.2 cm³ • 0.65 kW / 0.9 hp • 4.2 kg[Ⓞ]

Lightest petrol grass trimmer in the STIHL range. Ideal for trimming lawn edges. Multi-function controls, round handle, STIHL 2-MIX engine, AutoCut C 6-2 mowing head.



Order number 4140 012 2353

Replacement round mowing line 2.0 mm/14 m

Order number 0000 930 2335

FS 40

27.2 cm³ • 0.7 kW / 1.0 hp • 4.4 kg[Ⓞ]

For trimming small areas of grass and lawn edges. Simple starting system, multi-function controls, round handle, STIHL 2-MIX engine, AutoCut C 6-2 mowing head.



Order number 4144 011 2309

Replacement round mowing line 2.0 mm/14 m

Order number 0000 930 2335

FS 50 C-E

27.2 cm³ • 0.8 kW / 1.1 hp • 4.5 kg[Ⓞ]

STIHL's most powerful grass trimmer. STIHL ErgoStart for easier starting. Multi-function controls, round handle, tool-free handle angle adjustment, STIHL 2-MIX engine, AutoCut C 6-2 mowing head.

STIHL ERGOSTART



Order number 4144 011 2315

Replacement round mowing line 2.0 mm/14 m

Order number 0000 930 2335

For up to date pricing, please download the STIHL app or visit www.stihl.co.uk

C = Comfort version
E = STIHL ErgoStart

Ⓞ Weight excluding fuel, cutting tool and guard



PETROL BRUSHCUTTERS FOR GARDENS MAINTENANCE

- For mowing large areas of grass
- High-performance tools with various cutting attachments

For up to date pricing, please download the STIHL app or visit www.stihl.co.uk



FS 55 R

27.2 cm³ • 0.75 kW / 1.0 hp • 4.4 kg^①

For comfortable operation when mowing around obstacles. Multi-function handle, loop handle, STIHL 2-MIX engine, single strap harness, AutoCut C 26-2 mowing head.^②



Order number **4140 200 0526**

Replacement round mowing line ● 2.4 mm / 14 m

Order number **0000 930 2338**

FS 55

27.2 cm³ • 0.75 kW / 1.0 hp • 4.9 kg^①

For comfortable operation in larger areas of grass. Ergonomic multifunction control on bike handle, tool-free handle adjustment, STIHL 2-MIX engine, single strap harness, AutoCut C 26-2 mowing head.^②



Order number **4140 200 0523**

Replacement round mowing line ● 2.4 mm / 14 m

Order number **0000 930 2338**

Order number

FS 55 R, FS 56 RC-E,
FS 70 RC-E, FS 70 C-E
FS 55

ALTERNATIVE MOWING HEADS FOR FS 55 - FS 70

TRIMCUT C 32-2	4002 710 2198	•	•
AUTOCUT 25-2	4002 710 2108	•	•
AUTOCUT C 26-2	4002 710 2169	•	•
SUPERCUT 20-2	4002 710 2184	•	•
POLYCUT 28-2	NEW 4002 820 2300	•	-
DUROCUT 20-2	4002 710 2182	•	•

For up to date pricing, please download the STIHL app or visit www.stihl.co.uk

FS 56 RC-E

27.2 cm³ • 0.8 kW / 1.1 hp • 4.8 kg^①

For easy starting and mowing grass around obstacles. Multi-function controls, loop handle, STIHL 2-MIX engine, single strap harness, AutoCut C 26-2 mowing head.^②

STIHL ERGOSTART



Order number **4144 200 0200**

Replacement round mowing line ● 2.4 mm / 14 m

Order number **0000 930 2338**

FS 56 C-E

27.2 cm³ • 0.8 kW / 1.1 hp • 5.2 kg^①

Easy to start brushcutter for working on areas of tough grass. Multifunction controls, bike handle, STIHL 2-MIX engine, straight shaft, single strap harness, AutoCut C 26-2 mowing head.^②

STIHL ERGOSTART



Order number **4144 200 0196**

Replacement round mowing line ● 2.4 mm / 14 m

Order number **0000 930 2338**

FS 70 RC-E

27.2 cm³ • 0.9 kW / 1.2 hp • 4.8 kg^①

Light and easy to manoeuvre brushcutter for mowing around obstacles. STIHL ErgoStart for easy starting, multi-function controls, STIHL 2-MIX engine, single strap harness, AutoCut C 26-2 mowing head.^②

STIHL ERGOSTART



Order number **4144 200 0203**

Replacement round mowing line ● 2.4 mm / 14 m

Order number **0000 930 2338**

FS 70 C-E

27.2 cm³ • 0.9 kW / 1.2 hp • 5.4 kg^①

For mowing large areas of tough grass. STIHL ErgoStart for easy starting, multi-function handle, bike handle, STIHL 2-MIX engine, ADVANCE universal harness, AutoCut C 26-2 mowing head and GrassCut 230-2 metal cutting tool.

STIHL ERGOSTART



Order number **4144 200 0202**

Replacement round mowing line ● 2.4 mm / 14 m

Order number **0000 930 2338**



C IN THE PRODUCT NAME STANDS FOR COMFORT FEATURE

Many STIHL tools are fitted as standard with special comfort features that can be identified by the C in the product name, e.g. FS 56 C-E. The E stands for STIHL ErgoStart, meaning the starter cord is easy to pull, and the machine starts with minimum effort required.



C = Comfort version
E = STIHL ErgoStart
R = Loop handle
① Weight excluding fuel, cutting tool and guard
② AutoCut C 26-2 mowing head not pictured



PETROL BRUSHCUTTERS FOR LANDSCAPE MAINTENANCE

- Robust, dependable, powerful
- Ideal for mowing large areas of long grass
- Also perfect for clearing weeds, tree cultivation, overgrown thickets and bushes

For up to date pricing, please download the STIHL app or visit www.stihl.co.uk



FS 94 RC-E

24.1 cm³ • 0.9 kW / 1.2 hp • 4.6 kg^①

The FS 94 series is the lightest brushcutter in this segment. Suitable for mowing tough grass in areas that are difficult to access and around obstacles. STIHL ErgoStart for easy starting, loop handle, engine controls with STIHL ECOSPEED partial load control, STIHL 2-MIX engine, straight shaft. Supplied with single strap harness and AutoCut 25-2 mowing head.

Order number **4149 200 0083**

Replacement round mowing line ● 2.4 mm / 41 m
Order number **0000 930 2339**

STIHL ERGOSTART



FS 94 C-E

24.1 cm³ • 0.9 kW / 1.2 hp • 4.9 kg^①

The FS 94 series is the lightest brushcutter in this segment. STIHL ErgoStart for easy starting, bike handle, engine controls with STIHL ECOSPEED partial load control, STIHL 2-MIX engine, straight shaft, single strap harness, AutoCut 25-2 mowing head.②

Order number **4149 200 0077**

Replacement round mowing line ● 2.4 mm / 41 m
Order number **0000 930 2339**

STIHL ERGOSTART



FS 91 R

28.4 cm³ • 0.95 kW / 1.3 hp • 5.5 kg^①

For working in areas with tough grass that are difficult to access or in tight spaces around obstacles. Simplified starting, loop handle, control handle with stop button, STIHL 4-MIX[®] engine with larger tank for increased cutting time between filling, rigid drive shaft. Supplied with AutoCut C 26-2 mowing head.③

Order number **4180 200 0686**

Replacement round mowing line ● 2.4 mm / 41 m
Order number **0000 930 2339**

STIHL 4-MIX[®]



FS 91

28.4 cm³ • 0.95 kW / 1.3 hp • 5.8 kg^①

For working on large areas of tough grass. Simplified starting, bike handle, control handle with stop button, STIHL 4-MIX[®] engine with larger tank for increased cutting time between filling, rigid drive shaft, Supplied with ADVANCE Universal double shoulder harness, AutoCut C 26-2 mowing head and GrassCut 230-2 metal cutting tool.

Order number **4180 200 0684**

Replacement round mowing line ● 2.4 mm / 41 m
Order number **0000 930 2339**

STIHL 4-MIX[®]



FS 111 R

31.4 cm³ • 1.05 kW / 1.4 hp • 5.5 kg^①

A powerful landscaping tool for cutting tough grass in hard to reach areas and around obstacles. Simplified starting, loop handle, control handle with stop button, STIHL 4-MIX[®] engine with larger tank for increased cutting time between filling, rigid drive shaft. Supplied with single shoulder harness and AutoCut C 26-2 mowing head.③

Order number **4180 200 0677**

Replacement round mowing line ● 2.4 mm / 41 m
Order number **0000 930 2339**

STIHL 4-MIX[®]



FS 111

31.4 cm³ • 1.05 kW / 1.4 hp • 5.8 kg^①

The ideal landscaping tool for cutting large areas of tough grass. Simplified starting, bike handle, control handle with stop button, STIHL 4-MIX[®] engine with larger tank for increased cutting time between filling, rigid drive shaft, Supplied with ADVANCE Universal double shoulder harness, AutoCut C 26-2 mowing head and GrassCut 230-4 metal cutting tool.

Order number **4180 200 0676**

Replacement round mowing line ● 2.4 mm / 41 m
Order number **0000 930 2339**

STIHL 4-MIX[®]



Order number

FS 91, FS 111, FS-KM

FS 94 RC-E, FS 94 C-E

FS 131

FS 240 C-E

ALTERNATIVE MOWING HEADS FOR FS 91 - FS 240

Mowing Head	Order number	FS 91	FS 111	FS-KM	FS 94 RC-E	FS 94 C-E	FS 131	FS 240 C-E
TRIMCUT C 32-2	4002 710 2198	•	•	•	•	•	•	•
AUTOCUT 25-2	4002 710 2108	•	•	•	•	•	•	•
AUTOCUT C 26-2	4002 710 2169	•	•	•	•	•	•	•
AUTOCUT 36-2	4002 710 2170	•	-	•	•	•	•	•
SUPERCUT 20-2	4002 710 2184	•	•	•	•	•	•	•
POLYCUT 28-2	NEW 4002 820 2300	•	•	•	•	•	•	•
DUROCUT 20-2	4002 710 2182	•	•	•	•	•	•	•

For up to date pricing, please download the STIHL app or visit www.stihl.co.uk



OUR SOLUTIONS FOR EFFECTIVE WEED REMOVAL

We offer multiple solutions for the effective, low-spin removal of weeds and grass of various types. The RG-KM features reciprocating blades and is compatible with most KombiEngines - petrol or cordless. Alternatively the RG head can be retrofitted to selected brushcutter models. Finally the RGA 140 is a dedicated tool in the AP System for use with the reciprocating blades.

- ➔ RG-KM rotary cutting head for KombiEngines on page 143
- RGA 140 rotary cutting head on page 229
- RG rotary cutting head for brushcutters on page 233



C = Comfort version
E = STIHL ErgoStart
R = Loop handle

① Weight excluding fuel, cutting tool and guard
② AutoCut 25-2 mowing head not pictured
③ AutoCut C 26-2 mowing head not pictured



FS 131 R

36.3 cm³ • 1.4 kW / 1.9 hp • 5.5 kg^①

Powerful brushcutter for tougher jobs in areas that are hard to access or in tighter spaces. Simplified starting, loop handle, control handle with stop button, STIHL 4-MIX® engine with larger tank for increased cutting time between filling, rigid drive shaft. Supplied with single shoulder harness and AutoCut C 26-2 mowing head.^②

Order number **4180 200 0680**

Replacement round mowing line ● 2.4 mm / 41 m
Order number **0000 930 2339**



STIHL 4-MIX®

FS 131

36.3 cm³ • 1.4 kW / 1.9 hp • 5.8 kg^①

Powerful brushcutter for tougher jobs and larger areas of tall grass. Simplified starting, bike handle, control handle with stop button, STIHL 4-MIX® engine with larger tank for increased cutting time between filling, rigid drive shaft. Supplied with ADVANCE Universal double shoulder harness, AutoCut C 26-2 mowing head and GrassCut 230-4 metal cutting tool.

Order number **4180 200 0678**

Replacement round mowing line ● 2.4 mm / 41 m
Order number **0000 930 2339**



STIHL 4-MIX®

NEW

FS 240 C-E

37.7 cm³ • 1.7 kW / 2.3 hp • 7.1 kg^①

Ideal for agricultural and horticultural work. STIHL ErgoStart for easy starting, 1-point anti-vibration system, multi-function controls, bike handle, tool-free handle adjustment, STIHL 2-MIX engine, straight shaft, solid drive shaft. ADVANCE Universal double shoulder harness, AutoCut 25-2 mowing head and GrassCut 230-4 metal cutting tool.

Order number **4147 200 0360**

Replacement round mowing line ● 2.4 mm / 41 m
Order number **0000 930 2339**



STIHL ERGOSTART



Order number

FS 91, FS 111, FS 131, FSA 130, FSA 135

FS 94 RC-E, FS 94 C-E, FSA 90 R

FS 240 C-E

GRASSCUT GRASS-CUTTING BLADE

230 mm (2 B)	4001 713 3805	●	●	●
260 mm (2 B)	4001 713 3812	●	●	●
230 mm (4 B)	4001 713 3801	●	●	●
230 mm (8 T)	4001 713 3803	●	●	●
250 mm (32 T) ^②	4001 713 3813	●	●	●
250 mm (40 T) ^②	4001 713 3806	-	●	●
250 mm (44 T) ^②	4001 713 3811	○	●	●

BRUSHCUT BRUSH KNIFE

250 mm (3 B)	4112 713 4100	●	-	●
--------------	---------------	---	---	---

WOODCUT CIRCULAR SAW BLADE, SCRATCHER-TOOTH

200 mm (80 T)	4112 713 4201	-	-	●
---------------	---------------	---	---	---

WOODCUT CIRCULAR SAW BLADE, CHISEL-TOOTH

200 mm (22 T)	4112 713 4203	●	-	●
200 mm (22 T) HP ^③	4001 713 4203	●	-	●

£ For up to date pricing, please download the STIHL app or visit www.stihl.co.uk

C = Comfort version
E = STIHL ErgoStart
R = Loop handle

① Weight excluding fuel, cutting tool and guard
② Low-spin
③ AutoCut C 26-2 mowing head not pictured
④ Very durable, long service life
⑤ HP = High performance (20% better cutting performance)

NEW

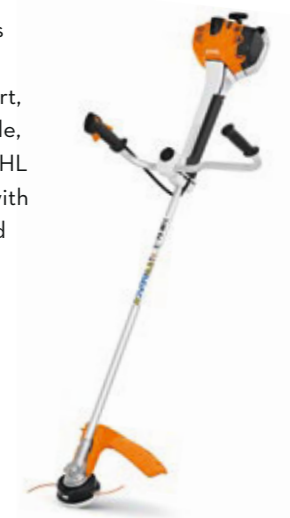
FS 361 C-EM

37.7 cm³ • 1.7 kW / 2.3 hp • 8.6 kg^①

For mowing tough areas of grass and brush. STIHL 4-point anti-vibration system, STIHL ErgoStart, multi-function handle, bike handle, tool-free handle adjustment, STIHL 2-MIX engine, STIHL M-Tronic, with ADVANCE universal harness and AutoCut 46-2 mowing head.

Order number **4147 200 0376**

Replacement round mowing line ● 2.7 mm / 65 m
Order number **0000 930 2343**



STIHL ERGOSTART



NEW

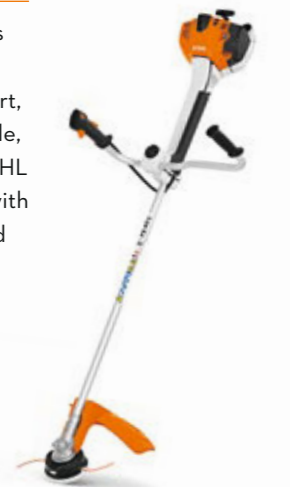
FS 411 C-EM

41.6 cm³ • 2.0 kW / 2.7 hp • 8.7 kg^①

For mowing tough areas of grass and brush. STIHL 4-point anti-vibration system, STIHL ErgoStart, multi-function handle, bike handle, tool-free handle adjustment, STIHL 2-MIX engine, STIHL M-Tronic, with ADVANCE universal harness and AutoCut 46-2 mowing head.

Order number **4147 200 0398**

Replacement round mowing line ● 2.7 mm / 65 m
Order number **0000 930 2343**




STIHL ERGOSTART



CLEARING SAWS

- Comfortable, durable and powerful professional tools
- For forestry work, landscaping and road maintenance
- For removing scrub and uncontrolled growth
- For mowing large areas
- For shredding and sawing jobs in the forest

£ For up to date pricing, please download the STIHL app or visit www.stihl.co.uk



C = Comfort version
E = STIHL ErgoStart
M = STIHL M-Tronic

① Weight excluding fuel, cutting tool and guard



PROFESSIONAL TIP

Our L version clearing saw is designed for users over 190cm tall. The longer shaft reduces the need to stoop, and ensures the mowing head meets the ground at the optimum angle. This in turn creates a better quality cut, and reduces premature wear of the mowing line.

CLEARING SAW UPDATE - WHAT'S NEW?

The new clearing saw models are identifiable by the white STIHL logo on the power head (previous models featured a black logo). Compared to previous models, the line head cutting diameter has increased and the gear ratio optimised, improving mowing performance and productivity. Technical enhancements to the gearbox also includes updates to the sealing system, main bearing and lubricant circulation, leading to increased robustness and a long service life. A new deflector design makes them easier to store and increases visibility of the cutting attachment whilst working. Improvements to the AV system reduce vibration levels during partial load operation. Finally, all new clearing saws feature the latest version of M-Tronic for fast throttle response, economical fuel consumption and reduced downtime.

NEW FS 461 C-EM

45.6 cm³ • 2.2 kW / 3.0 hp • 8.7 kg^①



For working in challenging areas of tough grass. STIHL 4-point anti-vibration system, STIHL ErgoStart, multi-function handle, bike handle, tool-free handle adjustment, STIHL 2-MIX engine, STIHL M-Tronic. With ADVANCE Universal harness and AutoCut 46-2 mowing head.



Order number 4147 200 0395

Replacement round mowing line ●2.7 mm / 65 m
Order number 0000 930 2343

NEW FS 461 C-EM L

45.6 cm³ • 2.2 kW / 3.0 hp • 8.8 kg^①



Long shaft. Shares the same features as the FS 460 C-EM but is ideally suited to users over 190 cm tall. ADVANCE Universal harness and AutoCut 46-2 mowing head.



Order number 4147 200 0389

Replacement round mowing line ●2.7 mm / 65 m
Order number 0000 930 2343



PAGE **246**

METAL CUTTING TOOLS

Find out which metal cutting head suits your clearing saw here.

For up to date pricing, please download the STIHL app or visit www.stihl.co.uk

C = Comfort version
E = STIHL ErgoStart
M = STIHL M-Tronic

NEW FS 491 C-EM

51.6 cm³ • 2.4 kW / 3.3 hp • 9.3 kg^①



For professional applications in landscape maintenance. STIHL 4-point anti-vibration system, STIHL ErgoStart, multi-function handle, bike handle, tool-free handle adjustment, 2-MIX engine, STIHL M-Tronic, easy starting, stop button, with ADVANCE Universal harness and BrushCut 300-3 brush knife.



Order number 4148 200 0145

NEW FS 561 C-EM

57.1 cm³ • 2.8 kW / 3.8 hp • 10.2 kg^①



The most powerful STIHL clearing saw. STIHL 4-point anti-vibration system, STIHL ErgoStart, multi-function handle, bike handle, tool-free handle adjustment, 2-MIX engine, STIHL M-Tronic, easy starting, stop button, with double shoulder harness XXL and WoodCut 255-26 saw blade.



Order number 4148 200 0146



PATENT EP 2031043^③

MOTOMIX FUEL MIXTURE

Ready-mixed fuel (1:50) for all STIHL 2-stroke engines. For a full description, see page 339.

11
Order number 7009 874 0103

51
Order number 7009 874 0100

① Weight excluding fuel, cutting tool and guard
② Explanation of quality marks on page 451
③ Patented in several European countries

For up to date pricing, please download the STIHL app or visit www.stihl.co.uk

C = Comfort version
E = STIHL ErgoStart
M = STIHL M-Tronic

① Weight excluding fuel, cutting tool and guard
② Explanation of quality marks on page 451



CORDLESS GRASS TRIMMERS AND BRUSHCUTTERS

- Large range of tools for domestic and professional users
- Simple to operate
- Light, compact and comfortable to use
- Perfect for noise-sensitive residential areas and around hospitals, cemeteries, schools, etc.

For up to date pricing, please download the STIHL app or visit www.stihl.co.uk




FSA 45

18 V • 2.3 kg^①



Compact cordless grass trimmer for trimming lawn edges. Integrated Lithium-Ion battery (36 Wh) with charge level indicator, round handle with tool free adjustment, adjustable angle mowing head for lawn edging. Easy to switch between PolyCut blades and mowing lines without changing the mowing head, spacer bracket. PolyCut blades included. Line available as accessory. Battery charging time 145 min / 210 min (80% / 100%). **Working time of integrated battery when cutting lawn edges is up to 20 minutes. Working time of integrated battery when cutting lawn area is up to 12 minutes.**



Order number **4512 011 5705**

Replacement PolyCut blades (pack of 8)

Order number **4008 007 1000**



PROFESSIONAL TIP

POLYCUT BLADES IN WATER

Did you know that storing PolyCut blades in water helps them to last longer? The blades absorb some of the moisture and become less brittle, helping to reduce wear when coming into contact with fence posts or hard edging. The same applies for mowing line too. To help PolyCut blades last even longer, flip them over once one side is worn and cut with the unworn edge.

For up to date pricing, please download the STIHL app or visit www.stihl.co.uk


R = Loop handle

FSA 57

36 V • 2.7 kg^②



Very lightweight and easy-to-use cordless grass trimmer for maintaining lawns and lawn edges in outdoor areas around your home. Cutting circle diameter of 280 mm, adjustable shaft length at the press of a button and handle adjustment without any tools required. Spacer for mowing around obstacles such as trees and shrubs. Soft handle with an optimised usage concept. AutoCut C 3-2 nylon mowing head that can be refilled from the outside with no tools needed. Alternatively, the PolyCut 3-2 mowing head with plastic blades is available as an accessory. **Working time with recommended AK 10 battery is up to 25 minutes (with nylon mowing head).**



FSA 57 excluding battery and charger

Order number **4522 011 5730**

Set FSA 57 with AK 10 and AL 101

Order number **4522 011 5743**

FSA 57 with 2 x AK 10 and AL 101

Order number **4522 200 0019**

Replacement quiet mowing line 2.0 mm / 14 m


Order number **0000 930 2416**

FSA 60 R

36 V • 3.1 kg^②



Cordless brushcutter in a contemporary design for lawn and lawn edge maintenance. Cutting circle diameter 350 mm. Ergonomic operating handle, loop handle, sturdy aluminium shaft. Spacer bracket for mowing around obstacles such as trees and shrubs. With AutoCut C 6-2 mowing head. Alternatively, the PolyCut 6-2 mowing head with plastic blades is available as an accessory. **Working time with recommended AK 20 battery is up to 25 minutes (with nylon mowing head).**



ACCESSORIES:

CORDLESS HARNESS

See page 234

FSA 60 R excluding battery and charger

Order number **FA04 011 5700**

Set FSA 60 R with AK 20 and AL 101

Order number **FA04 011 5743**

FSA 60 R with 2 x AK 20 and AL 101

Order number **FA04 200 0003**


Replacement round mowing line 2.0 mm / 14 m

Order number **0000 930 2335**

① Weight including battery

② Weight excluding battery, including cutting tool and guard

③ Explanation of symbols on page 436



SUITABLE BATTERIES AND OTHER ACCESSORIES


SEE FROM PAGE 16

FSA 86 R

36 V • 3.2 kg^②



Powerful cordless brushcutter in a contemporary design for mowing along the side of obstacles, as well as around trees and bushes. Cutting circle diameter 350 mm. Ergonomic operating handle, loop handle, sturdy aluminium shaft, spacer bracket. With AutoCut C 6-2 mowing head. Alternatively, the PolyCut 6-2 mowing head with plastic blades is available as an accessory. **Working time with recommended AP 200 battery is up to 35 minutes (with nylon mowing head) / 60 minutes (with PolyCut blades).**



ACCESSORIES:

CORDLESS HARNESS

See page 234

FSA 86 R excluding battery and charger

Order number **FA05 011 5700**

Recommended set

FSA 86 R with AP 200 and AL 300

Replacement round mowing line 2.0 mm / 14 m


Order number **0000 930 2335**



FSA 90 R   

36 V • 2.8 kg^①

Professional cordless brushcutter for working on large areas of tough grass and mowing around obstacles, trees and posts. 280 mm cutting diameter, loop handle, STIHL ECOSPEED variable speed control, single shoulder harness and AutoCut 25-2 mowing head. No ear protection required. For more information on features and technical details, see page 238. **Working time with recommended AP 300 battery is up to 30 minutes** (with nylon mowing head).



FSA 90 R excluding battery and charger
Order number **4863 200 0005**

Recommended set
FSA 90 R with AP 300 and AL 300

Replacement round mowing line ●2.4 mm / 14 m
Order number **0000 930 2338**

FSA 90   

36 V • 3.2 kg^①

Cordless brushcutter for working on large areas of tough grass. 260 mm cutting diameter with GrassCut 260-2 metal cutting tool, bike handle, STIHL ECOSPEED variable speed control, double shoulder harness, no ear protection required. For more information on features and technical details, see page 238. **Working time with recommended AP 300 battery is up to 45 minutes** (with grass-cutting blade).



FSA 90 excluding battery and charger
Order number **4863 200 0001**


Recommended set
FSA 90 with AP 300 and AL 300

AP SYSTEM
AP 300

FSA 130 R   

36 V • 3.9 kg^①

Powerful and lightweight cordless brushcutter for working on large areas of tough grass and mowing around obstacles, trees and posts. 420 mm cutting circle diameter with AutoCut mowing head. Supplied with single shoulder harness and AutoCut C 26-2 mowing head. For attaching the tool to an AR backpack battery or AP carrying system, support cushion set should be used. For accessories see page 59. For more information on features and technical details, see page 238. **Working time with recommended AR 2000 L battery is up to 160 minutes** (with nylon mowing head).



FSA 130 R excluding battery and charger
Order number **4867 200 0002**

Recommended set
FSA 130 R with AR 2000 L, AR L carrying system and AL 500


Replacement round mowing line ●2.4 mm / 41 m
Order number **0000 930 2339**

AP SYSTEM
AR 2000 L

FSA 130   

36 V • 4.5 kg^①

Powerful and lightweight cordless brushcutter for working on large areas of tough grass and mowing around obstacles, trees and posts. Cutting circle diameter of 260 mm with GrassCut 260-2 metal cutting tool. Supplied with single shoulder harness and grass-cutting blade. Three adjustable power levels. Battery operation with the aid of the AP holster with connecting cable, a carrying system, and the support cushion set with an AR battery and the support cushion set (see page 59). For more information on features and technical details, see page 238. **Working time with recommended AR 2000 L battery is up to 310 minutes** (with grass-cutting blade).



FSA 130 excluding battery and charger
Order number **4867 200 0001**


Recommended set
FSA 130 with AR 2000 L, AR L carrying system and AL 500

AP SYSTEM
AR 2000 L

FSA 135 R   

36 V • 4.3 kg^①

Robust and powerful cordless brushcutter with an AP battery slot in the power tool. For mowing grass and scrub in noise sensitive settings. Max. cutting circle diameter 420 mm with AutoCut C 26-2 head. Ergonomic control handle with three level speed pre-selection and LED display as well as infinitely variable speed control, loop handle, single shoulder harness, universal guard, air filter for long service life. Versatile use due to wide range of STIHL cutting tools. Supplied with AutoCut mowing head. Mounting point for the STIHL Smart Connector 2 A on the power tool housing. **Working time with recommended AP 300 S battery is up to 45 minutes.**



FSA 135 R excluding battery and charger
Order number **FA01 200 0001**

Recommended set
FSA 135 with AP 300 S and AL 500

Replacement round mowing line ●2.4 mm / 41 m
Order number **0000 930 2339**

AP SYSTEM
AP 300 S

FSA 135   

36 V • 4.9 kg^①

Robust and powerful cordless brushcutter with an AP battery slot in the power tool. For mowing grass and scrub in noise sensitive settings. Cutting circle diameter 260 mm with grass-cutting blade. Ergonomic control handle with three-level speed pre-selection and LED display as well as infinitely variable speed control, bike handle, double shoulder harness, universal deflector, air filter for long service life. Versatile use due to wide range of STIHL cutting tools. Supplied with GrassCut 260-2 blade. Mounting point for the STIHL Smart Connector 2 A on the power tool housing. **Working time with recommended AP 300 S battery is up to 100 minutes.**



FSA 135 excluding battery and charger
Order number **FA01 200 0001**


Recommended set
FSA 135 with AP 300 S and AL 500

AP SYSTEM
AP 300 S

NEW
RGA 140  

36 V • 6.4 kg^②

Powerful cordless rotary cutting head for professional mechanical weeding. AP battery slot in the power tool, ergonomic control handle with three-level speed preselection and LED display as well as infinitely variable speed control, bike handle, double shoulder harness, air filter for long service life. The robust reciprocating blades enable effective and very low-spin removal of weeds and grass on a wide range of subsurfaces such as gravel or paved areas. Mounting point for the STIHL Smart Connector 2 A on the power tool housing. **Working time with recommended AP 300 S battery is up to 100 minutes.**



RGA 140 excluding battery and charger
Order number **FA02 011 8800**

Recommended set
RGA 140 with AP 300 S and AL 500

AP SYSTEM
AP 300 S

SMART CONNECTOR 2 A IS COMPATIBLE WITH

- ✓ HLA 135
- ✓ HTA 135
- ✓ KMA 135 R
- ✓ FSA 135 R
- ✓ FSA 135
- ✓ RGA 140
- ✓ HSA 94 R^②
- ✓ HSA 94 T^②
- ✓ MSA 300



PROFESSIONAL TIP
POWER TOOLS WITH A SOCKET^②

For an affordable alternative to the Set AR L battery and the AR L carrying system, you can purchase an AP battery, AP holster with connecting cable and the battery belt with harness. FOR MORE INFORMATION, SEE **PAGE 59**



ELECTRIC GRASS TRIMMERS

- Light, comfortable handling
- Designed for use around the house and garden
- Ideal for noise sensitive areas
- Cuts easily around stones, plants, flower pots and other objects

For up to date pricing, please download the STIHL app or visit www.stihl.co.uk



FSE 31

230 V • 245 W • 2.2 kg^①

For trimming lawn edges and around obstacles. Tool-free adjustable loop handle, pivoting mowing head.



Order number **4815 011 4101**

Replacement round mowing line ●1.4 mm / 16 m

Order number **0000 930 2284**

FSE 52

230 V • 500 W • 2.2 kg^①

For trimming lawn edges and around obstacles, tool-free adjustable shaft length and loop handle, spacer bracket to maintain distance from objects, pivoting AutoCut 2-2 mowing head for edging lawns.



Order number **4816 011 4101**

Replacement round quiet mowing line ●1.6 mm / 19 m

Order number **0000 930 2415**



PAGE 242

CUTTING HEAD AND LINE INFORMATION

Find out which cutting head and line diameter suits your grass trimmer model here.



For up to date pricing, please download the STIHL app or visit www.stihl.co.uk

C = Comfort version
E = ErgoStart

F = ElectroStart
M = M-Tronic

T = Split shaft

PETROL BACKPACK BRUSHCUTTERS

- For effective, flexible mowing on embankments and slopes
- Perfect for vineyards, orchards and hillsides
- Comfortable carrying system
- Flexible shaft

For up to date pricing, please download the STIHL app or visit www.stihl.co.uk



FR 131 T

36.3 cm³ • 1.4 kW / 1.9 hp • 9.6 kg^②

A versatile tool for mowing work in areas that are difficult to access such as banks and verges. Simplified start-up sequence for effortless starting, split shaft for space-saving transport, multi-function handle, loop handle. STIHL 4-MIX® engine with larger fuel tank, stop button. Supplied with AutoCut 25-2 mowing head, not blade as pictured.

Order number **4180 200 0585**

Replacement round mowing line ●2.4 mm / 41 m

Order number **0000 930 2339**

START THE TOOL WITH THE PUSH OF A BUTTON



NEW

FR 460 TC-EFM

45.6 cm³ • 2.2 kW / 3.0 hp • 11.5 kg^②

STIHL ERGOSTART



Powerful tool for mowing work in areas that are difficult to access such as banks and verges. Improved STIHL 2-MIX engine and gearbox. Latest version of STIHL M-Tronic. Fitted with STIHL ElectroStart as standard to enable comfortable restart of the tool without taking it off your back, just by pressing a button. STIHL anti-vibration system. Additional pull starter with STIHL ErgoStart for starting at temperatures below 0° C. Multi-function handle, loop handle, stop button, tool bag, detachable shaft, GrassCut 230-4 grass cutting blade.

Order number **4147 200 0372**




KOMBITOOLS FOR THE FR 131 T

The backpack FR 131 T brushcutter is perfect for more than just mowing work. This tool can also be used for trimming hedges, as a pole pruner, for cutting scrub, ground cultivation, edge trimming, and as a blower, when combined with the HL-KM, HT-KM, FH-KM, BF-KM, FCB-KM and FCS-KM KombiTools. More detailed information on combination options is provided in the KombiSystem and MultiSystem chapter from page 136.

① Weight excluding cable, including cutting tool and guard

② Weight excluding fuel, cutting tool and guard



ACCESSORIES AND PARTS FOR GRASS TRIMMERS, BRUSHCUTTERS AND CLEARING SAWS

- Accessories for greater working comfort and improved protection
- Harnesses, hand guards, tool attachments, protective covers

For up to date pricing, please download the STIHL app or visit www.stihl.co.uk



NEW SERVICE KITS



STIHL's brushcutter service kits contain everything needed to carry a routine service on the engine of a STIHL brushcutter. Keeping on top of the maintenance of your tools helps it to maintain optimum performance and the reliability expected of the tool. There is a QR code on the box which can be scanned with a smartphone camera app to take you to how to video's on how to change each component.

Each service kit comes with the following:

- 1 × Air filter
- 1 × Spark plug
- 1 × Fuel filter

Service Kit 26 for FS 40, FS 50, FS 56, FS 70 (Also suitable for HT 56, KM 56)
Order number **4144 007 4100**

Service Kit 30 for FS 89, FS 91, FS 111 (Also suitable for HT 103, KM 91, KM 111)
Order number **4180 007 4102**

Service Kit 31 for FS 131, FS 311, FR 131 (Also suitable for HT 133, KM 131, BT 131)
Order number **4180 007 4103**

TOOL BAG

For conveniently transporting tools. Features two sections. Can be easily attached to the universal and forestry harnesses.



Order number **4147 881 5700**

SPACER BRACKET

Practical spacer bracket for use when mowing around trees and other objects.



For FSA 56, FSA 57, FSE 52
Order number **4816 713 3400**

For FSA 85
Order number **4852 713 3401**

For FSA 65
Order number **4852 713 3400**

For FSA 90 R, FSA 90
Order number **4863 713 3400**

For up to date pricing, please download the STIHL app or visit www.stihl.co.uk

ⓘ Explanation of quality marks on page 451

HL 0° HEDGE TRIMMER ATTACHMENT



Light hedge trimmer attachment with fixed 0° angle. Weight: 1.0 kg. Fits FS 91 R, FS 111 R and FS 131 R.

Bar length 50 cm / 20"
Order number **4243 740 5100**

HL 145° ADJUSTABLE HEDGE TRIMMER ATTACHMENT



Light hedge trimmer attachment with 145° angle adjustment, space-saving carrying position. Weight: 1.7 kg. Fits FS 90 R, FS 91 R, FS 111 R and FS 131 R.

Bar length 50 cm / 20"
Order number **4243 740 5101**

RG ROTARY CUTTING HEAD



Tool attachment for brushcutters. For effective removal of weeds and grass from various surfaces such as gravel and paved areas. Reciprocating blade enables low-spin mowing, for example along roads and around traffic islands. Complete functionality in the attachment gearbox. Powerful cut, tends not to become blocked with cuttings, easy and quick blade change. Fitted as standard with new RGA 140. Weight: 2.0 kg.

For FS 91, FS 91 R, FS 94 C-E, FS 94 RC-E, FS 111, FS 111 R, FS 131, FS 131 R, FSA 130, FSA 130 R, FSA 135 and FSA 135 R
Order number **4180 740 5101**

HAND GUARD FOR SHREDDING APPLICATIONS

Practical hand guard. Not suitable for K versions.



For FS 360, FS 361, FS 410, FS 460, FS 461, FS 490, FS 491, FS 510, FS 560 and FS 561
Order number **4147 790 9102**

HT POLE PRUNER ATTACHMENT



Light pole pruner attachment for cutting branches. Weight: 0.6 kg. Approved for FS 91 R, FS 111 R and FS 131 R.

Bar length 30 cm / 12"
Order number **4182 200 0215**

FH 145° SCRUB CUTTER



For cutting close to the ground and for low-spin mowing in very narrow spaces. Flexible adjustment mechanism, space-saving carrying position. Weight: 1.5 kg. Suitable for FS 91, FS 91 R, FS 111, FS 111 R, FS 131 and FS 131 R.

Bar length 25 cm / 10"
Order number **4243 740 5102**



PAGE **385**

DYNAMIC GB 29 PC FACE AND HEARING PROTECTION SET

Ear protectors and visor with Bluetooth® connectivity. Speak on the phone or listen to music while you work.



BASIC HARNESS

Included as standard with most STIHL grass trimmers. For less tiring and safer work.

For FS 38, FS 40, FS 50, all HL and HT models
Order number 4130 710 9000



CORDLESS HARNESS

For comfortable operation of grass trimmers and long reach hedge trimmers. Includes attachment clip for fixing in.

For FSA 60 R, FSA 65, FSA 85, FSA 86 R, FSA 90 R, HLA 56, HLA 66
Order number 4852 007 1000



CHEST STRAP

For all universal harnesses in the ADVANCE range. Ensures the shoulder straps are securely positioned.

Order number 0000 790 7700



DOUBLE SHOULDER HARNESS

With soft padding for improved comfort when working for prolonged periods.

Standard size
For FS 55 - FS 561, FSA 90, FSA 130, FSA 135 and RGA 140
Order number 4119 710 9001

XXL version for users > 1.90 m in height
For FS 55 - FS 561, FSA 90, FSA 130, FSA 135 and RGA 140
Order number 4147 710 9001



SUPPORT CUSHION SET

Support cushion with belt adapter for securing the support cushion to the battery belt with harness on the AP carrying system or the AR L carrying system.

For BGA 100, KMA 130 R, KMA 135 R, FSA 130, FSA 130 R, FSA 135, FSA 135 R and RGA 140
Order number 0000 007 1045



SUPPORT CUSHION WITH COMFORT HOOK

For retrofitting to all FS harnesses in the ADVANCE series without comfort carry rings.

Order number 4147 740 2502



FORESTRY HARNESSES

The freely suspended support cushion for greater freedom of movement. For use with circular saw blades for forest applications. Lightweight harness can be combined with the tool bag.

ADVANCE
Standard size
For FS 91 - FS 561
Order number 4147 710 9003

XXL version for users > 1.90 m in height
For FS 91 - FS 561
Order number 4147 710 9009



UNIVERSAL HARNESSES

For strength-saving mowing and shredding. Ergonomic, comfortable, light, can be combined with the chest belt and tool bag.

ADVANCE
Standard size
For FS 55 - FS 561, FSA 90, FSA 130, FSA 135 and RGA 140
Order number 4147 710 9002

XXL version for users > 1.80 m in height
For FS 55 - FS 561, FSA 90, FSA 130, FSA 135 and RGA 140
Order number 4147 710 9004



ADVANCE PLUS
With a comfort carry ring or quickly attaching and removing the clearing saw

For FS 55 - FS 561, FSA 90, FSA 130, FSA 135 and RGA 140
Order number 4147 710 9014



ADVANCE PLUS fluorescent orange
Highly visible. Perfectly complements protective clothing when mowing in hazardous areas, with a comfort carry ring for quickly attaching and removing the clearing saw

For FS 55 - FS 561, FSA 90, FSA 130, FSA 135 and RGA 140
Order number 0000 710 9000



ADVANCE PLUS
With a comfort carry ring for quickly attaching and removing the clearing saw.

For FS 91 - FS 561
Order number 4147 710 9015



ADVANCE X-TREEm
Offering an ergonomic and supportive design, specially developed for long periods of forestry work using circular saws. Highly comfortable to wear due to the length-adjustable back section and variable load distribution between the shoulders and hips.

For FS 91 - FS 561, FSA 90, FSA 135 and RGA 140
Order number 0000 710 9001



➔

PAGE **369**

FS 3PROTECT CLEARING SAW PROTECTIVE TROUSERS

Very comfortable protective trousers made of cotton and 18% stretch material with a triple protective function: impact protection, and thorn and water resistance.



OUR STRAPS ARE SUITABLE FOR USERS WITH THE FOLLOWING MEASUREMENTS:

STRAP MEASUREMENT CHART

	Chest circumference (cm)	Waist circumference (cm)	Back length (cm)
DOUBLE SHOULDER HARNESS	99 - 145	-	-
UNIVERSAL HARNESSES			
ADVANCE/ADVANCE PLUS/ADVANCE PLUS fluorescent orange	99 - 140	95 - 144	56
ADVANCE XXL	99 - 150	95 - 155	63
FORESTRY HARNESSES			
ADVANCE/ADVANCE PLUS	99 - 144	90 - 135	56
ADVANCE XXL	99 - 155	100 - 150	61
ADVANCE X-TREEm	99 - 155	95 - 160	52 - 64



	Order number	Displacement (cm ³)	Power output (kW / hp)	Weight [⊙] (kg)	Sound pressure level [⊙] (dB(A))	Sound power level [⊙] (dB(A))	Vibration level left/right [⊙] (m/s ²)	STIHL engine (2-MIX / 4-MIX®)	Total length without cutting tool (cm)	Cutting circle diameter (mm)	Standard cutting tool	Tank volume (l)	Drive shaft in shaft	STIHL anti-vibration system	STIHL ErgoStart	STIHL M-Tronic	Automatic decompression	Multi-function handle	Loop handle / bike handle / round handle	Tool-free handle adjustment	Mowing/shredding/sawing jobs	Basic harness	Harness	Double shoulder harness	Universal harness ADVANCE / ADVANCE PLUS / ADVANCE PLUS fluorescent orange	Forestry harness ADVANCE / ADVANCE PLUS / ADVANCE X-TREEm
PETROL GRASS TRIMMERS																						HARNESSES				
FS 38	4140 012 2353	27.2	0.65/0.9	4.2	94	108	8.0/8.0	2-MIX	147	380	AutoCut C 6-2 mowing head	0.33	flexible	-	o	-	-	•	-/-/•	-	•/-/-	o	-	-	-/-/-	-/-/-
FS 40	4144 011 2309	27.2	0.7/1.0	4.4	94	107	7.0/6.4	2-MIX	145	380	AutoCut C 6-2 mowing head	0.34	flexible	-	o	-	-	•	-/-/•	-	•/-/-	o	-	-	-/-/-	-/-/-
FS 50 C-E	4144 011 2315	27.2	0.8/1.1	4.5	93	108	6.0/5.7	2-MIX	145	420	AutoCut C 6-2 mowing head	0.34	flexible	-	•	-	-	•	-/-/•	•	•/-/-	o	-	-	o/o/o	-/-/-
PETROL BRUSHCUTTERS FOR GARDENS MAINTENANCE																						HARNESSES				
FS 55 R	4140 200 0526	27.2	0.75/1.0	4.4	95	108	8.5/8.5	2-MIX	170	420	AutoCut C 26-2 mowing head	0.33	flexible	-	o	-	-	•	•/-/-	-	•/-/-	-	•	o	o/o/o	-/-/-
FS 55	4140 200 0523	27.2	0.75/1.0	4.9	95	108	5.5/5.5	2-MIX	170	420	AutoCut C 26-2 mowing head	0.33	flexible	-	o	-	-	•	-/•/-	-	•/-/-	-	•	o	o/o/o	-/-/-
FS 56 RC-E	4144 200 0200	27.2	0.8/1.1	4.8	93	108	6.5/7.5	2-MIX	170	420	AutoCut C 26-2 mowing head	0.34	flexible	-	•	-	-	•	•/-/-	-	•/-/-	-	•	o	o/o/o	-/-/-
FS 56 C-E	4144 200 0196	27.2	0.8/1.1	5.2	93	108	4.7/3.8	2-MIX	170	420	AutoCut C 26-2 mowing head	0.34	flexible	-	•	-	-	•	-/•/-	-	•/-/-	-	•	o	o/o/o	-/-/-
FS 70 RC-E	4144 200 0203	27.2	0.9/1.2	4.8	94	108	7.6/6.0	2-MIX	170	420	AutoCut C 26-2 mowing head	0.34	flexible	-	•	-	-	•	•/-/-	-	•/-/-	-	•	o	o/o/o	-/-/-
FS 70 C-E	4144 200 0202	27.2	0.9/1.2	5.4	94	107	6.6/6.6	2-MIX	170	420/230	AutoCut C 26-2 and GrassCut 230-2	0.34	flexible	-	•	-	-	•	-/•/-	-	•/-/-	-	o	o	•/o/o	-/-/-
PETROL BRUSHCUTTERS FOR LANDSCAPE MAINTENANCE																						HARNESSES				
FS 94 RC-E	4149 200 0083	24.1	0.9/1.2	4.6	94	107	6.4/6.3	2-MIX	178	420	AutoCut 25-2 mowing head	0.54	solid	1-point	•	-	-	•	•/-/-	-	•/-/-	-	•	o	o/o/o	o/o/o
FS 94 C-E	4149 200 0077	24.1	0.9/1.2	4.9	94	107	4.7/4.0	2-MIX	178	420	AutoCut 25-2 mowing head	0.54	solid	1-point	•	-	-	•	-/•/-	-	•/-/-	-	•	o	o/o/o	o/o/o
FS 91 R	4180 200 0686	28.4	0.95/1.3	5.5	95	106	5.3/5.3	4-MIX®	180	420	AutoCut C 26-2 mowing head	0.71	solid	1-point	-	-	•	•	•/-/-	•	•/-/-	-	•	o	o/o/o	o/o/o
FS 91	4180 200 0684	28.4	0.95/1.3	5.8	95	106	3.4/3.0	4-MIX®	180	420/230	AutoCut C 26-2 and GrassCut 230-2	0.71	solid	1-point	-	-	•	•	-/•/-	•	•/-/o	-	o	•	o/o/o	o/o/o
FS 111 R	4180 200 0677	31.4	1.05/1.45	5.5	95	106	5.2/5.2	4-MIX®	180	420	AutoCut C 26-2 mowing head	0.71	solid	1-point	-	-	•	•	•/-/-	•	•/-/-	-	•	o	o/o/o	o/o/o
FS 111	4180 200 0676	31.4	1.05/1.45	5.8	95	106	3.7/3.7 [⊙]	4-MIX®	180	420/230	AutoCut C 26-2 and GrassCut 230-4	0.71	solid	1-point	-	-	•	•	-/•/-	•	•/-/o	-	o	o	•/o/o	o/o/o
FS 131 R	4180 200 0680	36.3	1.4/1.9	5.5	98	109	6.2/6.2	4-MIX®	180	420	AutoCut C 26-2 mowing head	0.71	solid	1-point	-	-	•	•	•/-/-	•	•/-/-	-	•	o	o/o/o	o/o/o
FS 131	4180 200 0678	36.3	1.4/1.9	5.8	98	109	3.7/3.4 [⊙]	4-MIX®	180	420/230	AutoCut C 26-2 and GrassCut 230-4	0.71	solid	1-point	-	-	•	•	-/•/-	•	•/-/o	-	o	o	•/o/o	o/o/o
FS 240 C-E	NEW 4147 200 0360	37.7	1.7/2.3	7.1	99	110	4.7/4.0 [⊙]	2-MIX	180	420/230	AutoCut 25-2 and GrassCut 230-4	0.75	solid	1-point	•	-	-	•	-/•/-	•	•/-/o	-	o	o	•/o/o	o/o/o
CLEARING SAWS																						HARNESSES				
FS 361 C-EM	NEW 4147 200 0376	37.7	1.7/2.3	8.6	100	110	2.6/2.7	2-MIX	179	520	AutoCut 46-2 mowing head	0.75	solid	4-point	•	•	-	•	-/•/-	•	•/o/o	-	-	o	•/o/o	o/o/o
FS 411 C-EM	NEW 4147 200 0398	41.6	2.0/2.7	8.7	99	109	2.6/2.4	2-MIX	179	520	AutoCut 46-2 mowing head	0.75	solid	4-point	•	•	-	•	-/•/-	•	•/o/o	-	-	o	•/o/o	o/o/o
FS 461 C-EM	NEW 4147 200 0395	45.6	2.2/3.0	8.7	101	110	2.4/2.3	2-MIX	179	520	AutoCut 46-2 mowing head	0.75	solid	4-point	•	•	-	•	-/•/-	•	•/o/o	-	-	o	•/o/o	o/o/o
FS 461 C-EM L	NEW 4147 200 0389	45.6	2.2/3.0	8.8	101	110	2.1/2.3	2-MIX	185	520	AutoCut 46-2 mowing head	0.75	solid	4-point	•	•	-	•	-/•/-	•	•/o/o	-	-	o	•/o/o	o/o/o
FS 491 C-EM	NEW 4148 200 0145	51.6	2.4/3.3	9.3	101	112	2.8/2.8	2-MIX	179	300	BrushCut 300-3 brush knife	0.99	solid	4-point	•	•	-	•	-/•/-	•	•/o/o	-	-	o	•/o/o	o/o/o
FS 561 C-EM Saw	NEW 4148 200 0146	57.1	2.8/3.8	10.2	102	115	3.3/3.3	2-MIX	176	225	WoodCut 225-24 saw blade	0.99	solid	4-point	•	•	-	•	-/•/-	•	o/o/•	-	-	o	o/o/o	•/o/o

For up to date pricing, please download the STIHL app or visit www.stihl.co.uk

• As standard
⊙ Retrofittable (accessory)

C = Comfort version
E = STIHL ErgoStart

K = Short shaft
L = Long shaft

M = STIHL M-Tronic
R = Loop handle

⊙ Weight excluding fuel, cutting tool and guard

⊙ K-factor according to Dir. 2006/42/EC = 2,0 dB(A) with standard tool

⊙ K-factor according to Dir. 2006/42/EC = 2 m/s² with standard tool

⊙ Vibration value with GrassCut 230-4



Order number	Displacement (cm³)	Power output (kW / hp)	Rated voltage (V)	Power consumption (W)	Weight (kg)	Sound pressure level [ⓐ] (dB(A))	Sound power level [ⓐ] (dB(A))	Vibration level left / right [ⓑ] (m/s²)	STIHL engine (2-MIX / 4-MIX®) / STIHL cordless power system	Total length without cutting tool (cm)	Cutting circle diameter (mm)	Standard cutting tool	Tank volume (l)	Drive shaft in shaft	STIHL anti-vibration system	STIHL ErgoStart	STIHL ElectroStart	STIHL M-Tronic	Smart Connector 2 A	Automatic decompression	Multi-function handle	Loop handle / bike handle / round handle	Tool-free handle adjustment	Mowing/shredding/sawing jobs	Harness	HARNESSES					
CORDLESS GRASS TRIMMERS AND BRUSHCUTTERS																															
FSA 45 [ⓐ]	4512 011 5705	-	18	-	2.3 [ⓐ]	77	87	1.7 / 4.9	All Line	110	≤ 250	PolyCut 2-2 mowing head	-	-	-	-	-	-	-	-	-	-	-	● / - / -	●	● / - / -	-	-	- / - / -	- / - / -	-
FSA 57 [ⓐ]	4522 011 5730	-	36	-	2.7 [ⓐ]	74	89	4.0 / 4.0	AK System	149	280	AutoCut C 3-2 mowing head	-	-	-	-	-	-	-	-	-	-	-	● / - / ●	●	● / - / -	-	-	- / - / -	- / - / -	-
Set FSA 57 [ⓐ] with AK 10 + AL 101	4522 011 5743	-	36	-	3.5 [ⓐ]	74	89	4.0 / 4.0	AK System	149	280	AutoCut C 3-2 mowing head	-	-	-	-	-	-	-	-	-	-	-	● / - / ●	●	● / - / -	-	-	- / - / -	- / - / -	-
FSA 57 [ⓐ] with 2 × AK 10 + AL 101	4522 200 0019	-	36	-	3.5 [ⓐ]	74	89	4.0 / 4.0	AK System	149	280	AutoCut C 3-2 mowing head	-	-	-	-	-	-	-	-	-	-	-	● / - / ●	●	● / - / -	-	-	- / - / -	- / - / -	-
FSA 60 R [ⓐ]	FA04 011 5700	-	36	-	3.1 [ⓐ]	77	91	3.7 / 2.0	AK System	168	350	AutoCut C 6-2 mowing head	-	-	-	-	-	-	-	-	-	-	-	● / - / -	-	● / - / -	-	-	- / - / -	- / - / -	-
Set FSA 60 R [ⓐ] with AK 20 + AL 101	FA04 011 5743	-	36	-	4.3 [ⓐ]	77	91	3.7 / 2.0	AK System	168	350	AutoCut C 6-2 mowing head	-	-	-	-	-	-	-	-	-	-	-	● / - / -	-	● / - / -	-	-	- / - / -	- / - / -	-
FSA 60 R [ⓐ] with 2 × AK 20 + AL 101	FA04 200 0003	-	36	-	4.3 [ⓐ]	77	91	3.7 / 2.0	AK System	168	350	AutoCut C 6-2 mowing head	-	-	-	-	-	-	-	-	-	-	-	● / - / -	-	● / - / -	-	-	- / - / -	- / - / -	-
FSA 86 R [ⓐ]	FA05 011 5700	-	36	-	3.2 [ⓐ]	77	91	3.7 / 2.0	AP System	173	350	AutoCut C 6-2 mowing head	-	-	-	-	-	-	-	-	-	-	-	● / - / -	-	● / - / -	●	-	- / - / -	- / - / -	-
FSA 90 R [ⓐ]	4863 200 0005	-	36	-	2.8 [ⓐ]	83	92	4.8 / 3.5	AP System	177	380	AutoCut 25-2 mowing head	-	-	-	-	-	-	-	-	-	-	-	● / - / -	-	● / - / -	●	-	- / - / -	- / - / -	-
FSA 90 [ⓐ]	4863 200 0001	-	36	-	3.2 [ⓐ]	73	84	1.0 / 1.0	AP System	177	260	GrassCut 260-2 blade	-	-	-	-	-	-	-	-	-	-	-	- / ● / -	●	● / - / -	-	●	○ / ○ / ○	- / - / ○	-
FSA 130 R [ⓐ]	4867 200 0002	-	36	-	3.9 [ⓐ]	83	94	3.5 / 3.3	AP System	175	420	AutoCut C 26-2 mowing head	-	solid	-	-	-	-	-	-	-	-	-	● / - / -	-	● / - / -	●	-	- / - / -	- / - / -	-
FSA 130 [ⓐ]	4867 200 0001	-	36	-	4.5 [ⓐ]	82	94	2.9 / 2.0	AP System	175	260	GrassCut 260-2 blade	-	solid	-	-	-	-	-	-	-	-	-	- / ● / -	●	● / - / ●	●	-	○ / ○ / ○	- / - / ○	-
FSA 135 R [ⓐ]	FA01 200 0003	-	36	-	4.3 [ⓐ]	80	92	3.7 / 1.8	AP System	183	420	AutoCut C 26-2 mowing head	-	solid	-	-	-	-	○	-	-	-	-	● / - / -	-	● / - / -	●	-	- / - / -	- / - / -	-
FSA 135 [ⓐ]	FA01 200 0001	-	36	-	4.9 [ⓐ]	81	94	2.1 / 1.8	AP System	183	260	GrassCut 260-2 blade	-	solid	-	-	-	-	○	-	-	-	-	- / ● / -	●	● / - / ●	-	●	○ / ○ / ○	- / - / ○	-
RGA 140 [ⓐ]	NEW FA02 200 0006	-	36	-	6.4 [ⓐ]	81	95	2.3 / 2.4	AP System	183	230	Rotary cutting head RG	-	solid	-	-	-	-	○	-	-	-	-	- / ● / -	●	● / - / -	-	●	○ / ○ / ○	- / - / ○	-
ELECTRIC BRUSHCUTTERS																															
FSE 31	4815 011 4101	-	230	245	2.2 [ⓐ]	82	92	1.2 / 1.8	-	110	245	Mowing head with line spool	-	-	-	-	-	-	-	-	-	-	-	- / - / ●	●	● / - / -	-	-	- / - / -	- / - / -	-
FSE 52	4816 011 4101	-	230	500	2.2 [ⓐ]	82	94	3.0 / 4.5	-	131	300	AutoCut 2-2 mowing head	-	-	-	-	-	-	-	-	-	-	-	- / - / ●	●	● / - / -	-	-	- / - / -	- / - / -	-
PETROL BACKPACK BRUSHCUTTERS																															
FR 131 T	4180 200 0585	36.3	1.4 / 1.9	-	9.6 [ⓐ]	97	110	4.7 / 4.3	4-MIX®	280	420	AutoCut 25-2 mowing head	0.71	solid	●	-	-	-	-	●	●	●	●	● / - / -	●	● / - / -	-	-	- / - / -	- / - / -	●
FR 460 TC-EFM	NEW 4147 200 0372	45.6	2.2 / 3.0	-	11.5 [ⓐ]	99	112	2.0 / 2.0	2-MIX	280	230	GrassCut 230-4 blade	0.75	solid	●	●	●	●	-	-	●	●	●	● / - / -	●	● / - / -	-	-	- / - / -	- / - / -	●



£ For up to date pricing, please download the STIHL app or visit www.stihl.co.uk
 ● As standard ○ Retrofittable (accessory)
 C = Comfort version E = ErgoStart F = ElectroStart
 M = M-Tronic R = Loop handle T = Split shaft
 ⓐ K-factor according to Dir. 2006 / 42 / EC = 2.0 dB(A) with standard tool
 ⓑ K-factor according to Dir. 2006 / 42 / EC = 2 m/s² with standard tool
 ⓓ Fixed motor speed
 ⓔ Infinitely variable motor speed
 ⓕ Weight including battery
 ⓖ Weight excluding battery, including cutting tool and guard
 ⓗ Weight including battery, excluding charger
 ⓙ Weight excluding battery, cutting tool and guard
 ⓚ Weight excluding battery, including blade and guard
 ⓛ Weight excluding cable, including cutting tool and guard
 ⓜ Weight excluding fuel, cutting tool and guard

CUTTING TOOLS AND MOWING LINES

- Wide variety of cutting tools and mowing lines for different applications
- For everything from simple mowing jobs, through to maintaining trees and young stands
- Mowing lines made from wear-resistant and long-lasting flexible material
- Mowing lines with different shapes, cross-sections and diameters

For up to date pricing, please download the STIHL app or visit www.stihl.co.uk



GRASS AND LIGHT VEGETATION



TrimCut mowing head
Two-line, for trimming and mowing grass. Line refill from the outside or by removing the spool. Manual readjustment of the line.



AutoCut mowing head
Two lines, for mowing and clearing work. Mowing lines are automatically extended by tapping the mowing head on the ground.



SuperCut mowing head
Two lines, for mowing and clearing work. Mowing lines are automatically adjusted for optimal cutting length.



DuroCut mowing head
Two or four lines, for mowing and thinning work, even on tough grass. Up to four lines can be easily inserted.



PolyCut mowing head[Ⓞ]
Universal cutting tool for trimming and working on large areas. With two movable polymer blades.



HEAVY VEGETATION

REEDS AND BUSHES

BUSHES AND THIN TREES



ShredCut shredder blade
Steel double blade for thinning and removing tough scrub and thorny hedges.



WoodCut circular saw blade, scratcher-tooth
Special steel tool for mid- and high-performance brushcutters. For gnarled bushes and thin tree trunks.



WoodCut circular saw blade, chisel-tooth
Special steel tool for mid- and high-performance brushcutters. For gnarled bushes, thin tree trunks, sawing and clearing work.



WoodCut circular saw blade, carbide-tipped
Highly robust special tool for use in dry, sandy areas and for cutting near ground level.

GrassCut grass-cutting blade

Made of steel. Available in versions with different numbers of blades and teeth, for mowing tough, dry grass and reeds.



BrushCut brush knife

Two or three cutters, made of steel, reversible. For thinning and removing tough grass, scrub and thorny hedges.

[Ⓞ] Recommended especially for cordless brushcutters to ensure a longer battery life per charge



MOWING HEADS^①

Order number	Mowing line diameter ^② (mm)	Recommended refill quantity (m)	Shape of the mowing lines	Models																	
				FS 38, FS 40, FS 50 C-E, FSB-KM	FS 55 R, FS 56 RC-E, FS 70 RC-E, FS 70 C-E	FS 55	FS 91, FS 111, FS-KM	FS 94 RC-E, FS 94 C-E	FS 131	FS 240 C-E	FS 361 C-EM, 411 C-EM	FS 461 C-EM, FS 461 C-EM L, FS 491 C-EM	FS 561 C-EM	FSA 45	FSA 57	FSA 60 R, FSA 86 R	FSA 90 R, FSA 90	FSA 130 R, FSA 130, FSA 135 R, FSA 135	FSE 31, FSE 52	FR 131 T	FR 460 TC-EM
TRIMCUT MOWING HEAD																					
TRIMCUT C 32-2	4002 710 2198	2.4/2.7/3.0	1 × 8	◻□□□◻	-	•	•	•	•	•											
TRIMCUT C 42-2	4003 710 2122	2.4/2.7/3.0	1 × 8	◻□□□◻	-	-	-	-	-	-											
TRIMCUT C 52-2	4005 710 2117	2.4/2.7/3.0/3.3	1 × 8	◻□□□◻	-	-	-	-	-	-											
AUTOCUT MOWING HEAD																					
LINE SPOOL	6421 710 4300	1.4	-	○	-	-	-	-	-	-											
LINE SPOOL for AutoCut 2-2	4008 710 4300	1.6	-	⊗	-	-	-	-	-	-											
LINE SPOOL for AutoCut 2-2	4008 710 4301	2.0	-	⊗	-	-	-	-	-	-											
LINE SPOOL for AutoCut C 3-2	4009 710 4304	1.6	-	⊗	-	-	-	-	-	-											
LINE SPOOL for AutoCut 25-2	NEW 4002 710 4321	2.4/2.7	-	⊗	-	•	•	•	•	•											
LINE SPOOL for AutoCut 36-2 for AutoCut 46-2 for AutoCut 56-2	NEW 4003 710 4310	2.4/2.7/3.0/3.3	2 × 4	◻□□□◻	-	-	-	-	-	-											
AUTOCUT 2-2	4008 710 2100	1.6	-	⊗	-	-	-	-	-	-											
	4008 710 2103	2.0	-	⊗	-	-	-	-	-	-											
AUTOCUT C 3-2	4009 710 2106	2.0	1 × 5	⊗	-	-	-	-	-	-											
AUTOCUT C 6-2	4006 710 2126	2.0/2.4	1 × 4	◻□□□◻	•	-	-	-	-	-											
AUTOCUT 25-2	4002 710 2108	2.4/2.7	2 × 3.5	◻□□□◻	-	•	•	•	•	•											
AUTOCUT C 26-2	4002 710 2169	2.4/2.7	1 × 7	◻□□□◻	-	•	•	•	•	•											
AUTOCUT 36-2	4002 710 2170	2.7/3.0/3.3	2 × 4	◻□□□◻	-	-	-	-	-	-											
AUTOCUT 46-2	4003 710 2115	2.7/3.0/3.3	2 × 4	◻□□□◻	-	-	-	-	-	-											
AUTOCUT 56-2	4005 710 2107	2.7/3.0/3.3	2 × 4	◻□□□◻	-	-	-	-	-	-											
SUPERCUT MOWING HEAD																					
SUPERCUT 20-2	4002 710 2184	2.4	2 × 3	◻□□	-	•	•	•	•	•											
SUPERCUT 40-2	4003 710 2142	2.4	1 × 7.5	◻□□	-	-	-	-	-	-											
POLYCUT MOWING HEAD																					
POLYCUT 2-2^③	4008 710 2102	1.4/1.6	2 × 0.15	○⊗	-	-	-	-	-	-											
POLYCUT 3-2^③	4009 710 2104	1.4/1.6	2 × 0.15	○⊗	-	-	-	-	-	-											
POLYCUT 6-2^③	4006 710 2134	2.0/2.4	2 × 0.2	◻□□□◻	•	-	-	-	-	-											
POLYCUT 28-2^③	NEW 4002 820 2300	2.4/2.7	1 × 0.4	◻□□□◻	-	•	•	•	•	•											
POLYCUT 48-2^{③④}	NEW 4003 710 2126	2.4/2.7	1 × 0.4	◻□□□◻	-	-	-	-	-	-											
DUROCUT MOWING HEAD																					
DUROCUT 5-2^⑤	4006 710 2129	1.6/2.0/2.4/L	2 × 0.2	◻□□□◻	•	-	-	-	-	-											
DUROCUT 20-2^⑤	4002 710 2182	2.0/2.4/2.7/L/XL	2 × 0.2	◻□□□◻	-	•	•	•	•	•											
DUROCUT 40-4^⑤	4005 710 2114	2.7/3.0/3.3/4.0/XL/XXL	4 × 0.25	◻□□□◻	-	-	-	-	-	-											




NEW
AUTOCUT SPOOLS

Retrofittable spools featuring metal deflector in main area of wear, for a longer service life compared with initially equipped standard spools.

For AutoCut 25-2^⑥
Order number 4002 710 4321

For AutoCut 36-2, 46-2 and 56-2^⑦
Order number 4003 710 4310



For up to date pricing, please download the STIHL app or visit www.stihl.co.uk

• Recommended
○ Can be combined
- Not approved

① Only approved with guard
② Numbers in bold type indicate the line diameter with which the mowing head is equipped when first supplied
③ Can be equipped with cut-to-length mowing lines as an alternative

④ Including 6 L line pieces
⑤ Including 12 XL line pieces
⑥ Including 12 XXL line pieces
⑦ Only suitable for FS 361 C-EM

⑧ Available from Spring 2022
⑨ Available from Summer 2022

○ Round mowing line
◻ CF3 Pro high-tech cruciform mowing line
⊗ Round and quiet mowing line

◻ Square mowing line
◻ Pentagonal mowing line



MOWING LINES

	1.4 mm	1.6 mm	2.0 mm	2.4 mm	2.7 mm	3.0 mm	3.3 mm	4.0 mm
OVERVIEW OF MOWING LINE COLOURS, THICKNESSES AND USE								
ROUND MOWING LINE Can be universally used for trimming and mowing work	●	●	●	●	●	●	●	●
ROUND AND QUIET MOWING LINE Use with electric and battery-driven brushcutters for reduced noise output	-	●	●	●	●	-	-	-
SQUARE MOWING LINE For effectively cutting thick, woody grass and weeds	-	-	-	■	■	■	■	-
PENTAGONAL MOWING LINES Universal use, with high cutting performance	-	-	-	◆	◆	◆	-	-
CF3 PRO HIGH-TECH MOWING LINE Made with polyamide and reinforced with carbon fibres for flexibility, durability, and high cutting performance.	-	-	■	■	■	■	■	-

Order number	Diameter (mm)	Roll length (m)
ROUND MOWING LINE		
● 0000 930 2284	1.4	16.0
● 0000 930 2334	1.6	19.0
● 0000 930 2335	2.0	14.0
● 0000 930 2336	2.0	60.0
● 0000 930 2337	2.0	119.0
● 0000 930 2263	2.0	360.0
● 0000 930 2264	2.0	620.0
● 0000 930 2338	2.4	14.0
● 0000 930 2339	2.4	41.0
● 0000 930 2340	2.4	83.0
● 0000 930 2246	2.4	253.0
● 0000 930 2247	2.4	420.0
● 0000 930 2573	2.4	1,053.0
● 0000 930 2341	2.7	9.0
● 0000 930 2342	2.7	32.0
● 0000 930 2343	2.7	65.0
● 0000 930 2227	2.7	208.0
● 0000 930 2289	2.7	347.0
● 0000 930 2571	2.7	869.0

Order number	Diameter (mm)	Roll length (m)
ROUND MOWING LINE		
● 0000 930 2344	3.0	53.0
● 0000 930 2542	3.0	162.0
● 0000 930 2543	3.0	271.0
● 0000 930 2345	3.3	6.0
● 0000 930 2346	3.3	19.0
● 0000 930 2347	3.3	38.0
● 0000 930 2287	3.3	137.0
● 0000 930 2290	3.3	228.0
● 0000 930 2569	3.3	573.0
● 0000 930 3603	4.0	87.0 [Ⓞ]
ROUND AND QUIET MOWING LINES		
● 0000 930 2415	1.6	19.0
● 0000 930 2416	2.0	14.0
● 0000 930 2418	2.0	60.0
● 0000 930 2424	2.0	119.0
● 0000 930 2419	2.4	14.0
● 0000 930 2535	2.4	253.0
● 0000 930 2422	2.7	9.0
● 0000 930 2423	2.7	65.0
● 0000 930 2414	2.7	208.0

SETS OF PLASTIC BLADES

Eight plastic blades.



For PolyCut 2-2 and 3-2
Order number 4008 007 1000

Twelve plastic blades.



For PolyCut 6-2, 28-2 and 48-2
Order number 4002 007 1000

Twelve plastic blades.



For PolyCut 6-3, 7-3, 20-3 and 41-3
Order number 4111 007 1001

Order number	Diameter (mm)	Roll length (m)
SQUARE MOWING LINES		
■ 0000 930 2640	2.4	41.0
■ 0000 930 2641	2.4	83.0
■ 0000 930 2612	2.4	253.0
■ 0000 930 2613	2.4	420.0
■ 0000 930 2642	2.7	32.0
■ 0000 930 2643	2.7	65.0
■ 0000 930 2616	2.7	208.0
■ 0000 930 2617	2.7	347.0
■ 0000 930 2644	3.0	53.0
■ 0000 930 2619	3.0	162.0
■ 0000 930 2620	3.0	271.0
■ 0000 930 2645	3.3	38.0
■ 0000 930 2622	3.3	137.0
■ 0000 930 2623	3.3	228.0

LINE PIECES

48 line pieces per packet.



For DuroCut 5-2 and 20-2, size L, 2 mm, serrated
Order number 0000 930 3503

For DuroCut 20-2 and 40-4, size XL, 3 mm, serrated
Order number 0000 930 3504

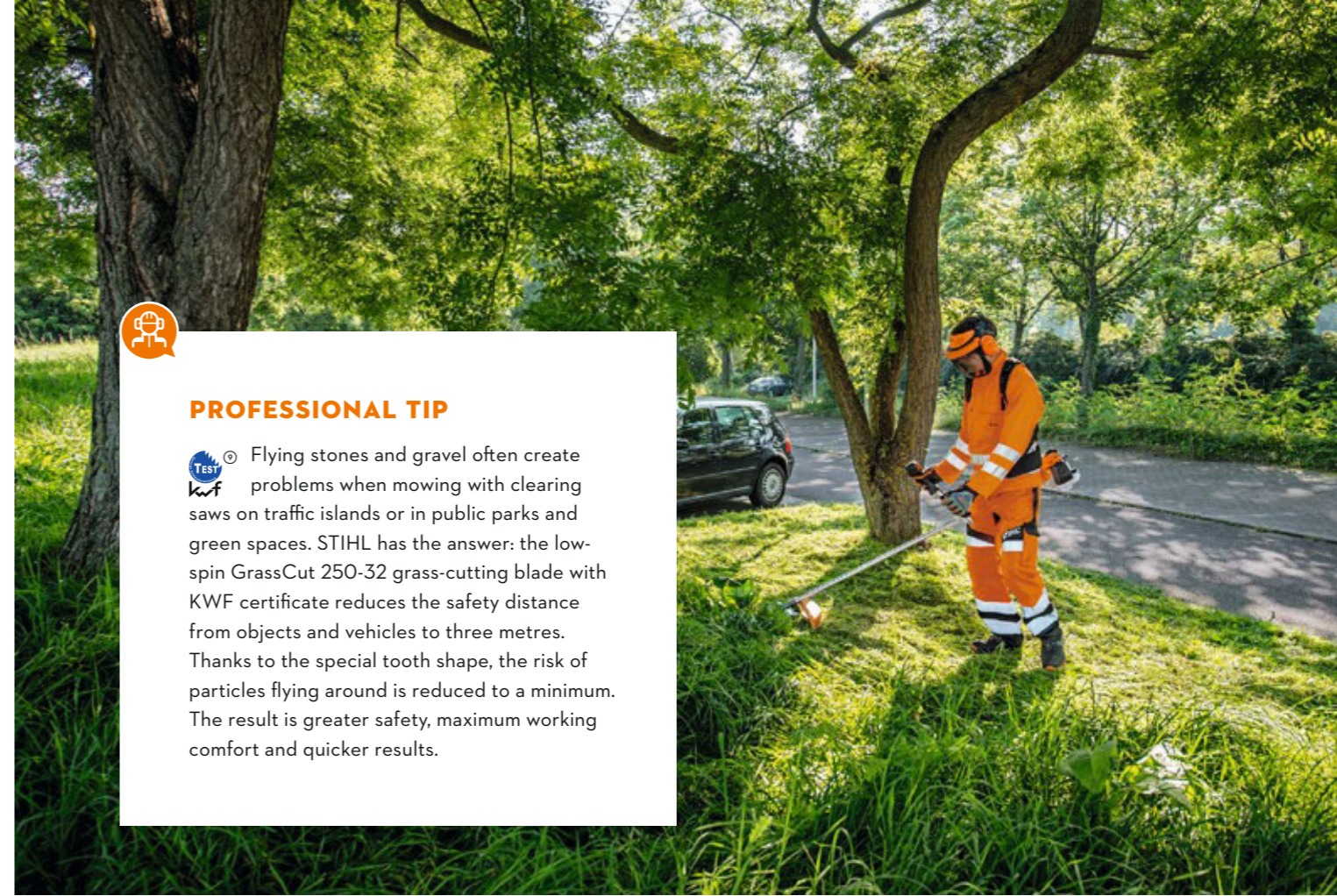
For DuroCut 40-4, size XXL, 4 mm, serrated
Order number 0000 930 3505

Order number	Diameter (mm)	Roll length (m)
PENTAGONAL MOWING LINES		
◆ 0000 930 3340	2.4	48.0
◆ 0000 930 3341	2.4	97.0
◆ 0000 930 3343	2.7	77.0
◆ 0000 930 3303	2.7	215.0
◆ 0000 930 3344	3.0	58.0
◆ 0000 930 3305	3.0	203.0
◆ 0000 930 3306	3.0	339.0
CF3 PRO HIGH-TECH CRUCIFORM MOWING LINE		
■ 0000 930 4318	2.0	45.0
■ 0000 930 4303	2.4	70.0
■ 0000 930 4304	2.7	53.0
■ 0000 930 4305	3.0	43.0
■ 0000 930 4311	3.3	34.0



METAL CUTTING TOOLS

	Order number	Connection diameter (mm)	FS 55 R, FS 55, FS 56 RC-E, FS 70 RC-E, FS 70 C-E	FS 91, FS 111, FS 131, FSA 130, FSA 135	FSA 130 R, FSA 135 R, FS-KM	FS 94 RC-E, FS 94 C-E, FSA 90 R	FSA 90	FS 240 C-E	FS 361 C-EM, FS 411 C-EM	FS 460 C-EM K ▲	FS 461 C-EM, FS 461 C-EM L, FS 491 C-EM	FS 561 C-EM	FR 131 T	FR 460 TC-EM
GRASSCUT GRASS-CUTTING BLADE Ⓢ														
230 mm (2 B)	4001 713 3805	25.4	•	•	•	•	•	•	-	-	-	-	•	•
260 mm (2 B)	4001 713 3812	25.4	-	•	•	•	•	•	-	-	-	-	•	•
230 mm (4 B)	4001 713 3801	25.4	•	•	•	•	•	•	-	-	-	-	•	•
230 mm (4 B)	4000 713 3801	20.0	-	-	-	-	-	-	•	-	•	-	-	-
230 mm (8 T)	4001 713 3803	25.4	•	•	•	•	•	•	-	-	-	-	•	•
255 mm (8 T)	4000 713 3802	20.0	-	-	-	-	-	-	•	-	•	•	-	-
250 mm (32 T)Ⓢ	4001 713 3813	25.4	-	•	•	-	-	•	-	-	-	-	•	•
250 mm (32 T)Ⓢ	4000 713 3812	20.0	-	-	-	-	-	-	•	-	•	•	-	-
250 mm (40 T)Ⓢ	4001 713 3806	25.4	-	-	-	•	-	•	-	-	-	-	•	•
250 mm (40 T)Ⓢ	4000 713 3806	20.0	-	-	-	-	-	-	•	-	•	•	-	-
BRUSHCUT BRUSH KNIFE Ⓢ														
250 mm (3 B)	4112 713 4100	25.4	-	•	•	-	-	•	-	-	-	-	•	•
300 mm (3 B)	4119 713 4100	20.0	-	-	-	-	-	-	•	•	•	-	-	-
305 mm "SPECIAL" (2 B)Ⓢ	4000 713 4103	20.0	-	-	-	-	-	-	•	•	•	•	-	-
350 mm (3 B)	4110 713 4100	20.0	-	-	-	-	-	-	-	-	-	•	-	-
350 mm "SPECIAL" (3 B)Ⓢ	4000 713 4100	20.0	-	-	-	-	-	-	-	-	-	•	-	-
SHREDCUT SHREDDER BLADE ⓈⓈ														
270 mm (2 B)	4000 713 3903	20.0	-	-	-	-	-	-	•	-	•	-	-	-
320 mm (2 B)	4000 713 3902	20.0	-	-	-	-	-	-	-	-	-	•	-	-
WOODCUT CIRCULAR SAW BLADE, SCRATCHER-TOOTH ⓈⓈ														
200 mm (80 T)	4112 713 4201	25.4	-	-	-	-	-	•	-	-	-	-	-	-
200 mm (44 T)	4000 713 4200	20.0	-	-	-	-	-	-	•	•	•	-	-	-
225 mm (48 T)	4000 713 4205	20.0	-	-	-	-	-	-	•	•	•	•	-	-
WOODCUT CIRCULAR SAW BLADE, CHISEL-TOOTH ⓈⓈ														
200 mm (22 T)	4112 713 4203	25.4	-	•	-	-	-	•	-	-	-	-	-	-
200 mm (22 T)	4119 713 4200	20.0	-	-	-	-	-	-	•	•	•	-	-	-
225 mm (24 T)	4110 713 4204	20.0	-	-	-	-	-	-	•	•	•	•	-	-
200 mm (22 Z) HPⓈ	4001 713 4203	25.4	-	•	-	-	-	•	-	-	-	-	-	-
200 mm (22 Z) HPⓈ	4000 713 4203	20.0	-	-	-	-	-	-	•	•	•	-	-	-
225 mm (22 Z) HPⓈ	4000 713 4202	20.0	-	-	-	-	-	-	•	•	•	•	-	-
250 mm (26 T) NEW	4000 713 4204	20.0	-	-	-	-	-	-	•	-	Ⓢ	•	-	-
WOODCUT CIRCULAR SAW BLADE, CARBIDE-TIPPED ⓈⓈ														
225 mm (36 T)	4000 713 4211	20.0	-	-	-	-	-	-	•	•	•	•	-	-



PROFESSIONAL TIP

TEST **kwf** Flying stones and gravel often create problems when mowing with clearing saws on traffic islands or in public parks and green spaces. STIHL has the answer: the low-spin GrassCut 250-32 grass-cutting blade with KWF certificate reduces the safety distance from objects and vehicles to three metres. Thanks to the special tooth shape, the risk of particles flying around is reduced to a minimum. The result is greater safety, maximum working comfort and quicker results.



UPGRADE KIT GRASSCUT 250-32

TEST **kwf** For converting clearing saws that have a nylon mowing head to the GrassCut 250-32 low-spin grass-cutting blade, including all attachments and transport guard.

Included in the kit:

- 1 x GrassCut 250-32
- 1 x metal tool transport guard
- 1 x rider plate
- 1 x thrust washer
- 1 x collar nut

For FSA 130, FSA 135, FS 91, FS 94, FS 111, FS 131, FS 240, FR 131 T, FS-KM
Order number **4001 007 1003**



PROFESSIONAL TIP

A poorly balanced or unevenly sharpened cutting blade may significantly increase vibration, so it's important to regularly inspect the blade for damage or wear. Similarly if the blade is not mounted centrally on the thrust plate, vibration will increase dramatically so take care when swapping between line heads and metal blades. For step by step instructions on fitting cutting attachments correctly, and the necessary tools required, consult the machine's user manual.

For up to date pricing, please download the STIHL app or visit www.stihl.co.uk

▲ Models no longer available. Working times shown are for existing owners

• Recommended
○ Can be combined - Not approved

B = Blades
T = Teeth

① Only approved with guard
② Only approved with shredder guard
③ Only approved for clearing saws with a bike handle

④ Only approved with guard, see page 249
⑤ Low-spin
⑥ Very durable, long service life
⑦ HP = High-Performance (20% more cutting performance)

Ⓢ Only for FS 491 C-EM
ⓈⓈ Explanation of quality marks on page 451
▲ Model no longer available, check with STIHL Approved Dealer for stock

ACCESSORIES FOR CUTTING TOOLS


- Files and guards
- For a variety of applications and jobs

For up to date pricing, please download the STIHL app or visit www.stihl.co.uk




MILL SAW FILES

Flat files for brush knives and scratcher-tooth circular saw blades. 200 mm.




Order number **0814 212 3310**



With case for tidy storage
Order number **0814 212 3000**

FILE HANDLES


Wooden handle for all round, triangular and flat files from 4.0 to 5.5 mm.



Order number **0811 490 7860**

FH 3


Soft handle. For flat files up to 150 mm.



Order number **0000 881 4503**

TRIANGULAR SHARPENING FILE


For scratcher-tooth circular saw blades.



Order number **0811 421 8971**

FILE HOLDER WITH ROUND FILE


For chisel-tooth circular saw blades.




Order number **5605 750 4343**

SHARPENING TEMPLATES

For brush knives.




For double-bladed brush knife
Order number **4020 890 5501**



For triple-bladed brush knife
Order number **4020 890 5500**

SAW SET


For chisel-tooth circular saw blades.



Order number **4020 893 5000**

WEAR AND TEAR PROTECTION

Can be screwed onto main area of wear for a longer mowing head service life.



For DuroCut 20-2
Order number **4005 007 1002**

NEW
For PolyCut 28-2 and 48-2 (already fitted to 48-2)
Order number **4003 007 1001**

For up to date pricing, please download the STIHL app or visit www.stihl.co.uk

Order number

Max. cutting circle diameter (line/metal) (mm)

FS 55, FS 56, FS 70

FS 91, FS 111, FS 131, FS 240, FSA 130, FSA 135, FR 460, FS-KM

FS 94

FS 360 C-EM, FS 410 C-EM, FS 460 C-EM, FS 490 C-EM

FS 460 C-EM K

FS 361 C-EM, FS 411 C-EM, FS 461 C-EM, FS 491 C-EM

FS 560 C-EM

FS 561 C-EM

FSA 90


UNIVERSAL GUARDS FOR LINE MOWING HEADS AND METAL TOOLS

Order number	Max. cutting circle diameter (line/metal) (mm)	FS 55, FS 56, FS 70	FS 91, FS 111, FS 131, FS 240, FSA 130, FSA 135, FR 460, FS-KM	FS 94	FS 360 C-EM, FS 410 C-EM, FS 460 C-EM, FS 490 C-EM	FS 460 C-EM K	FS 361 C-EM, FS 411 C-EM, FS 461 C-EM, FS 491 C-EM	FS 560 C-EM	FS 561 C-EM	FSA 90
 4180 007 1028	420/260	-	•	•	-	-	-	-	-	-
4119 007 1027	420/305	-	-	•	-	-	-	-	-	-


GUARDS FOR METAL TOOLS

 4863 710 8100	-/260	-	-	-	-	-	-	-	-	•
4144 710 8116	-/230	•	-	-	-	-	-	-	-	-
4147 710 8101	-/305	-	-	-	•	-	-	-	-	-
NEW 4147 710 8115	-/305	-	-	-	-	-	•	•	-	-
4148 710 8101	-/350	-	-	-	-	-	-	•	-	-
4147 007 1017 ^①	-/305	-	-	-	-	-	•	-	-	-
NEW 4148 710 8105	-/350	-	-	-	-	-	-	-	•	-

GUARDS FOR LINE MOWING HEADS AND POLY-CUT

 4144 710 8117	420/-	•	-	-	-	-	-	-	-	-
4147 710 8108	480/-	-	-	-	•	-	-	•	-	-
4863 710 8120	380/-	-	-	-	-	-	-	-	-	•
4180 007 1030	420/-	-	•	•	-	-	-	-	-	-
NEW 4147 710 8112	520/-	-	-	-	-	-	•	-	-	-
NEW 4148 710 8104	560/-	-	-	-	-	-	-	-	•	-

GUARDS FOR SHREDDER BLADES




 4147 007 1011	-/270	-	-	-	•	-	•	-	-	-
NEW 4147 007 1023 ^②	-/270	-	-	-	-	-	•	-	-	-
4147 710 8116	-/320	-	-	-	-	-	-	•	•	-

GUARDS FOR CIRCULAR SAW BLADES (STOP AND GUARD FOR CIRCULAR SAW BLADES)^③

 4180 710 8202	-/200	-	•	-	-	-	-	-	-	-
4147 710 8200 ^④	-/200	-	-	-	•	-	-	-	-	-
4147 710 8201 ^④	-/225	-	-	-	•	-	-	-	-	-
4147 710 8210	-/200	-	-	-	-	-	•	-	-	-
4147 710 8211	-/225	-	-	-	-	-	•	-	-	-
4148 710 8201	-/225	-	-	-	-	-	-	•	-	-
NEW 4148 710 8202	-/225	-	-	-	-	-	•	-	-	-
NEW 4148 710 8203	-/250	-	-	-	-	-	-	•	•	-

① Conversion only possible in connection with 4128 717 2704 guard ring
② Only approved for clearing saws with a bike handle
③ Conversion only possible in connection with 4147 717 2701 guard ring, included in scope of delivery

④ Explanation of quality marks on page 451
⑤ Shredding starter pack (shredder blade, shredder guard and fastening components)
⑥ FS 360, FS 410, FS 460 C-EM require thrust washer 4128 713 1600 and nut 4119 642 7600





2022 PRICING

For up to date pricing, download the STIHL app from Google Play or the App Store or visit www.stihl.co.uk



THE KEY TO A SUCCESSFUL GARDEN IS IN THE GROUNDWORK.



TILLERS IN DETAIL



TECHNOLOGY

- 01 BLADES**
The blades have a specially designed shape and turn the soil over extremely efficiently with an optimised burrowing action.
- 02 CENTRAL HANDLEBAR ADJUSTMENT**
Lateral adjustment lets you steer the tiller from the side.
- 03 180° SWIVELLING BRAKE SPUR**
The captive brake spur can be used to set the blade entry depth and the speed of propulsion. The 180° swivelling brake spur makes it easier to work in tight passages and bends, is easily accessible for quick adjustments, and can be set to 3 different heights for maximum control.

CONVENIENCE

- 04 ANTI-VIBRATION SYSTEM**
The anti-vibration system is integrated in the handlebar mount. It reduces the vibrations at the handlebar, reducing the effort required when operating the machine for an extended period.
- 05 SIMPLE THROTTLE CONTROL**
All tillers can be steered by both handles. The throttle is within reach of the handles so that the speed controller on the handlebar can be operated with your thumb while steering. This permits precise control of power when tilling.
- 06 CLEANING POSITION**
In the cleaning position, the tiller's blades are easy to clean, assemble and disassemble.

Please note that not all products include the features presented here. Only the most important features are described on this page. For further explanations and information, see from page 436 or online at stihl.co.uk.

TILLERS AND ACCESSORIES

- Tillers and accessories
- For domestic and landscaping use
- Tilling with little effort
- Powerful and low vibration

£ For up to date pricing, please download the STIHL app or visit www.stihl.co.uk



NEW - AVAILABLE FROM SPRING 2022 MH 445

139 cm³ • 2.3 kW / 3.1 hp • 36.0 kg[Ⓞ]

Compact tiller with high manoeuvrability, suitable for working in confined areas. Powerful STIHL EVC 200 engine. Excellent operating comfort for tilling with minimal effort. With one forward gear. Low vibration thanks to integrated anti-vibration system.

Order number **6241 011 3905**



NEW - AVAILABLE FROM SPRING 2022 MH 445 R

139 cm³ • 2.3 kW / 3.1 hp • 37.0 kg[Ⓞ]

Compact tiller with high manoeuvrability, suitable for working in confined areas. Powerful STIHL EVC 200 engine. Excellent operating comfort for tilling with minimal effort. With one forward and one reverse gear. Low vibration thanks to integrated anti-vibration system.

Order number **6241 011 3914**

£ For up to date pricing, please download the STIHL app or visit www.stihl.co.uk

R = Reverse gear
Ⓞ Net weight excluding fuels and lubricants





MH 585

149 cm³ • 2.3 kW / 3.2 hp • 44.0 kg[Ⓞ]

High performance tiller with a wide working width for faster working in larger allotments and gardens. Excellent operating comfort and stability for tilling with minimal effort. Powerful Kohler XT675 series OHV SC engine. Low vibration thanks to integrated anti-vibration system. Forward and reverse gear.

Order number **6241 011 3928**

PROTECTIVE CAGE

For safe holding of the gear housing.



AGS 100 for MH 445, MH 445 R and MH 585
Order number **6906 820 1305**

RIDGER

For cutting furrows for growing vegetables.



AHK 701 adjustable, for MH 585
Order number **6906 710 1132**

AHK 702 fixed, for MH 585
Order number **6906 710 1137**

HOE EXTENSION AND IMPACT PROTECTORS



AHV 600 for MH 445 and MH 445 R
Order number **6906 710 0311**

IRON WHEELS SET



AMR 031 for MH 585
Order number **6906 710 0917**

ADDITIONAL WEIGHT



AZG 030 2 x 9.0 kg, for MH 585
Order number **6906 820 0111**



MOTO4PLUS

Power tool petrol developed specifically for STIHL small 4-stroke engines. User-friendly and engine-friendly thanks to fewer emissions (free from ethanol; almost no olefins and aromatic compounds). Can be kept in storage for up to five years. Reliable top performance - STIHL small 4-stroke engines and STIHL Moto4Plus are made for each other; all conceivable applications have been rigorously tested.

NEW 11

Order number **7009 319 0003**

51

Order number **7009 319 0002**



MORE FUELS AND LUBRICANTS

SEE **FROM PAGE 336**

Order number	Working width (cm / inches)	Tilling set (∅ in cm)	Drive	Tank volume (l)	Engine type	Displacement (cm ³)	Rated output (kW / hp)	Working speed (rpm)	Weight [Ⓞ] (kg)	Guaranteed sound power level L _{WA} (dB(A))	Measured sound pressure level L _{pA} (dB(A))	Uncertainty factor Sound pressure level K _{pA} (dB(A))	Vibration level ahw (m/s ²)	Uncertainty factor K [Ⓞ] (m/s ²)	Anti-vibration system	Central handlebar adjustment	Cleaning position	Worm gear
MH 445 NEW 6241 011 3905	45	30	1F	0.9	STIHL EVC 200	139	2.3 / 3.1	3,100	36.0	93	80	2	5.5	2.2	•	•	•	•
MH 445 R NEW 6241 011 3914	45	30	1F + 1R	0.9	STIHL EVC 200	139	2.3 / 3.1	3,100	37.0	93	80	2	5.5	2.2	•	•	•	•
MH 585 6241 011 3928	85	32	1F + 1R	1.4	Kohler XT 675 OHV SC	149	2.3 / 3.2	3,000	44.0	93	79	2	5	2.5	•	•	•	•

£ For up to date pricing, please download the STIHL app or visit www.stihl.co.uk

• As standard

OHV = Overhead valves
R = Reverse gear
F = Forward gear

Ⓞ Net weight excluding fuels and lubricants
Ⓢ K_{pA}/K uncertainty factors in accordance with Dir. 2006 / 42 / ECRS





2022 PRICING

For up to date pricing, download the STIHL app from Google Play or the App Store or visit www.stihl.co.uk



PRECISION TREATMENT OF CROPS AND PLANTS.



MISTBLOWER IN DETAIL



TECHNOLOGY

01 2-IN-1 CONVERSION MECHANISM

The SR 450 can be switched easily from spraying to dusting at the turn of a handle - there's no need for a conversion kit.

CONVENIENCE

02 TANK WITH LARGE FILLER OPENING

Due to the large filler opening, the container can be filled quickly and cleanly. The inside of the container is easily accessible, making it simple to clean.

03 METERING SYSTEM WITH EASY METERING LEVER

The large metering lever on the SR 450 for dusting or spraying granules is just below the control handle. In just a few seconds, you can switch the flow of powder on and off and set the exact amount in precise stages.

04 ONE-HAND MULTI-FUNCTION HANDLE

The engine controls and the valve for the sprayer element are on the control handle. In addition to the engine controls, you can switch the sprayer element on and off quickly and effortlessly with one hand.

Please note that not all products include the features presented here. Only the most important features are described on this page. For further explanations and information, see from page 436 or online at stihl.co.uk.

MISTBLOWER AND ACCESSORIES

- For use on farms, orchards and vineyards
- For spreading liquids, granules and seeds
- Ergonomic and less tiring
- Perfect for use on tall-growing plants

£ For up to date pricing, please download the STIHL app or visit www.stihl.co.uk



SR 450

63.3 cm³ • 14.0 l • 12.8 kg[Ⓞ]

Powerful mistblower for high horizontal range. With simple starting technology, comfortable shoulder straps and single-hand controls. Fitted with a 2-in-1 conversion mechanism for dusting and spraying granules. Easy and precise dust metering.

Order number **4244 011 2641**



PATENT EP 2031043[Ⓞ]

MOTOMIX FUEL MIXTURE



Ready-mixed fuel (1:50) for all STIHL 2-stroke engines. For a full description, see page 339.

1 l

Order number **7009 874 0103**

5 l

Order number **7009 874 0100**

55 l

Order number **7009 871 0347**

200 l

Order number **7009 871 0348**

£ For up to date pricing, please download the STIHL app or visit www.stihl.co.uk

Ⓞ Weight excluding fuel, fully assembled
Ⓜ Explanation of quality marks on page 451
Ⓞ Patented in several European countries



NEW
SERVICE KIT 38

STIHL's service kits contain everything needed to carry a routine service on the engine of a STIHL blower, vacuum shredder or mistblower. Keeping on top of the maintenance of your tools helps it to maintain optimum performance and the reliability expected of the tool. There is a QR code on the box which can be scanned with a smartphone camera app to take you to how to video's on how to change each component.



Service kit comes with the following:

- 1 × Air filter
- 1 × Spark plug
- 1 × Fuel filter

Service kit 38 for SR 430 and SR 450
(Also suitable for BR 350, BR 430 and BR 450)

Order number **4244 007 4100**

ULV NOZZLE SET

For spreading small amounts of liquid.



Order number **4244 007 1022**

PRESSURE PUMP ATTACHMENT SET

Increases the application rate while spraying upwards. Ideal for efficiently spraying medium to tall trees. Mixes the liquid in the tank.



Order number **4244 007 1004**

HIP BELT

Distributes the weight across the hips and shoulders and therefore ensures heightened user-comfort.



Order number **4203 710 9102**

EXTENSION TUBE

Extends the spraying tube by 33 cm. Pressure pump is also recommended with this accessory.



Order number **4244 770 0300**

MISTBLOWER®														
Order number	Displacement (cm³)	Container capacity (l)	Weight [ⓐ] (kg)	Sound pressure level [ⓐ] (dB(A))	Sound power level [ⓐ] (dB(A))	Vibration level [ⓐ] (m/s²)	STIHL engine (2-MIX/4-MIX [®])	Max. air throughput [ⓐ] (m³/h)	Max. horizontal range (m)	STIHL anti-vibration system	STIHL ElastoStart	Long-life air filter system	Dusting function	Multi-function handle
SR 450	4244 011 2641	63.3	14.0	12.8	101	110	1.9	2-MIX	1,300	14.5	•	•	•	•



PROFESSIONAL TIP

Vertical crops such as high vegetables, grape vines, shrubs and trees are treated using a mistblower. The petrol engine turns the blower wheel and generates a flow of air that blows the leaves around. The liquid is dispensed in the air flow. In this way, the agent also affixes itself to the undersides of the leaves.

• As standard

ⓐ Weight excluding fuel, fully assembled
ⓑ K-factor according to Dir. 2006 / 42 / EC = 2,0 dB(A)
ⓒ K-factor according to Dir. 2006 / 42 / EC = 2 m/s²

ⓓ Without blowing system
ⓔ All local regulations must be followed when using mistblowers



SPRAYERS AND ACCESSORIES

- For use around the house and garden and for mid-sized crops
- New cordless sprayer for use in horticulture and landscaping, as well as in orchards, vegetable growing, and viticulture.
- For treating individual plants and precisely distributing liquid pesticides and fertilisers
- Perfect for use in fields and wide spaces



For up to date pricing, please download the STIHL app or visit www.stihl.co.uk



SG 11

1.5 l • 0.46 kg^①

Ergonomic easy to use hand sprayer for distributing liquid pesticides. Smooth-running and efficient pump. With hollow cone nozzle as standard.

Order number **4255 019 4910**



SG 11 PLUS

1.5 l • 1.2 kg^①

Ergonomic, easy to use hand sprayer with adjustable nozzle for distributing cleaning agents and solvents. 1.5 l filling volume, 3 bar maximum pressure, EPDM seals for cleaning agents and solvents from pH range 7 - 14.

Order number **4255 019 4912**



SG 31

5.0 l • 1.8 kg^①

Manual sprayer. Simple to operate due to large filler opening, shut off valve and telescopic tube. With hollow cone and fan jet nozzle as standard.

Order number **4255 019 4930**



For up to date pricing, please download the STIHL app or visit www.stihl.co.uk

SG 51

12.0 l • 4.5 kg^①

Backpack sprayer for occasional and professional users. Increased user comfort with option to mount pump lever on either side, as well as width and length adjustment. Robust design for long service life, even when used professionally. Height approx. 50 cm / 20", width approx. 50 cm / 20", depth approx. 22 cm.

Order number **4255 019 4950**



SG 71

18.0 l • 4.8 kg^①

Backpack sprayer for professional users. Increased user comfort with option to mount pump lever on either side, as well as width and length adjustment. High-quality straps and moulded back panel make it very comfortable to wear. Ergonomic shut-off valve with pressure gauge. Height approx. 55 cm / 21.7", width approx. 50 cm / 20", depth approx. 22 cm / 8.7".

Order number **4255 019 4970**



PROFESSIONAL TIP

The SGA 85 sprayer is ideal for treating field crops such as young plants and seedlings, vegetables and ornamental plants, low shrubs and small trees. It enables precise distribution of the liquid and ensures that neighbouring plants are not affected.



- ① Weight when empty
- ② Weight excluding battery and content
- ③ Explanation of symbols on page 436



AP100
SYSTEM
AP 100

NEW SGA 85

36 V • 17.0 kg • 6.2 kg^②

Comfortable cordless sprayer for spreading disinfectants, herbicides, pesticides, fungicides and fertilisers in horticulture, landscaping, and fruit, vegetable and wine cultivation. Particularly effective thanks to a powerful membrane pump with 6 bar of operating pressure. Adjustable hollow cone nozzle, infinitely variable pressure adjustment by means of a rotary control during operation, large filler opening to make it easy to fill the tank, bracket for safe lance storage during work breaks. Ergonomic carrying system with adjustable chest strap for very comfortable work. Additional hip belt as well as various nozzles are available as accessories for a range of uses and applications. For more information on features and technical details, see page 264. **Working time with recommended AP 100 battery is up to 510 minutes.**

SGA 85 excluding battery and charger
Order number **4854 011 7000**

Recommended set
SGA 85 with AP 100 and AL 300



NEW HIP BELT WITH HOLSTER

Makes it easier to carry the SGA 85 cordless sprayer when full. The lance of the SGA 85 can be secured in the holster of the hip belt.

For SGA 85
Order number **4854 710 9100**









SUITABLE BATTERIES AND OTHER ACCESSORIES





















SEE FROM **PAGE 16**



	Order number	Rated voltage (V)	Container capacity (l)	Weight (kg)	Sound pressure level [Ⓞ] (dB(A))	Sound power level [Ⓞ] (dB(A))	Vibration level right [Ⓞ] (m/s ²)	STIHL cordless power system	Pressure gauge
MANUAL SPRAYERS[Ⓞ]									
SG 11	4255 019 4910	-	1.5	0.46 [Ⓞ]	-	-	-	-	-
SG 11 PLUS	4255 019 4912	-	1.5	0.46 [Ⓞ]	-	-	-	-	-
SG 31	4255 019 4930	-	5.0	1.8 [Ⓞ]	-	-	-	-	-
SG 51	4255 019 4950	-	12.0	4.5 [Ⓞ]	-	-	-	-	●
SG 71	4255 019 4970	-	18.0	4.8 [Ⓞ]	-	-	-	-	●
CORDLESS SPRAYER[Ⓞ]									
SGA 85	NEW 4854 011 7000	36	17.0	6.2 [Ⓞ]	66.0	77.0	0.9	AP System	●



	Order number	Suitable for sprayers	Spraying angle / spray pattern [Ⓞ]	Material	Optimal spraying pressure (bars)	Use
ACCESSORIES FOR SPRAYERS						
EXTENSION TUBE 	4255 500 0301	SG 11, SGA 85 (length 20 cm / 8")		Plastic	-	Fitted with a fan jet nozzle for treating plants that are difficult to get to, like thorny bushes and roses.
EXTENSION TUBE 	4255 500 0303	SG 31, SG 51, SG 71, SGA 85 (length 50 cm / 20")	-	Brass	-	For exact treatment at greater distances, for example of trees and shrubs.
TELESCOPIC TUBES 	4255 500 0900	SG 51, SG 71, SGA 85 (length 52 - 90 cm)	-	Plastic	-	Can be continuously extended to increase the spray range to up to 90 cm.
	4255 500 2101	SG 31, SG 51, SG 71, SGA 85 (length 159 - 300 cm)	-	Brass	-	Can be continuously extended to increase the spray range to up to 300 cm.
SPRAY GUARD 	4255 500 5800	SG 31, SG 51, SG 71, SGA 85		Plastic	-	Minimises the wind contact area and therefore reduces spray drift. Prevents the spray from coming into contact with nearby plants.

	Order number	Suitable for sprayers	Spraying angle / spray pattern [Ⓞ]	Material	Optimal spraying pressure (bars)	Use
ACCESSORIES FOR SPRAYERS						
DUAL NOZZLE 	4255 500 8500	SG 31, SG 51, SG 71, SGA 85		Plastic	2.0	Ideal for treating large surfaces or two flower beds at the same time, nozzle direction can be individually adjusted.
PRESSURE VALVES 	4255 500 7403	SG 31, SG 51, SG 71 (colour yellow)	-	Plastic	1.0	Keeps the pressure constant (depending on version) with a deviation 0 ± 10 %. The constant pressure reduces fluctuations in the application rate, making your work more effective.
	4255 500 7405	SG 31, SG 51, SG 71 (colour blue)	-	Plastic	2.0	
NOZZLE SET 	4255 007 1000	SG 11, SG 31, SG 51, SG 71, SGA 85	 	Plastic	-	Includes two fan jet nozzles for treating large areas and two hollow cone nozzles for spraying individual plants. (A nozzle holder is required for mounting onto SG 51, SG 71 and SGA 85.)
WIDE BRASS SPRAY BARS 	4255 500 9702	SG 51, SG 71, SGA 85 (length 100 cm)		Brass	2.0	Wide spray bars with three fan jet nozzles for spreading pesticides over large areas. Get your work done more quickly with a larger working width.
FAN JET NOZZLE 80-04 	4255 502 1700	SG 31, SG 51, SG 71, SGA 85		Brass	2.0	Fan jet nozzle with large calibre for application across a large area. Highly suitable for coarse-droplet weed killing. (A nozzle holder is required for mounting onto SG 51, SG 71 and SGA 85.)
FINE FILTER 100 M FOR SHUT-OFF VALVE 	4255 502 0701	SG 31, SG 51, SG 71, SGA 85	-	Plastic	-	Fine filter for the shut-off valve. Low throughput prevents blocking of nozzles.
ADJUSTABLE NOZZLE 	4255 700 6302	SG 31, SG 51, SG 71, SGA 85		Brass	2.0	With the adjustable brass nozzle, the spray pattern can be adjusted from hollow cone to full jet. For an optimal spray result even under varying conditions or in different applications.
FAN JET NOZZLE 65-0025 	4255 502 1701	SG 31, SG 51, SG 71, SGA 85		Brass	2.0	Fan jet nozzle with small calibre and low throughput for very fine and targeted spray distribution. (A nozzle holder is required for mounting onto SG 51, SG 71 and SGA 85.)
HOLLOW CONE NOZZLE 2.5 mm 	4255 700 6303	SG 31, SG 51, SG 71, SGA 85		Brass	2.0	Special nozzle with large calibre for high throughput amounts.
FULL CONE NOZZLE 	4255 700 6304	SG 31, SG 51, SG 71, SGA 85		Brass	2.0	Full cone nozzle with low throughput. Ideal for exact metering for animal repellent or herbicides. (A nozzle holder is required for mounting onto SG 51, SG 71 and SGA 85.)
NOZZLE HOLDER 	4255 500 2800	SG 51, SG 71, SGA 85	-	Plastic	-	Necessary for mounting the fan jet nozzle onto the equipment.

£ For up to date pricing, please download the STIHL app or visit www.stihl.co.uk

● As standard

Ⓞ Weight when empty

Ⓞ Weight excluding battery and content

Ⓞ K-factor according to Dir. 2006/42/EC = 2,0 dB(A)

Ⓞ K-factor according to Dir. 2006/42/EC = 2,0 m/s²

Ⓞ All local regulations must be followed when using sprayers

Ⓞ More information is available in the glossary on page 440



GROUND BREAKING PROFESSIONAL PERFORMANCE.

Earth auger, accessories and parts

269



2022 PRICING

For up to date pricing, download the STIHL app from Google Play or the App Store or visit www.stihl.co.uk



EARTH AUGER IN DETAIL



TECHNOLOGY

01 STIHL 4-MIX® ENGINE

Combines the advantages of a 2-stroke and 4-stroke engine. Lower consumption, lower emissions, no need for oil servicing. Less obtrusive noise. Excellent engine power and high torque.

CONVENIENCE

02 LOW-VIBRATION HANDLE DESIGN

Ensures a significant reduction in vibration - for particularly effortless work.

03 MULTI-FUNCTION HANDLE

All the engine control functions are integrated into the left handle. The machine can be controlled at the push of a button.

04 LARGE-AREA SUPPORT CUSHION

Positioned next to your body or leg during tool use, for a high degree of comfort and steady and precise earth auger guidance.

SAFETY

05 QUICKSTOP DRILL BRAKE

The STIHL QuickStop drill brake with release lever stops the power flow when the drill jam. The brake system makes it easy for jammed drills to be screwed back out.

Please note that not all products include the features presented here. Only the most important features are described on this page. For further explanations and information, see from page 436 or online at stihl.co.uk.

EARTH AUGER, ACCESSORIES AND PARTS

- Mobile and robust powerhouse for professionals
- For drilling holes in the ground, planting, building or taking soil samples
- Especially suitable for large areas that are hard to access
- Drills, shaft extensions, support cushions and drill chucks

For up to date pricing, please download the STIHL app or visit www.stihl.co.uk



BT 131

36.3 cm³ • 1.4 kW / 1.9 hp • 10.0 kg[Ⓞ]

One-man earth auger with QuickStop drill brake. 4-MIX® engine with enlarged fuel tank, low-vibration handle frame, control handle with stop button, long-life air filter system, large support cushion.

Order number **4313 011 2120**



PATENT EP 2031043[Ⓞ]

MOTOMIX FUEL MIXTURE



Ready-mixed fuel (1:50) for all STIHL 2-stroke engines. For a full description, see page 339.

11

Order number **7009 874 0103**

51

Order number **7009 874 0100**

551

Order number **7009 871 0347**

2001

Order number **7009 871 0348**



MORE FUELS AND LUBRICANTS

SEE FROM PAGE 336



For up to date pricing, please download the STIHL app or visit www.stihl.co.uk

[Ⓞ] Weight excluding fuel and drill bit
[Ⓞ] Explanation of quality marks on page 451
[Ⓞ] Patented in several European countries





NEW
SERVICE KIT 31

STIHL's earth auger service kit contains everything needed to carry a routine service on the engine of a STIHL earth auger. Keeping on top of the maintenance of your tools helps it to maintain optimum performance and the reliability expected of the tool. There is a QR code on the box which can be scanned with a smartphone camera app to take you to how to video's on how to change each component.

Service kit comes with the following:

- 1 x Air filter
- 1 x Spark plug
- 1 x Fuel filter



For BT 131 (Also suitable for FR 131, FS 131, FS 311, HT 130, HT 131, HT 133 and KM 131)
Order number 4180 007 4103

ACCESSORIES FOR EARTH AUGER

Order number	Diameter (mm)	Length (mm)	Suitable for earth augers	Use
EARTH AUGER BIT				
4404 680 2004	40	695	BT 131	For all ground types.
4404 680 2006	60			
4404 680 2009	90			
4404 680 2012	120			
4404 680 2015	150			
4404 680 2020	200			
4404 680 2030	300			

EARTH AUGER BIT				
4400 000 4209	90	700	BT 360	For all ground types.
4400 000 4212	120			
4400 000 4215	150			
4400 000 4220	200			
4400 000 4225	250			
4400 000 4228	280			
4400 000 4235	350			

Order number	Diameter (mm)	Length (mm)	Suitable for earth augers	Use
PLANT SPIRAL EARTH AUGER BIT				
4311 680 2515	150	525	BT 131	Special auger bit for drilling bore holes for plants. Cylindrical shape.
4445 000 4235	350	420	BT 360	

ACCESSORIES FOR EARTH AUGER

Order number	Diameter (mm)	Length (mm)	Suitable for earth augers	Use
SOIL LOOSENER EARTH AUGER BIT				
4404 680 1900	260	660	BT 131	Special auger bit for loosening soil and planting.

SHAFT EXTENSIONS

4313 680 2300	-	250	BT 131	For extending the earth auger bit in deep bore holes.
4311 680 2350	-	450		
4470 000 4205	-	500	BT 360	
4470 000 4210	-	1.000		

SUPPORT CUSHION

4313 748 2501	-	-	BT 131	As a replacement for the existing support cushion.
---------------	---	---	--------	--

DRILL CHUCK

4311 680 4010	-	-	BT 131	For twist drills up to Ø 13 mm. For use with drills with cylindrical connectors.
---------------	---	---	--------	--

EARTH AUGER[Ⓢ]

BT 131[Ⓢ]	4313 011 2120	36.3	1.4 / 1.9	10.0	92	100	1.7 / 2.0	4-MIX [®]	200	•	•	•	•
---------------------------	---------------	------	-----------	------	----	-----	-----------	--------------------	-----	---	---	---	---

- As standard
- Ⓢ Weight excluding fuel and drill bit
- Ⓢ K-factor according to Dir. 2006 / 42 / EC = 2,0 dB(A)
- Ⓢ K-factor according to Dir. 2006 / 42 / EC = 2 m/s²
- Ⓢ Delivery does not include drill bit
- Ⓢ With support cushion

For up to date pricing, please download the STIHL app or visit www.stihl.co.uk Only while stocks last!





CLEANING AND CLEARING



BLOWERS



VACUUM SHREDDERS



SWEEPING MACHINE



PRESSURE WASHERS



WET AND DRY
VACUUM CLEANERS



GARDEN SHREDDERS

CLEANING SYSTEMS FOR ALL JOBS.

Blowers, accessories and parts	277	Accessories for pressure washers	305
Vacuum shredders, accessories and parts	290	Cleaning agents for pressure washers	308
Sweeping machine	295	Wet and dry vacuum cleaners	313
Pressure washers	298	Accessories for wet and dry vacuum cleaners	314



2022 PRICING

For up to date pricing, download the STIHL app from Google Play or the App Store or visit www.stihl.co.uk



BLOWERS IN DETAIL



TECHNOLOGY

01 STIHL ERGOSTART

An extra spring between the crankshaft and starter cord keeps load peaks to a minimum so they can barely be felt on the cord. That means trouble-free, almost effortless starting.

02 MUFFLER

The muffler in the blower tube reduces noise levels even if you're running at full power.

03 HD2 FILTER

This air filter keeps even the finest dust away from the engine which means a longer service life.

CONVENIENCE

04 STIHL ANTI-VIBRATION SYSTEM

Our anti-vibration system reduces handle vibrations, so you'll find the tool less tiring and more comfortable to use.

05 LOCKING THROTTLE LEVER WITH STOP BUTTON

You can lock the throttle on "Full". A single flick of the thumb can then shut off the engine. You can restart again straightaway. Simple.

Please note that not all products include the features presented here. Only the most important features are described on this page. For further explanations and information, see from page 436 or online at stihl.co.uk.

PETROL BLOWERS

- For homeowners and professional workers
- Hand-held and backpack version
- Powerful and efficient
- Great user comfort

£ For up to date pricing, please download the STIHL app or visit www.stihl.co.uk



BG 56 C-E

27.2 cm³ • 4.1 kg[Ⓞ]

STIHL ERGOSTART

Quickly clears leaves and grass cuttings around the home and garden. Round nozzle, STIHL 2-MIX engine, STIHL ErgoStart.

Order number 4241 011 1751

QUIET VERSION



BG 66 C-E

27.2 cm³ • 4.5 kg[Ⓞ]

STIHL ERGOSTART

Low noise with high blowing power, ideal for use in noise sensitive areas. Round nozzle, STIHL 2-MIX engine, stop button.

Order number 4241 011 1748



BG 86 C-E

27.2 cm³ • 4.4 kg[Ⓞ]

STIHL ERGOSTART

Suitable for clearing large areas of leaves and grass, suitable for use in very dusty areas, thanks to the new HD2 filter. Round nozzle, flat nozzle, STIHL anti-vibration system, STIHL ErgoStart, STIHL 2-MIX engine, locking throttle lever with stop button.

Order number 4241 011 1754

VACUUM ATTACHMENT



For converting the blower into a vacuum.

For BG 56 and BG 86

Order number 4241 700 2200

£ For up to date pricing, please download the STIHL app or visit www.stihl.co.uk

C = Comfort version Ⓞ Weight excluding fuel, fully assembled
E = STIHL ErgoStart



**BR 200**27.2 cm³ • 5.7 kg[Ⓞ]

Compact and very light backpack blower. STIHL anti-vibration system, STIHL 2-MIX engine, simple starting technology, locking throttle lever with stop button, carry handle.

Order number 4241 011 1605



START THE TOOL AT THE PUSH OF A BUTTON

BR 450 C-EF63.3 cm³ • 11.5 kg[Ⓞ]**STIHL ERGOSTART**

Very powerful blower with STIHL ElectroStart for convenient stopping and restarting of the blower via the control handle. Additional pull starter with STIHL ErgoStart for cold starts. Soft handle, STIHL anti-vibration system, wide shoulder straps, STIHL 2-MIX engine, locking throttle lever with stop button, tool-free blower tube length adjustment and handle position adjustment.

Order number 4244 011 1632

**BR 350**63.3 cm³ • 10.1 kg[Ⓞ]

Ideal for clearing small and less dense debris for a variety of maintenance jobs. STIHL anti-vibration system, STIHL 2-MIX engine, simple starting technology, locking throttle lever with stop, carry handle.

Order number 4244 011 1600



QUIET VERSION

BR 50064.8 cm³ • 10.1 kg[Ⓞ]**STIHL 4-MIX®**

This quiet blower is fitted with a STIHL 4-MIX® engine and integrated muffler to significantly reduce the noise levels. This means it is particularly well suited for large-scale jobs in noise-sensitive areas. Rubberised 2-component handle, STIHL anti-vibration system, wide, ergonomically shaped shoulder straps, locking throttle lever with stop button, carry handle.

Order number 4282 011 1628

**BR 430**63.3 cm³ • 10.2 kg[Ⓞ]

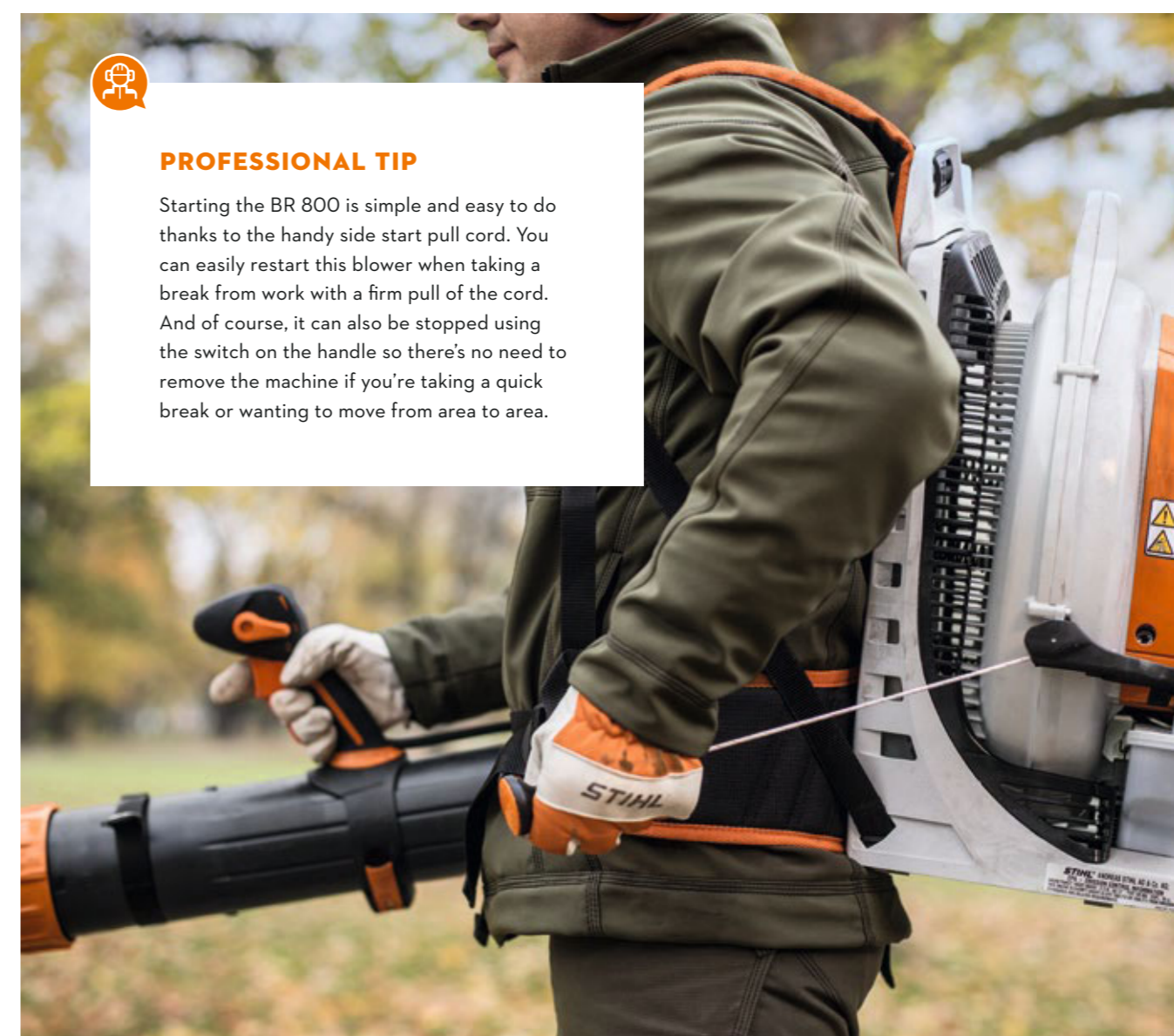
High-performance blower for effortless removal of grass clippings, hedge cuttings, leaves and debris from large areas. Rubberised 2-component handle, STIHL anti-vibration system, wide shoulder straps, STIHL ElastoStart, STIHL 2-MIX engine, simple starting logic, locking throttle lever with stop button, carry handle.

Order number 4244 011 1620

**BR 600**64.8 cm³ • 10.2 kg[Ⓞ]**STIHL 4-MIX®**

High-performance blower with exceptional power. Rubberised 2-component handle, STIHL anti-vibration system, STIHL 4-MIX® engine, wide, ergonomically shaped shoulder straps, hip belt, locking throttle lever with stop button, carry handle. The optional bike handle is recommended when working with curved nozzles for long periods.

Order number 4282 011 1629

**PROFESSIONAL TIP**

Starting the BR 800 is simple and easy to do thanks to the handy side start pull cord. You can easily restart this blower when taking a break from work with a firm pull of the cord. And of course, it can also be stopped using the switch on the handle so there's no need to remove the machine if you're taking a quick break or wanting to move from area to area.

**BR 700**64.8 cm³ • 10.8 kg[Ⓞ]**STIHL 4-MIX®**

Very high-performance blower with outstanding blowing power. Tool-free adjustment of the handle position and adjustment of the blower tube length. Soft handle. STIHL anti-vibration system, STIHL 4-MIX® engine. Ergonomically shaped, wide shoulder straps, hip belt, locking throttle lever with stop button, carry handle. The optional bike handle is recommended when working with curved nozzles for long periods.

Order number 4282 011 1637

**BR 800 C-E**79.9 cm³ • 11.7 kg[Ⓞ]**STIHL 4-MIX®****STIHL ERGOSTART**

STIHL's most powerful blower: practical side start for convenient restart while wearing on the back. Tool-free adjustment of the handle position and infinitely variable adjustment of the blower tube. Soft handle, STIHL anti-vibration system, ergonomically shaped wide shoulder straps, hip belt, chest belt, STIHL 4-MIX® engine, simple start logic, infinitely variable locking throttle lever with stop button, carry handle.

Order number 4283 011 1603

CORDLESS BLOWERS

- Blowers for domestic and professional use
- Ideal for cleaning in noise-sensitive residential areas and around hospitals or schools, etc.
- The quietest blowers in our range
- Cordless and emissions-free

For up to date pricing, please download the STIHL app or visit www.stihl.co.uk



BGA 45

18 V • 2.2 kg[Ⓢ]

Easy-to-manoeuvre cordless blower for cleaning small outdoor areas at home such as patios and driveways. Round nozzle, integrated Lithium-Ion battery (45 Wh) with charge-level indicator. Battery charging time: 210 min / 300 min (80% / 100%). For more information on features and technical details, see page 288.

Working time with integrated battery is up to 10 minutes.

Order number **4513 011 5905**



BGA 57

36 V • 2.3 kg[Ⓢ]

Well balanced and quiet cordless blower with an ergonomic design for comfortable and effortless work. For use in small or medium-sized gardens to gather leaves, grass and other waste into piles. Round nozzle, soft handle, and three-setting length-adjustable blower tube that can be adapted to match the user's size. Flat nozzle for increased air speed available as an accessory. For more information on features and technical details, see page 288. **Working time with recommended AK 20 battery is up to 22 minutes.**

BGA 57 excluding battery and charger
Order number **4523 011 5960**

Set BGA 57 with AK 20 and AL 101
Order number **4523 011 5973**

BGA 57 with 2 × AK 20 and AL 101
Order number **4523 200 0017**

For up to date pricing, please download the STIHL app or visit www.stihl.co.uk

Ⓢ Weight including battery
Ⓣ Weight excluding battery

NEW - AVAILABLE FROM AUTUMN 2022

BGA 60

CORDLESS GARDEN BLOWER

36 V • 2.3 kg[Ⓢ]



AKIII SYSTEM


AK 30

EC MOTOR

BGA 60 CORDLESS GARDEN BLOWER


STIHL CONNECTED

The BGA 60 is compatible with the STIHL Smart Connector and has a convenient slot for the connector to be mounted to.



METAL RING

If you accidentally bump the blower tube on the ground whilst clearing leaves, the metal ring around the nozzle of the BGA 60 will protect the tube against wear.



VARIABLE BLOWING FORCE

In boost mode, the BGA 60 has 60% more blowing power when compared to the BGA 57. Not only that, the blowing force can be adjusted to suit what you are clearing. And there's also a boost mode for when you need extra blowing power!



ADJUSTABLE BLOWER TUBE

The blower tube of the BGA 60 can be easily adjusted without the need for tools. It can be extended by up to 16 cm.



Ⓢ Explanation of symbols on page 436

A set is a single box including the tool, battery and charger. The tool with 2 batteries and charger will come in separate boxes.

**BGA 86**36 V • 2.8 kg^①

Very powerful, easy to use and comfortable to operate cordless blower. Perfect for professional use in large, urban areas. For removing leaves and dirt. Round nozzle, soft handle, three-setting length-adjustable blower tube. Flat nozzle for increased air speed available as an accessory. For long periods of use, we recommend the AR L backpack battery. For more information on features and technical details, see page 288.

Working time with recommended AP 300 battery is up to 21 minutes.

BGA 86 excluding battery and charger
Order number **BA02 011 5900**

Recommended set

BGA 86 with AP 300 and AL 300

**BGA 100**36 V • 2.5 kg^①

Pleasantly quiet, lightweight and very powerful cordless blower for professional use, especially in urban, noise-sensitive areas. Round nozzle, soft handle, three power levels with additional boost function, three-setting length-adjustable blower tube, lifting eyelet for support cushion (accessories). Flat nozzle for increased air speed available as an accessory. Cordless operation via a connecting cable and battery belt, AP carrying system, or AR backpack battery (see page 59). For more information on features and technical details, see page 288. **Working time with recommended AR 3000 L battery is up to 510 minutes.**

BGA 100 excluding battery and charger
Order number **4866 011 5900**

Recommended set

BGA 100 with AR 3000 L, AR L carrying system and AL 500

APIII
SYSTEM
AP 300

COMFORT
CARRYING
SYSTEM

BGA 20036 V • 3.2 kg^①

The most powerful cordless blower from STIHL. Pleasantly quiet for professional use in urban and noise-sensitive areas. Hand-held operation is ideal for use in narrow and awkward spaces. For extended periods or large areas of work, the specially developed comfort carrying system gives you the option of easily hooking the BGA 200 onto a harness. Switching between hand-held and mounted mode couldn't be quicker or easier, making the BGA 200 a flexible 2-in-1 power tool. The curved shape of the BGA 200 ensures that, in spite of the powerful airflow, there is no tipping or turning effect on the blower itself, reducing the strain on your wrist. The second handle and locking throttle make it even more comfortable to use. At the press of a button, the blower tube length can be very easily adapted for different cleaning situations such as cleaning in corners. The comfort carrying system that comes with order number BA01 200 0000 must be secured to the AR L carrying system. For more information on features and technical details, see page 288. **Working time with recommended AR 3000 L battery is up to 500 minutes.**

BGA 200 excluding battery, charger and comfort carrying system
Order number **BA01 011 5900**

BGA 200 excluding battery and charger, including comfort carrying system
Order number **BA01 200 0000**

Recommended set

BGA 100 with AR 3000 L, AR L carrying system, comfort carrying system and AL 500

**PROFESSIONAL TIP****POWER TOOLS WITH A SOCKET^②**

For an affordable alternative to the Set AR L battery and the AR L carrying system, you can purchase an AP battery, AP holster with connecting cable and the battery belt with harness.

FOR MORE INFORMATION, SEE **PAGE 59**

APIII
SYSTEM
AR 3000 L

£ For up to date pricing, please download the STIHL app or visit www.stihl.co.uk

① Weight excluding battery
② Weight excluding cable

③ Explanation of symbols on page 436
④ AP System tools with a socket: FSA 130 / FSA 130 R / HSA 94 R / HSA 94 T / KMA 130 R / BGA 100 / BGA 200

ELECTRIC BLOWER

**BGE 71**230 V • 1.1 kW • 3.0 kg^②

For cleaning small to medium spaces around the home. Flat nozzle, cable strain relief, with the retrofittable vacuum attachment it can also be used as a vacuum shredder.

Order number **4811 011 1507**

VACUUM ATTACHMENT

For converting the electric blower into an electric vacuum.

For BGE 71
Order number **4811 700 2201**

- For homeowners
- Ideal for frequent use on private grounds
- Comfortably quiet operation
- High blowing power



For up to date pricing, please download the STIHL app or visit www.stihl.co.uk

**PROFESSIONAL TIP**

Your electric blower can be easily used as a garden vacuum, allowing you to collect leaves much more easily. For this you will simply need the vacuum attachment set for electric blowers.

ACCESSORIES AND PARTS FOR BLOWERS

- For extending the range of possible applications
- Various nozzles
- Gutter-cleaning set
- Harness for improved user comfort

£ For up to date pricing, please download the STIHL app or visit www.stihl.co.uk



NEW SERVICE KITS



STIHL's blower service kits contain everything needed to carry a routine service on the engine of a STIHL blower, vacuum shredder or mistblower. Keeping on top of the maintenance of your tools helps it to maintain optimum performance and the reliability expected of the tool. There is a QR code on the box which can be scanned with a smartphone camera app to take you to how to video's on how to change each component.

Please note, service kit 36 is for BG 86 / SH 86 models produced before 2012 and service kit 37 is for BG 86 / SH 86 models produced after 2013.

Each service kit comes with the following:

- 1 × Air filter
- 1 × Spark plug
- 1 × Fuel filter

Service Kit 36 for BG 56, BG 66, BG 86[ⓐ] (BG 86 machine number < 290821925 (Also suitable for SH 56, SH 86[ⓐ] (SH 86 machine number < 290657469)
Order number **4241 007 4100**

Service Kit 37 for BG 86[ⓑ] (machine number > 290871694) (Also suitable for SH 86[ⓑ] (machine number > 291051831)
Order number **4241 007 4101**

Service Kit 38 for BR 350, BR 430, BR 450 (Also suitable for SR 430, SR 450)
Order number **4244 007 4100**

Service Kit 39 for BR 500, BR 600, BR 700
Order number **4282 007 4100**

Service Kit 40 for BR 800
Order number **4283 007 4101**

VACUUM ATTACHMENT

For converting the blower into a vacuum.



For BG 56 and BG 86
Order number **4241 700 2200**

For converting the electric blower into an electric vacuum.



For BGE 71
Order number **4811 700 2201**

£ For up to date pricing, please download the STIHL app or visit www.stihl.co.uk

ⓐ BG 86 / SH 86 before 2012
ⓑ BG 86 / SH 86 after 2013

COMFORT CARRYING SYSTEM



The comfort carrying system enables the BGA 200 to be used in different ways – either hand-held or secured into a slot on the side of the user's body. These two modes can be switched between easily and quickly, making your work so much easier – particularly during longer periods of use. The comfort carrying system can only be used in combination with a carrying system for AR L backpack batteries. It cannot be used with the battery belt or the AP carrying system. AR L batteries and the carrying system for AR L batteries are not included in the scope of delivery.

For BGA 200
Order number **BA01 490 0400**

CHEST STRAP

Ensures the shoulder straps are securely positioned.



For BR 200, BR 350, BR 430, BR 450, BR 500, BR 600 and BR 700
Order number **0000 790 7700**

HIP BELTS

Equally distributes the weight across the hips. Soft padding.



For BR 350, BR 430, BR 450
Order number **4203 710 9102**

For BR 500
Order number **4282 710 9101**





GUTTER CLEANING SET

For clearing dirt and leaves.
Approx. Length 3 m blower tube.



For BG 56, BG 66, BG 86 and BGE 71
Order number **4241 007 1003**

BIKE HANDLE

Distributes recoil from the blower onto both arms.
Especially useful with curved nozzles.



For BR 350, BR 430, BR 450, BR 500, BR 600, BR 700 and BR 800
Order number **4282 790 1700**

SUPPORT CUSHION SET

Support cushion with belt adapter for securing the support cushion to the battery belt with harness on the AP carrying system or the AR L carrying system.














For BGA 100, KMA 130 R, KMA 135 R, FSA 130, FSA 130 R, FSA 135, FSA 135 R and RGA 140
Order number **0000 007 1045**

CARRY BAG

Perfect for transporting and storing the tool together with the FS-KM or HL-KM KombiTools.



Suitable for KMA 130 R, KMA 135 R, HSA 56, HSA 66, HSA 86, HLA 56, BGA 86, BGA 100 and all KombiEngines with loop handle
Order number **0000 881 0507**

Order number	Shape	Suitable for blower	Use
FLAT NOZZLES			
 4866 701 8301	straight	BGA 57, BGA 86, BGA 100	Makes heavy or wet blowable materials easier to remove thanks to the high air speed.
 4241 708 6302	curved	BG 56, BG 86, BGE 71, SH 56, SH 86, SHE 71, SHA 56	Enables work on large surfaces, spreads the air stream parallel to the ground.
 4282 708 6340	curved	BR 430, BR 500, BR 600	
 4282 708 6304	curved	BR 700, BR 800	
ROUND NOZZLES			
 4244 708 6300	straight	BR 350	For effortless operation due to straight nozzle shape.
 4282 708 6360	straight	BR 430	
 4244 708 6301	straight	BR 450	
 4282 708 6370	straight	BR 500	
 4282 708 6350	straight	BR 600	
 4282 708 6302	straight	BR 700	
 4282 708 6303	curved	BR 800	Lengthens the blower tube compared to the standard straight nozzle. Use only with the bike handle (4282 790 1700).



PROFESSIONAL TIP - CHOOSING THE RIGHT NOZZLE

FLAT NOZZLES

If you need to clear wet, heavy materials, such as piles of wet leaves, then choose a flat nozzle. These are designed to increase the air speed of the leaf blower, meaning wet material that has become stuck to the ground becomes easier to remove.

The straight flat nozzle has a narrow profile which provides your leaf blower with high air speed, as previously mentioned.

Curved flat nozzles have higher air speed and can accurately target dirt and debris on the ground, thanks to the shape of the nozzle which allows for the air stream to be spread parallel to the ground.

ROUND NOZZLES

Round nozzles provide an even spread of air across the surfaces you are trying to clear. They have also been designed to reduce the gyroscopic forces on the user. You can maintain a steadier direction of blowing during use for effortless operation.

The BR 800 C-E backpack blower comes as standard with a straight round nozzle due to the blowing force being so high. It makes use more comfortable. If you prefer a curved round nozzle for the BR 800 C-E, use it with the bike handle attachment due to the high power output and blowing force of machine.





Order number	Displacement (cm³)	Rated voltage (V)	Power consumption (kW)	Weight (kg)	Blowing force ^① (N)	Max. air speed (m/s) with round nozzle / flat nozzle	Air throughput (m³/h) with round nozzle / flat nozzle	Sound pressure level ^② (dB(A))	Sound power level ^③ (dB(A))	Vibration level right ^④ (m/s²)	STIHL engine (2-MIX / 4-MIX®) / STIHL cordless power system	Round nozzle / Flat nozzle	STIHL anti-vibration system	STIHL ElastoStart / ErgoStart	STIHL side start	STIHL ElectroStart	Chest strap / hip strap	Vacuum attachment	
PETROL BLOWERS																			
BG 56 C-E	4241 011 1751	27.2	-	-	4.1 ^①	13	71/-	700/-	90	104	8.0	2-MIX	●/○	-	-/●	-	-	-/-	○
BG 66 C-E	4241 011 1748	27.2	-	-	4.7 ^①	10	62/-	630/-	86	99	2.1	2-MIX	●/-	●	-/●	-	-	-/-	-
BG 86 C-E	4241 011 1754	27.2	-	-	4.4 ^①	15	76/89	755/620	90	104	2.5	2-MIX	●/●	●	-/●	-	-	-/-	○
BR 200	4241 011 1605	27.2	-	-	5.7 ^①	12	67/-	680/-	96	103	3.0	2-MIX	●/-	●	-	-	-	○/-	-
BR 350	4244 011 1600	63.3	-	-	10.1 ^①	17	90/-	740/-	98	106	3.9	2-MIX	●/○	●	-	-	-	○/○	-
BR 430	4244 011 1620	63.3	-	-	10.2 ^①	26	98/-	850/-	101	108	2.5	2-MIX	●/○	●	●/-	-	-	○/○	-
BR 450 C-EF	4244 011 1632	63.3	-	-	11.5 ^①	28	99/-	1,090/-	102	108	2.5	2-MIX	●/-	●	-/●	-	●	○/○	-
BR 500	4282 011 1628	64.8	-	-	10.1 ^①	22	93/-	925/-	90	100	1.4	4-MIX®	●/○	●	-	-	-	○/○	-
BR 600	4282 011 1629	64.8	-	-	10.2 ^①	32	106/-	1,150/-	100	108	1.8	4-MIX®	●/○	●	-	-	-	○/●	-
BR 700	4282 011 1637	64.8	-	-	10.8 ^①	35	88/-	1,550/-	101	109	2.5	4-MIX®	●/○	●	-	-	-	○/●	-
BR 800 C-E	4283 011 1603	79.9	-	-	11.7 ^①	41	97/-	1,700/-	104	112	3.5	4-MIX®	●/-	●	-/●	●	-	●/●	-
CORDLESS BLOWERS																			
BGA 45	4513 011 5905	-	18	-	2.2 ^①	5	44/-	420/-	76	87	3.2	AI Line	●/-	-	-	-	-	-/-	-
BGA 57	4523 011 5960	-	36	-	2.3 ^①	9	55/60	620/560	79	90	0.6	AK System	●/○	-	-	-	-	-/-	-
Set BGA 57 with AK 20 + AL 101	4523 011 5973	-	36	-	3.5 ^①	9	55/60	620/560	79	90	0.6	AK System	●/○	-	-	-	-	-/-	-
BGA 57 with 2 × AK 20 + AL 101	4523 200 0017	-	36	-	3.5 ^①	9	55/60	620/560	79	90	0.6	AK System	●/○	-	-	-	-	-/-	-
BGA 60	NEW ® BA04 011 5900	-	36	-	2.3 ^①	15 ^⑤	69 ^⑥ /-	780 ^⑦ /-	76	89	1.2	AK System	●/-	-	-	-	-	-/-	-
Set BGA 60 with AK 30 + AL 101	NEW ® BA04 011 5943	-	36	-	3.5 ^①	15 ^⑤	69 ^⑥ /-	780 ^⑦ /-	76	89	1.2	AK System	●/-	-	-	-	-	-/-	-
BGA 60 with 2 × AK 30 + AL 101	NEW ® BA04 200 0001	-	36	-	2.3 ^①	15 ^⑤	69 ^⑥ /-	780 ^⑦ /-	76	89	1.2	AK System	●/-	-	-	-	-	-/-	-
BGA 86	BA02 011 5900	-	36	-	2.8 ^①	15	69/76	780/710	79	90	0.5	AP System	●/○	-	-	-	-	-/-	-
BGA 100	4866 011 5900	-	36	-	2.5 ^①	17 ^⑤	75 ^⑥ /81	840 ^⑦ /760	80	90	0.9	AP System	●/○	-	-	-	-	-/-	-
BGA 200	BA01 011 5900	-	36	-	3.2 ^①	21 ^⑤	84 ^⑥ /-	940 ^⑦ /-	80	91	0.7	AP System	●/-	-	-	-	-	-/-	-
BGA 200 incl. comfort carrying system	BA01 200 0000	-	36	-	3.2 ^①	21 ^⑤	84 ^⑥ /-	940 ^⑦ /-	80	91	0.7	AP System	●/-	-	-	-	-	-/-	-
ELECTRIC BLOWERS																			
BGE 71	4811 011 1507	-	230	1.1	3.0 ^①	9	-/70	-/485	85	100	1.0	-	-/●	-	-	-	-	-/-	○



WORKING IN NOISE-SENSITIVE ENVIRONMENTS

When working in these type of areas, make sure you use a quiet blower model. The BR 500 has been designed especially for use in noise-sensitive areas. Despite its relatively low acoustic emissions, the blower remains a reliable tool with exceptional blowing power of 22 Newtons.

You can also use the cordless BGA 200. Its low noise output means no ear defenders are required during use. It also means it can be used when working in noise-sensitive areas, such as schools and public areas. With a blowing force of 21 Newtons and a high air speed of 84 m/s (metres per second), it provides fantastic blowing power for professional users when tackling tough clearing jobs. In comparison to our petrol backpack blowers, this means the BGA 200 sits comfortably next to the BR 500.



For up to date pricing, please download the STIHL app or visit www.stihl.co.uk

● As standard
○ Retrofittable (accessory)

C = Comfort version
E = STIHL ErgoStart
F = STIHL ElectroStart

① Combination of air speed and air throughput
② K-factor according to Dir. 2006/42/EC = 2,0 dB(A)
③ K-factor according to Dir. 2006/42/EC = 2 m/s²

④ Weight excluding fuel, fully assembled
⑤ Weight including battery
⑥ Weight excluding battery
⑦ Weight including battery, excluding charger

⑧ Weight excluding cable
⑨ In Boost
Ⓜ Available from Autumn 2022

A set is a single box including the tool, battery and charger. The tool with 2 batteries and charger will come in separate boxes.

VACUUM SHREDDERS, ACCESSORIES AND PARTS

- Made for home and professional use
- Ideal for removing and shredding leaves and cuttings
- Can be easily converted into a blower

For up to date pricing, please download the STIHL app or visit www.stihl.co.uk



SH 56 C-E
27.2 cm³ · 5.2 kg[Ⓞ]

STIHL ERGOSTART

Compact petrol vacuum shredder. Ideal for clearing medium-sized areas. Infinitely variable speed control, round nozzle, STIHL ErgoStart, STIHL 2-MIX engine. Can also be used as a blower.

Order number **4241 011 0929**



SH 86 C-E
27.2 cm³ · 5.8 kg[Ⓞ]

STIHL ERGOSTART

High power petrol vacuum shredder. Ideal for clearing large gardens and property maintenance. Infinitely variable speed control, round nozzle, flat nozzle, STIHL ErgoStart, STIHL anti-vibration system, STIHL 2-MIX engine, HD2 filter. Can also be used as a blower.

Order number **4241 011 0933**



APPROPRIATE FUELS AND LUBRICANTS

SEE FROM PAGE 336



SHE 71
230 V · 1.1 kW · 4.1 kg[Ⓞ]

Electric vacuum shredder for smaller gardens. Perfect for use in residential areas. Flat nozzle, blower function.

Order number **4811 011 0828**

For up to date pricing, please download the STIHL app or visit www.stihl.co.uk

NEW - AVAILABLE FROM AUTUMN 2022

SHA 56 CORDLESS VACUUM SHREDDER

36 V · 4.2 kg[Ⓞ]

ACCESSORIES:

NEW
COLLECTION BAG
ATTACHMENT SET



See page 292


INCL. BLOWER TUBE



SHA 56 CORDLESS VACUUM SHREDDER

CATCHER BAG AND SHOULDER STRAP

When in vacuum mode the catcher bag connects to the vacuum tube, rather than over the users shoulder, which makes operation more comfortable. The SHA 56 is also equipped with a padded adjustable shoulder strap to support the machine during use.



AKI
SYSTEM

AK 20



The first cordless vacuum shredder in the STIHL range. Can be used as a practical 2-in-1 machine for vacuuming up leaves and hedge cuttings as well as gathering leaves and debris into piles. Converts easily from vacuum shredder to blower - no tools required. Rotatable handle with variable speed trigger for excellent ergonomics in both operating modes. Additional front handle and padded harness can be used for extra comfort when in use as a vacuum shredder. The collection bag connects to the suction tube and has an asymmetrical design for maximum legroom when working. Backpack collection bag available as an accessory. Round nozzle and adjustable blower tube when used as a blower, a flat nozzle for increased air speed is available as an accessory. For more information on features and technical details, see page 292. **Working time with recommended AK 20 battery is up to 25 minutes.**

SHA 56 excluding battery and charger
Order number **SA02 011 7100**

Recommended set

SHA 56 with AK 20 and AL 101

SHA 56 with 2 × AK 20 and AL 101
Order number **SA02 200 0010**

SHREDDER BLADE

A metal shredder blade on the fan wheel reduces the material volume when in vacuum mode. The shredder blade opening is easy to access, meaning blockages can be cleared quickly should they arise.



ROTATABLE HANDLE

The SHA 56 has an ergonomic rotating handle which makes operation much easier whether you are in blowing mode or vacuum mode. It also has a variable speed control trigger so you can adjust the force during use.



BLOWER MODE

You can easily convert the SHA 56 from vacuum mode to blower mode without the need for tools.

C = Comfort version
E = STIHL ErgoStart

Ⓞ Weight excluding fuel, fully assembled
Ⓜ Weight excluding cable

Ⓞ Weight excluding battery, in suction mode
Ⓜ Explanation of symbols on page 436



DUST-REDUCING COLLECTION BAG

45 l. For particularly dusty jobs. Not for use with the SHA 56.



For SH 56, SH 86, SHA 56 and SHE 71
Order number 4229 708 9701

NEW COLLECTION BAG ATTACHMENT SET

45 litre shoulder-worn collection bag for the SHA 56. Spreads the weight of the collected material over the users shoulder to reduce fatigue. Attachment set consisting of a collection bag, elbow, and adapter. No tools required to fit to the SHA 56.



For SHA 56
Order number SA02 007 1000

CURVED FLAT NOZZLE

Enables work on large surfaces, spreads the air stream parallel to the ground.



For SH 56, SH 86, SHA 56 and SHE 71
Order number 4241 708 6302

GUTTER CLEANING SET

For clearing dirt and leaves. Approx. 3 m long blower.



For SH 56, SH 86 and SHE 71
Order number 4241 007 1003



NEW SERVICE KITS

STIHL's service kits contain everything needed to carry a routine service on the engine of a STIHL blower, vacuum shredder or mistblower. Keeping on top of the maintenance of your tools helps it to maintain optimum performance and the reliability expected of the tool. There is a QR code on the box which can be scanned with a smartphone camera app to take you to how to video's on how to change each component.

Please note, service kit 36 is for BG 86 / SH 86 models produced before 2012 and service kit 37 is for BG 86 / SH 86 models produced after 2013.

Each service kit comes with the following:

- 1 x Air filter
- 1 x Spark plug
- 1 x Fuel filter

Service Kit 36 for SH 56, SH 86[Ⓞ] (SH 86 machine number < 290657469) (Also suitable for BG 56, BG 66, BG 86[Ⓞ] (BG 86 machine number < 290821925))
Order number 4241 007 4100

Service Kit 37 for SH 86[Ⓞ] (machine number > 291051831) (Also suitable for BG 86[Ⓞ] (machine number > 290871694))
Order number 4241 007 4101

Order number		Displacement (cm ³)	Rated voltage (V)	Power consumption (kW)	Weight (kg), including accessories	Sound pressure level [Ⓞ] (dB(A))	Sound power level [Ⓞ] (dB(A))	Vibration level left / right [Ⓞ] (m/s ²)	STIHL engine (2-MIX / 4-MIX [Ⓞ]) / STIHL cordless power system	Air throughput (m ³ /h) in suction mode	Blowing force [Ⓞ] (N)	Max. air speed (m/s) with round nozzle / flat nozzle	Air throughput (m ³ /h) with round nozzle / flat nozzle	Collection bag volume (l)	STIHL anti-vibration system	STIHL ErgoStart	Round nozzle / flat nozzle	Infinitely variable speed control	Manual fuel pump	
PETROL VACUUM SHREDDERS																				
SH 56 C-E	4241 011 0929	27.2	-	-	5.4 [Ⓞ]	94	105	9.1/8.0	2-MIX	710	13	71/-	700/-	45	-	●	●/○	●	●	
SH 86 C-E	4241 011 0933	27.2	-	-	5.8 [Ⓞ]	93	106	2.5/1.9	2-MIX	770	15	76/89	755/620	45	●	●	●/●	●	●	
CORDLESS VACUUM SHREDDERS																				
SHA 56	NEW	in vacuum mode	SA02 011 7100	-	36	-	4.2 [Ⓞ]	83	96	0.8/0.8	AK System	510	-	-	-	40	-	-	●	-
		in blower mode	-	-	-	3.2 [Ⓞ]	81	96	1.1 [Ⓞ] /-	-		8	47/-	560/-	-	-	-	-	●/○	●
SHA 56 with 2 x AK 20 + AL 101	NEW	in vacuum mode	SA02 200 0010	-	36	-	5.4 [Ⓞ]	83	96	0.8/0.8	AK System	510	-	-	-	40	-	-	●	-
		in blower mode	-	-	-	4.4 [Ⓞ]	81	96	1.1 [Ⓞ] /-	-		8	47/-	560/-	-	-	-	-	●/○	●
ELECTRIC VACUUM SHREDDERS																				
SHE 71	4811 011 0828	-	230	1.1	4.1 [Ⓞ]	85	101	1.2/0.8	-	580	9	-/70	-/485	45	-	-	-/●	-	-	

For up to date pricing, please download the STIHL app or visit www.stihl.co.uk


● As standard
○ Retrofittable (accessory)

C = Comfort version
E = STIHL ErgoStart

Ⓞ K-factor according to Dir. 2006 / 42 / EC = 2.0 dB(A)
Ⓞ K-factor according to Dir. 2006 / 42 / EC = 2 m/s²
Ⓞ Combination of air speed and air throughput
Ⓞ Weight excluding fuel, fully assembled

Ⓞ Weight excluding battery
Ⓞ Weight including battery, excluding charger
Ⓞ Weight excluding cable
Ⓞ In boost

Ⓞ BG 86 / SH 86 before 2012
Ⓞ BG 86 / SH 86 after 2013



SWEEPING MACHINE IN DETAIL



TECHNOLOGY

- 01 SEALING AND AIR FILTER**
All round sealing and two foam filters stop even the finest particles escaping.
- 02 STIHL MULTICLEAN SWEEPING SYSTEM**
This system is designed to tackle all kinds of dirt. Cans, plastic bottles, heavy and wet debris? No problem. The STIHL MultiClean PLUS with an extra power sweep takes care of the finest dust. Debris is effectively brushed up in front of the machine so it doesn't get caught underneath.
- 03 LONG-LASTING MATERIALS**
Made of low-wear nylon, the bristles come with our four-year STIHL durability warranty.

CONVENIENCE

- 04 PRACTICAL WASTE CONTAINER**
The tall, roomy container carries an impressive amount of debris, yet takes up little space. You can even store the tool upright on the container to save space - and no dirt will drop out either.
- 05 CENTRAL HEIGHT ADJUSTMENT AND BRISTLE HOLD-DOWN CLAMP**
Thanks to the central height adjustment, this sweeping machine can handle many different surfaces. The lateral brushes and bristle hold-down clamp means that even areas along walls or kerbs are easy to clean.
- 06 LONG-LIFE TRANSMISSION AND ERGONOMIC PUSH BAR**
Its low weight, long-running gear mechanism with superb power transmission as well as an ergonomically designed push bar make this sweeping machine easy to push.

Please note that not all products include the features presented here. Only the most important features are described on this page. For further explanations and information, see from page 436 or online at stihl.co.uk.

SWEEPING MACHINE

- For home and professional users
- For cleaning paths, car parks and driveways
- Sweeps coarse, fine, heavy and wet debris
- With the efficient STIHL MultiClean Plus sweeping system

For up to date pricing, please download the STIHL app or visit www.stihl.co.uk



KGA 770
36 V • Container capacity 50 l • Sweep width 77 cm • 16.0 kg

Cordless sweeping machine for large areas both indoors and outdoors. STIHL MultiClean PLUS sweeping system, 8-fold central height adjustment, lateral guide roller, transport handle, stores upright to save space, ergonomically shaped 2-fold height-adjustable push bar. Easy and effortless to push due to the cordless operation of the circular brushes and power sweep. This enables thorough cleaning of edges and corners, even when the machine is stationary. The low-wear nylon bristles come with a four-year STIHL durability warranty. For more information on features and technical details, see table below. **Working time with recommended AP 100 battery is up to 84 minutes.**

KGA 770 excluding battery and charger
Order number **4860 011 4703**

Recommended set
KGA 770 with AP 100 and AL 101

Order number	Container capacity (l)	Sweep width (cm)	Rated voltage (V)	Weight ^① (kg)	Sound pressure level ^② (dB(A))	Sound power level ^③ (dB(A))
KGA 770	50	77	36	16.0	64	80

CORDLESS SWEEPING MACHINE						
KGA 770	4860 011 4703	50	77	36	16.0	64 80

For areas up to ... (m ²)	2,000	MultiClean PLUS	•	•	•	•	•/•	•/•	•/•/•/•
Sweeping concept	• • • • • • • • • •								
Central height adjustment	• • • • • • • • • •								
Protective cover for the long-life transmission	• • • • • • • • • •								
All-around sealing + air filter	• • • • • • • • • •								
Bristle hold-down clamp	• • • • • • • • • •								
Ergonomically designed push bar	• • • • • • • • • •								
Battery operation (for circular brushes / power sweep)	• • • • • • • • • •								
Indoor areas: Interlocking paving stones / sealed floors	• • • • • • • • • •								
Outside areas: Asphalt / exposed aggregate concrete / interlocking paving stones / cobblestones	• • • • • • • • • •								

For up to date pricing, please download the STIHL app or visit www.stihl.co.uk

① Weight excluding battery
② K factor according to Dir. 2006 / 42 / EC = 2.0 dB(A)
③ Explanation of symbols on page 436



PRESSURE WASHERS IN DETAIL



08 EASY TO TRANSPORT

05 PRACTICAL STORAGE

04 HARD-WEARING AND STURDY

03 POWERFUL DRIVE

02 INCREASED SERVICE LIFE

01 ADAPTED TO THE CLEANING TASK AT HAND

07 EASY TO HANDLE

06 PERFECTLY DOSED

09 NEATLY STORED AWAY

TECHNOLOGY

- 01 PRESSURE / QUANTITY CONTROL AND PRESSURE GAUGE**
The working pressure and water quantity can be adapted to the cleaning task at hand on an infinitely variable basis. The pressure gauge on the device shows the set pressure in each case.
- 02 BRASS PUMP WITH CERAMIC PISTONS**
The ceramic-coated pistons make the pump very robust and ensure a long service life.
- 03 BRUSHLESS INDUCTION MOTOR**
STIHL pressure washers boast particularly robust and durable brushless induction motors.
- 04 STEEL-REINFORCED HIGH-PRESSURE HOSE**
The high-pressure hose reinforced with steel mesh is highly robust and suitable for use under very demanding conditions.

CONVENIENCE

- 05 INTEGRATED HOSE REEL**
PLUS models feature a hose reel to store the high-pressure hose in an extremely easy and practical way. The hose guide (wind-up assistance) makes winding the hose up a breeze - it can even be done with one hand!
- 06 INTEGRATED CLEANING AGENT TANK WITH DOSING CONTROL**
These power tools feature an integrated 2-litre tank for cleaning agents. The dosing of the relevant cleaning agent can be adjusted using the dosage regulator.
- 07 PROFESSIONAL SPRAY LANCE**
This easy-to-use professional spray lance requires reduced trigger force so you can work more comfortably, for longer. The unique design also helps make life a little easier by absorbing recoil from the water jet more effectively. And the quick-release coupling makes switching the spray lance and accessories a breeze.
- 08 EXTENDABLE HANDLE**
The high-quality telescopic handle on the back of the pressure washer enables convenient transport and space-saving storage.
- 09 INTEGRATED NOZZLE STORAGE COMPARTMENT**
The nozzles can be stored safely in the practical storage compartment.

Please note that not all products include the features presented here. Only the most important features are described on this page. For further explanations and information, see from page 436 or online at stihl.co.uk.



PRESSURE WASHERS

- For cleaning jobs around the home, garden and car cleaning[Ⓢ]
- For cleaning garden furniture, stairwells, walkways and terraces
- Compact, convenient, powerful entry-level tools
- With clever details and high-quality features

£ For up to date pricing, please download the STIHL app or visit www.stihl.co.uk



NEW RE 80

Max. 120 bar • max. 430 l/h • 7.0 kg

Lightweight, compact entry-level pressure washer with hard-wearing aluminium pump head, rotary nozzle, adjustable fan jet nozzle, cleaning agent spray set. Space-saving, secure accessory storage directly on the pressure washer. Quick-release coupling for easy connection of 5 m high-pressure hose to pressure washer and lance.

Order number **RE02 011 4537**



NEW RE 90

Max. 130 bar • max. 440 l/h • 8.0 kg

Lightweight, compact pressure washer with hard-wearing aluminium pump head, rotary nozzle, adjustable fan jet nozzle, cleaning agent spray set. Park position for resting the lance during breaks and space-saving, secure storage of accessories directly on the unit. Quick-release coupling for easy connection of 6 m high-pressure hose to pressure washer and lance.

Order number **RE02 011 4541**

£ For up to date pricing, please download the STIHL app or visit www.stihl.co.uk



THE NEW RE 80 PRESSURE WASHER:



EASY TO USE

Thanks to the quick release coupling, the high-pressure hose is easy to connect to the pressure washer and lance.



PRACTICAL STORAGE

Rotary nozzle, fan jet nozzle and cleaning agent spray set come as standard accessories and can be stored directly on the unit.

EASY TO CLEAN

The cleaning agent spray set can be attached to the spray lance so you can add the cleaning agent directly to the water spray.

ONLY WHILE STOCKS LAST! RE 100

Max. 120 bar • max. 440 l/h • 16.5 kg

Durable pressure washer with extensive features for cleaning cars and around the home and garden. Aluminium pump head, quiet induction motor, cleaning agent spray set with spray bottle, rotary nozzle, adjustable fan jet nozzle with pressure regulation, anti-twist quick-release coupling on the lance, 6 m high-pressure hose, transport handle.

Order number **4950 012 4502**

Ⓢ Please observe local regulations regarding the permissibility of vehicle cleaning



NEW
AVAILABLE FROM SPRING 2022

RE 100 PLUS CONTROL PRESSURE WASHER

Max. 150 bar • max. 450 l/h • 9.0 kg



Lightweight, compact pressure washer with innovative comfort features. Built-in function on the spray lance (CONTROL) to adjust pressure at the touch of a button and LED pressure indicator directly on the lance. Hose reel (PLUS), for easy handling and storage of the 6 m high-pressure hose. 3-in-1 hose with integrated rotary nozzle, fan jet nozzle and cleaning agent nozzle. Compact, secure accessory storage directly on the pressure washer.

Order number **RE02 011 4531**

RE 100 PLUS CONTROL

PRESSURE REGULATION AND PRESSURE INDICATOR

After successfully connecting the spray lance to the pressure washer, three different pressure levels can be selected directly on the lance. The user can view the pressure level currently selected on the LED display.



PRESSURE INDICATOR
The LED display allows the user to view the pressure level that is currently selected.

PRESSURE ADJUSTMENT
Select from three different pressure levels at the touch of a button.

INITIALISATION AND CONNECTION SET-UP
After successfully connecting the radio unit and the pressure washer, the desired pressure level can be selected directly on the lance.

3-IN-1 NOZZLE

Switch between fan jet nozzle, rotary nozzle and cleaning agent jet by turning the nozzle as you work.



FAN JET NOZZLE
The standard nozzle for cleaning normal dirt on various surfaces.

ROTARY NOZZLE
For removing stubborn dirt from robust surfaces.

CLEANING AGENT NOZZLE
Combines water with cleaning agent from the cleaning agent tank and sprays the mixture directly from the spray lance.

ONLY WHILE STOCKS LAST!

RE 110

Max. 120 bar • max. 430 l/h • 17.6 kg



Sturdy pressure washer with brushless induction motor and high-quality aluminium pump. Compact design with extendible aluminium telescopic handle. Folding side storage compartment with integrated nozzle and power cable compartment. With rotary nozzle, adjustable fan jet nozzle and cleaning agent spray set. 7 m high-pressure hose with quick-release coupling for connecting to the unit and the lance.

Order number **4950 012 4522**

NEW

RE 110 PLUS

Max. 150 bar • max. 430 l/h • 20.3 kg



Sturdy pressure washer with brushless induction motor, high-quality aluminium pump and outstanding comfort features. Compact design with extendible aluminium telescopic handle. Folding side storage compartment with integrated nozzle and power cable compartment. With rotary nozzle, adjustable fan jet nozzle and cleaning agent spray set. 8 m high-pressure hose with quick-release coupling. With hose reel (PLUS) for particularly easy handling and storage of the high-pressure hose.

Order number **4950 011 4535**

ONLY WHILE STOCKS LAST!

RE 120

Max. 160 bar • 480 l/h • 20.0 kg



Powerful pressure washer with brushless induction motor and high-quality aluminium pump. Compact design with extendible aluminium telescopic handle. Folding side storage compartment with integrated nozzle and power cable compartment. Comfortable, easy-to-use with soft handle and particularly long spray lance. With rotary nozzle, adjustable fan jet nozzle and cleaning agent spray set. 8 m high-pressure hose with quick-release coupling for connecting to the unit and the lance.

Order number **4950 012 4542**

NEW

RE 120 PLUS

Max. 160 bar • max. 480 l/h • 21.2 kg



Powerful pressure washer with brushless induction motor, high-quality aluminium pump and outstanding comfort features. Compact design with extendible aluminium telescopic handle. Folding side storage compartment with integrated nozzle and power cable compartment. Comfortable, easy-to-use with soft handle and particularly long spray lance. With rotary nozzle, adjustable fan jet nozzle and cleaning agent spray set. 9 m high-pressure hose with quick-release coupling. With hose reel (PLUS) for particularly easy handling and storage of the high-pressure hose.

Order number **4950 011 4552**





NEW RE 130 PLUS

Max. 170 bar • max. 500 l/h • 22.1 kg

Powerful, sturdy pressure washer with extensive range of features. Brushless induction motor, high-quality aluminium pump and steel-reinforced high-pressure hose. Compact design with extendable aluminium telescopic handle. Folding side storage compartment with integrated nozzle and power cable compartment. Comfortable, easy-to-use with soft handle and particularly long spray lance. With rotary nozzle, adjustable fan jet nozzle and cleaning agent spray set. Hard-wearing, steel-reinforced 9 m high-pressure hose with quick-release coupling. With hose reel (PLUS) and robust aluminium hose guide for particularly easy handling and storage of the high-pressure hose.

Order number **4950 011 4562**



NEW RE 140 PLUS

Max. 180 bar • max. 510 l/h • 22.7 kg

Powerful, robust pressure washer with extensive comfort features. Brushless induction motor, high-quality aluminium pump and steel-reinforced high-pressure hose. Compact design with extendable aluminium telescopic handle. Folding side storage compartment with integrated nozzle and power cable compartment. Comfortable, easy-to-use with soft handle and particularly long spray lance. With rotary nozzle, adjustable fan jet nozzle and cleaning agent spray set. Hard-wearing, steel-reinforced 10 m high-pressure hose with quick-release coupling. With hose reel (PLUS) and robust aluminium hose guide for particularly easy handling and storage of the high-pressure hose.

Order number **4950 011 4582**



PAGE 306

FLAT TEXTILE HOSE WITH HOLDER

WATER SUPPLY AND A PRACTICAL STORAGE SOLUTION IN ONE

To supply your pressure washer with water, STIHL offers a flat textile hose which is provided on a practical holder for convenient reeling and unreeling. When used with a hose attachment, the hose holder can be stored directly on the pressure washer, which makes sure the flat textile hose is always stored securely and compactly.

Flat textile hose with holder: **4910 500 8600**
NEW hose attachment for RE 110 PLUS / RE 120 PLUS / RE 130 PLUS / RE 140 PLUS: **4950 790 5400**
NEW hose attachment for RE 150 PLUS: **RE01 790 5400**



YOUR CHALLENGES - OUR SOLUTIONS

Whether you're cleaning dirty garden furniture, steps, paths or terraces, STIHL has the solution for you. That's because we not only offer a wide range of pressure washers, but also provide an extensive selection of accessories and cleaning agents that are perfectly tailored to our power tools. Our cleaning agents are developed and produced exclusively in cooperation with SONAX. Are you planning to clean your terrace or garden furniture but unsure what you need to consider? You'll find helpful tips and information about exterior cleaning on our website stihl.co.uk.



PRESSURE WASHERS

- For commercial use and tough domestic cleaning
- For use in various locations such as in garages[Ⓞ] and workshops
- Operating pressure of up to 180 bar for removing even the toughest dirt and grime

£ For up to date pricing, please download the STIHL app or visit www.stihl.co.uk



RE 150 PLUS

Max. 180 bar • max. 612 l/h • 31.0 kg

Extremely powerful, durable pressure cleaner PLUS exceptional comfort. Hose reel featuring a hose guide, folding crank and 12 m steel-reinforced high-pressure hose, high-pressure pump made from brass, pressure / flow control using a pressure gauge, integrated tank with dosing control for cleaning agent, adjustable fan jet nozzle, rotary nozzle made from wear-resistant ceramic, anti-drill quick-release coupling on the lance, storage compartment for the nozzle.

Order number **RE01 011 4504**



INTEGRATED HOSE REEL

All STIHL pressure washers with PLUS in their name have an integrated hose reel for easy handling and storage of the hose.

£ For up to date pricing, please download the STIHL app or visit www.stihl.co.uk

Ⓞ Please observe local regulations regarding the permissibility of vehicle cleaning

ACCESSORIES FOR PRESSURE WASHERS

- For extending the range of possible applications
- Versatile solutions to make your work easier
- Accessories for special cleaning applications

£ For up to date pricing, please download the STIHL app or visit www.stihl.co.uk



WASH BRUSH

Approx. 285 mm wide. For cleaning delicate surfaces. With integrated rubber lip for removing water residue.



For RE 80 - RE 150 PLUS
Order number **4910 500 6000**

VEHICLE CLEANING SET

Consisting of a wash brush, a vehicle nozzle and a 90° angled nozzle.



For RE 90 - RE 130 PLUS, with click coupling (for pre-2022 models)
Order number **4910 500 6100**

NEW For RE 80 - RE 150 PLUS, with bayonet coupling (for models produced from 2022)
Order number **4910 500 6101**

SURFACE CLEANERS

RA 90

Ø 255 mm.

For quick, splash-free cleaning of medium-sized areas. With pressure adjustment, click and bayonet coupling.



For RE 80 - RE 150 PLUS
Order number **4910 500 3902**

RA 110

Ø 310 mm.

For quick, splash-free cleaning of larger surfaces. With pressure adjustment.



For RE 80 - RE 150 PLUS
Order number **4910 500 3901**



ROTATING WASH BRUSH

For effective cleaning of sensitive surfaces, with rotating inner brush and adjustable working angle.



Ø 155 mm
For RE 80 - RE 150 PLUS
Order number 4910 500 5900

FLAT TEXTILE HOSE WITH HOLDER

Low-pressure hose including holder, can be easily rolled and unrolled, enabling space-saving storage. Can be stored directly on the unit. Maximum water inlet temperature: 20°C. The hose attachment is required to attach the holder to the pressure washer.



Length 12 m
For RE 110 - RE 150 PLUS
Order number 4910 500 8600

**NEW - AVAILABLE FROM SPRING 2022
HOSE ATTACHMENT**

When used in combination with the hose attachment the flat textile hose with holder can be stored directly on the cleaner. Further information available on page 302.



For RE 110 PLUS - RE 140 PLUS
Order number 4950 790 5400

For RE 150 PLUS
Order number RE01 790 5400

**HIGH-PRESSURE
HOSE EXTENSIONS[Ⓢ]**

For more range.
With quick-release coupling.



Length 7 m, textile mesh for RE 80 - RE 130 PLUS
Order number 4910 500 0801

Length 9 m, steel-reinforced for RE 80 - RE 150 PLUS
Order number 4910 500 0802

Length 20 m, steel-reinforced for RE 150 PLUS
Order number 4910 500 0803

SPRAY LANCE LONG, ANGLED

Sturdy, angled spray lance for cleaning difficult-to-access spots.

Length 108 cm
For RE 80 - RE 150 PLUS
Order number 4910 500 1900

**SPRAY LANCE
EXTENSION**

For extending the spray lance.

Length 430 mm
For RE 80 - RE 150 PLUS
Order number 4910 500 0900

**BACKFLOW PREVENTER
INCLUDING 3/4" COUPLINGS[Ⓢ]**

Prevents water flowing back out of the pressure washer into the drinking water supply.

For RE 80 - RE 150 PLUS
Order number 4900 500 5700

FOAM NOZZLE

Powerful cleaning effect due to foam that sticks to the surface for a long time to help lift the dirt. Spray jet that can be adjusted vertically or horizontally, adjustable spray angle, dosage button for cleaning agent concentration, 1 litre bottle with large filler opening.

For RE 80 - RE 140 PLUS
Order number 4910 500 9600

For RE 150 PLUS
Order number 4910 500 9601

SUCTION SET

For low-pressure water supply from rain water tanks and cisterns. It is recommended that a water filter is fitted.

Length 3 m
For RE 80 - RE 150 PLUS
Order number 4910 500 0500

WET SANDBLASTING DEVICE

For wet sandblasting of brickwork and metal parts. Best results with the STIHL blasting granulate SB 90.



Length 4 m
For RE 80 - RE 150 PLUS
Order number 4910 500 1800

PIPE CLEANING SET

Suitable for smaller diameter pipes. With nozzle.



Length 15 m
For RE 80 - RE 150 PLUS
Order number 4910 500 8000

WATER FILTER

Protects the pump against dirt from the water supply. 3/4" connection.



For RE 80 - RE 150 PLUS
Order number 4910 500 5400



CLEANING AGENTS FOR PRESSURE WASHERS

- Designed specifically for use with STIHL pressure washers
- The right cleaning agent for every job
- Blasting granulate for the toughest dirt and grime

For up to date pricing, please download the STIHL app or visit www.stihl.co.uk



VEHICLE SHAMPOO & WAX

For removing typical road dirt such as salt, dust and insects from all kinds of vehicles. Foaming, high-quality wax ingredients, long-lasting shiny finish.

CC 100, 1l
Order number 0782 516 9300



UNIVERSAL CLEANER

For safe removal of the widest variety of dirt on hard surfaces around the house and garden. Suitable for painted surfaces, metal, stone, synthetic and glass surfaces.

CU 100, 1l
Order number 0782 516 9100



PROFI UNIVERSAL CLEANER

For professional use on all hard surfaces, but not textiles. Removes a huge range of dirt deposits, such as oil and grease, grime, dust, and insect dirt.

CP 200, 10 l
Order number 0782 516 9201



STONE & FACADE CLEANER

For hard stone, facades, concrete, wood and tile surfaces. Reliably dissolves tough green growth, emissions accumulation, grime and dust.

CS 100, 5 l
Order number 0782 516 9500



For up to date pricing, please download the STIHL app or visit www.stihl.co.uk



WHEEL CLEANER

For effortless removal of strongly adhered dirt. For all light metal and steel rims.

CR 100, 500 ml
Order number 0782 516 9400



BLASTING GRANULATE

For wet sandblasting of tough surfaces like masonry and metal. Removes rust or old paintwork, silicone-free, for all STIHL wet sandblasting machines.


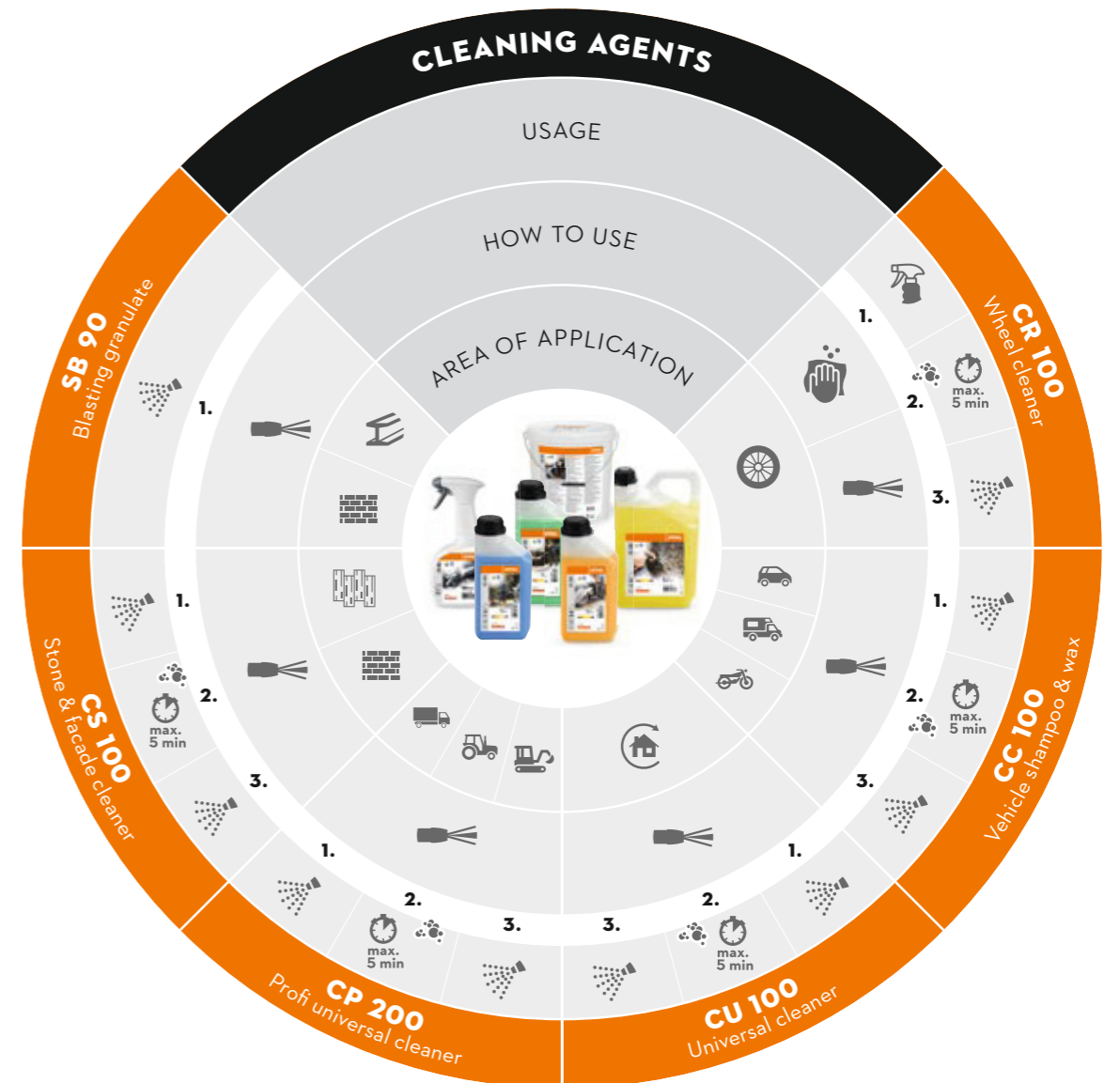
SB 90 bucket, 25 kg
Order number 0797 010 2052



SG 11 PLUS

Hand sprayer with adjustable nozzle for distributing cleaning agents and solvents, for example CP 200 Superclean or Varioclean. Filling volume 1.5 l, maximum pressure 3 bar, EPDM seals for cleaning agents and solvents in the 7 - 14 pH range. The pump is fitted with a special protective element that ensures a long service life.

Order number 4255 019 4912





Order number		Operating pressure (bar)	Max. pressure [Ⓞ] (bar)	Min. water throughput (l/h)	Max. water throughput (l/h)	Max. water supply temperature (°C)	Weight, ready for operation (kg)	Power consumption (kW)	Sound pressure level [Ⓞ] (dB(A))	Sound power level [Ⓞ] (dB(A))	Vibration level [Ⓞ] (m/s ²)	Power cable length (m)	Mains voltage (V / phases / Hz)	Speed (rpm)	Cleaning agent spray set / cleaning agent tank / external cleaning agent injector	Transparent detergent tank (l)	Detergent measuring system	High-pressure hose (length in m)	Steel-reinforced high-pressure hose	Comfort high-pressure lance with rotating spray lance and soft handle	Aluminium pump head / brass pump head / ceramic pistons	Pressure / flow control on the tool / trigger	Pressure gauge	Aluminium telescopic handle	Transport handle	Folding hood for nozzle storage	Quick-release coupling for high-pressure hose	Integrated high-pressure hose reel	Anti-twist coupling on the lance	Rotary nozzle	
PRESSURE WASHERS[Ⓞ]																															
RE 80	NEW	RE02 011 4537	10-90	120	330	430	40	7.0	1.7	75.0	89.0	≤ 2.5	5	230/1-/50	20,000	●/-/-	0.5	-	5	-	●/-/-	-/-	-	-	-	-	●	-	●	●	
RE 90	NEW	RE02 011 4541	10-100	130	350	440	40	8.0	2.1	76.0	90.0	≤ 2.5	5	230/1-/50	21,000	●/-/-	0.5	-	6	-	●/-/-	-/-	-	-	-	-	●	-	●	●	
RE 100	!	4950 012 4502	10-110	120	380	440	40	16.5	1.7	67.0	81.0	≤ 2.5	5	230/1-/50	2,850	●/-/-	0.5	-	6	-	●/-/-	-/-	-	-	-	-	-	-	●	●	
RE 100 PLUS CONTROL	NEW[Ⓞ]	RE02 011 4531	10-110	150	350	450	40	9.0	2.1	76.0	89.0	≤ 2.5	5	230/1-/50	20,000	-/●/-	0.5	-	6	-	●/-/-	-/●	-	-	-	-	●	●	●	●	
RE 110	!	4950 012 4522	10-110	150	380	430	40	17.6	1.7	73.0	85.0	≤ 2.5	5	230/1-/50	2,850	●/-/-	0.5	-	7	-	●/-/-	-/-	-	●	●	●	●	●	-	●	●
RE 110 PLUS	NEW	4950 011 4535	10-110	150	380	430	40	20.3	1.7	73.0	85.0	≤ 2.5	5	230/1-/50	2,850	●/-/-	0.5	-	8	-	●/-/-	-/-	-	●	●	●	●	●	●	●	●
RE 120	!	4950 012 4542	10-125	160	400	480	40	20.0	2.1	74.0	86.0	≤ 2.2	5	230/1-/50	2,850	●/-/-	0.5	-	8	-	●/-/-	-/-	-	●	●	●	●	●	-	●	●
RE 120 PLUS	NEW	4950 011 4552	10-125	160	400	480	40	21.2	2.1	74.0	86.0	≤ 2.2	5	230/1-/50	2,850	●/-/-	0.5	-	9	-	●/-/-	-/-	-	●	●	●	●	●	●	●	●
RE 130 PLUS	NEW	4950 011 4562	10-135	170	420	500	40	22.1	2.3	74.0	86.0	≤ 2.2	5	230/1-/50	2,850	●/-/-	0.5	-	9	●	●	●/-/-	-/-	-	●	●	●	●	●	●	●
RE 140 PLUS	NEW	4950 011 4582	10-145	180	430	510	40	22.7	2.5	74.0	86.0	≤ 2.5	5	230/1-/50	2,850	●/-/-	0.5	-	10	●	●	●/-/-	-/-	-	●	●	●	●	●	●	●
RE 150 PLUS		RE01 011 4504	10-140	180	540	612	60	31.0	2.9	71.0	85.0	≤ 2.5	5	230/1-/50	2,850	-/●/●	2	●	12	●	●	-/●/-	●/-	●	●	●	●	●	●	●	●

For up to date pricing, please download the STIHL app or visit www.stihl.co.uk

● As standard
○ Retrofittable (accessory)

! Only while stocks last!

Ⓞ Max. permissible system pressure
Ⓞ K-factor according to Dir. 2006/42/EC = 2.0 dB(A)

Ⓞ K-factor according to Dir. 2006/42/EC = 1,5 m/s² (RE 90), 2,0 m/s² (from RE 100), with fan jet nozzle
Ⓞ Please comply with local waste water regulations when using STIHL pressure washers
Ⓞ Available from Spring 2022

WET AND DRY VACUUM CLEANERS IN DETAIL



TECHNOLOGY

01 DELAYED SHUTDOWN

With the automatic switch-on function, the vacuum continues to run for a short time after shutdown, so that residual dirt is vacuumed up and the hose is completely emptied.

02 MULTIPLE FILTER SYSTEM

Thanks to the multiple filter system, both coarse and fine dust is effectively filtered. The filter element is washable, hygienic, economical and eco-friendly.

CONVENIENCE

03 INTEGRATED ACCESSORIES BOX

With vacuum hose and power cable holder. For easy storage of accessories on the machine.

04 FILTER CLEANING

Optimum performance at all times through simple and quick cleaning of the filter element.

Please note that not all products include the features presented here. Only the most important features are described on this page. For further explanations and information, see from page 436 or online at stihl.co.uk.

WET AND DRY VACUUM CLEANERS

- Cordless hand vacuum for cleaning small, dry surfaces in the living area, in the garage and in the car
- Wet and dry vacuum for use in and around the house and for professional use in workshops, cleaning services and industrial settings
- Comprehensive range of high-quality accessories

£ For up to date pricing, please download the STIHL app or visit www.stihl.co.uk



NEW SEA 20

10.8 V · 1.1 kg^①

Practical cordless hand vacuum for vacuuming and cleaning smaller dry areas in the garage, workshop or car. With removable collection container for easy emptying and cleaning. Crevice nozzle and universal nozzle with removable bristle attachment for a range of applications. The locking solution enables continuous operation without needing to keep the control lever pressed down. The two-level filter system allows for effective air filtration while maintaining air flow. The charge level of the AS 2 battery can be viewed on the LED display at the press of a button. For more information on features and technical details, see page 316. **Working time with AS 2 battery is up to 14 minutes.**

Included in the set:

- 1 × AS 2 Lithium-Ion battery, 28 Wh, 10.8 V
- 1 × AL 1 standard charger
- 1 × crevice nozzle
- 1 × universal nozzle with removable bristle attachment
- 1 × extension tube
- 1 × vacuum hose
- 1 × bag

Set SEA 20 with AS 2 and AL 1
Order number **SA03 011 7320**



PAGE **315**

ACCESSORIES: PAPER FILTER FOR SEA 20

The paper filter of the SEA 20 is easy to clean by simply tapping it out - which also means it can be used for longer. It is however recommended that you fully replace the filter from time to time to ensure that the cordless hand vacuum remains both effective and reliable.

£ For up to date pricing, please download the STIHL app or visit www.stihl.co.uk

① Weight excluding battery and nozzles
② Explanation of symbols on page 436



**SE 33**

1.4 kW • 210 mbar • 3,600 l/min

For cleaning dry and wet areas at home, in the workshop and for car cleaning. Versatile use due to an extensive range of accessories: Switchable floor nozzle for flexible changeover between wet and dry vacuuming, blower function by moving the suction tube onto the exhaust port, ergonomic two-part suction tube. Ideal storage of accessories directly on the power tool, crevice nozzle, floor nozzle, 2 m vacuum hose.

Order number **SE01 012 4403****SE 62**

1.4 kW • 210 mbar • 3,600 l/min

For clearing up dust, dirt and liquids, indoors and outdoors. Wet and dry vacuuming options, blower function activated by moving the suction tube to the exhaust port, multiple filter system, filter cleaning, switchable floor nozzle, universal nozzle, crevice nozzle.

Order number **4784 012 4402**

£ For up to date pricing, please download the STIHL app or visit www.stihl.co.uk

ACCESSORIES FOR WET AND DRY VACUUM CLEANERS

- Extensions for a whole range of different applications
- Nozzles for different applications
- Extension tubes and adapters
- Vacuum hoses



For up to date pricing, please download the STIHL app or visit www.stihl.co.uk



NEW – AVAILABLE FROM SPRING 2022

SET OF MINI NOZZLES

Accessory set for the SEA 20 cordless hand vacuum, each consisting of three combinable extension tubes and nozzles. For cleaning particularly tight or difficult-to-access spots such as gaps between radiator bars.

**Included in the set:**

- 3 × extension tube variations
- 3 × nozzle variations
- 1 × storage bag

For SEA 20

Order number **SA03 007 1000****FILTER BAGS**

5-piece pack. Made from paper.

For SE 33

Order number **SE01 500 9000**

5-piece pack. Made from strong, tear-resistant fleece.

For SE 62

Order number **4901 500 9004****FILTER ELEMENTS**

For upgrade or replacement.

NEW Paper filter for SEA 20Order number **SA03 080 1900**

PET filter for SE 33

Order number **SE01 703 5900**

Strong paper for SE 62

Order number **4709 703 5900**

Durable, washable PET liner, ideal for wet vacuum operation for SE 62

Order number **4742 703 5900**

For regular or extended periods of wet vacuum operation. Stainless steel, for SE 62

Order number **4901 501 0900**

£ For up to date pricing, please download the STIHL app or visit www.stihl.co.uk



© Available from Spring 2022

CREVICE NOZZLE

(Connection Ø 36 mm)

Plastic nozzle, for cleaning hard-to-reach areas.

Length 300 mm

For SE 33 - SE 62

Order number **4901 502 2200****RADIATOR SUCTION NOZZLE**

(Connection Ø 36 mm)

For cleaning radiators and blinds. Crevice nozzle with special brush insert.

For SE 33 - SE 62

Order number **4901 500 2610****DUSTING BRUSH**

(Connection Ø 36 mm)

For computer keyboards. Can be rotated, with nylon bristles.

Width 70 mm

For SE 33 - SE 62

Order number **4901 502 2900****UNIVERSAL SUCTION NOZZLE**

(Connection Ø 36 mm)

Plastic nozzle, with lint brush e.g. for car seats.

Width 115 mm

For SE 33 - SE 62

Order number **4901 502 2300****ANGLED RUBBER NOZZLE**

(Connection Ø 36 mm)

For vacuuming delicate surfaces.

Length 185 mm

For SE 33 - SE 62

Order number **4901 502 2400****BRUSH NOZZLE**

(Connection Ø 36 mm)

For cleaning delicate objects e.g. upholstered furniture.

Length 230 mm

For SE 33 - SE 62

Order number **4901 502 2600**

WET VACUUMING NOZZLE

(Connection Ø 36 mm)

For wet vacuuming.



Width 300 mm
For SE 33 - SE 62
Order number 4901 500 7200

CREVICE NOZZLE

(Connection Ø 36 mm)

Metal nozzle, for cleaning boilers or ovens.



Length 920 mm
For SE 33 - SE 62
Order number 4901 502 2201

NOZZLE FOR FLOOR CLEANING

(Connection Ø 36 mm)

Universal floor nozzle for wet and dry vacuuming. Height-adjustable.



Width 400 mm
For SE 33 - SE 62
Order number 4901 500 2705

COMBINATION FLOOR NOZZLE

(Connection Ø 36 mm)

With foot-operated switch for smooth surfaces and carpets.



Width 280 mm
For SE 33 - SE 62
Order number 4901 500 2503

ALUMINIUM FLOOR NOZZLE

(Connection Ø 36 mm)

For dry vacuuming. Removable brush insert.



Width 330 mm
For SE 33 - SE 62
Order number 4901 500 2700

LARGE-AREA FLOOR NOZZLE

(Connection Ø 36 mm)

For large areas. Aluminium, adjustable height, with replaceable insert.



Width 450 mm
With brush insert for SE 62
Order number 4901 500 2710

Width 450 mm
With rubber lip element for wet vacuuming for SE 62
Order number 4901 500 2711

VACUUM HOSE



Ø 32 mm x 3.5 m, for SE 33 - SE 62^①
Order number 4901 500 0518



CERTIFIED WET AND DRY VACUUM CLEANERS

Wet and dry vacuum cleaners are essential for cleanliness in the construction business and workshops. Dust extraction class M.

EXTENSION TUBES



Telescopic. Plastic, for SE 62
Order number 4901 503 1602



1 unit in 500 mm length. Stainless steel, for SE 33 - SE 62
Order number 4786 503 1600



2 units in 500 mm length. Aluminium, for SE 33 - SE 62
Order number 4901 503 1610



PROFESSIONAL TIP

If you want to get rid of the waste when and where it is generated, it is best to use our adapters for electric power tools. This allows you to connect the vacuum hose of your wet and dry vacuum cleaner directly to tools such as the jigsaw, sander, or planer, provided they offer a vacuum connection.



Order number

Max. power consumption P_{max} (kW)

Max. vacuum (mbar)

Volume flow (l/min)

Weight (kg)

Sound pressure level^② (dB(A))

Mains voltage (V / phases / Hz)

Rated voltage (V)

Container volume (l)

Suction hose length (m)

Internal hose diameter (mm)

Wet / dry vacuuming options

Multiple filter system

Filter cleaning, automatic / manual

Pre-filter / paper / fleece filter element

Collection container

Paper / fleece filter bag

Handle with quick-release coupling

Plastic / stainless steel vacuum attachment

Switchable floor nozzle

Universal nozzle, crevice nozzle

CORDLESS HAND VACUUM

Set SEA 20 with AS 2 + AL 1	NEW ^③	SA03 011 7320	-	80	1,026	1.3 ^①	-	-	10.8	0.8	0.5 - 1.5	29	-	•	-	•/•/-	•	•/-	-	•/-	-	•/•
---------------------------------------	-------------------------	---------------	---	----	-------	------------------	---	---	------	-----	-----------	----	---	---	---	-------	---	-----	---	-----	---	-----

WET AND DRY VACUUM CLEANERS

SE 33	SE01 012 4403	1.4	210	3,600	5.4 ^②	73.0	220 - 240 / 1 - / 50 / 60	-	12	2.0	37	•	-	- / -	- / - / •	-	• / -	-	• / -	•	- / •
SE 62	4784 012 4402	1.4	210	3,600	7.5 ^②	70.9	220 - 240 / 1 - / 50 / 60	-	20	2.5	32	•	•	- / •	- / • / -	-	- / •	•	• / -	•	• / •

£ For up to date pricing, please download the STIHL app or visit www.stihl.co.uk

• As standard

① Vacuum hose included with SE 62 as standard
② K-factor according to Dir. 2006 / 42 / EC = 2.0 dB(A)
③ Weight including battery and nozzles, excluding charger

④ Weight, ready for operation
⑤ Available from Spring 2022



REDUCE GARDEN WASTE WITH EASE.

Find the perfect garden shredder for you

321

Garden shredders and accessories

322



2022 PRICING

For up to date pricing, download the STIHL app from Google Play or the App Store or visit www.stihl.co.uk



GARDEN SHREDDERS IN DETAIL



TECHNOLOGY

01 TWIN-CHAMBER SYSTEM

Two individual feed openings enable both harder branch material and mixed, softer shredding material to be processed. Each chamber is equipped with special blades to handle the material fed in.

REVERSAL MECHANISM

The rotational direction of the shredding blades can be changed via the rotary switch. In the clockwise direction, hard material such as branches are shredded, while in the anti-clockwise direction, tearing blades transform soft plant trimmings into compost. This effectively helps to protect the blades.

02 BLADE CONSTRUCTION

Provides optimum material shredding with low vibration. Additional wing blades and ripping blades further enhance the shredding process.

CONVENIENCE

03 SOUND-PROOFED FEED CHUTE

The sound-proofed feed chute minimises the working noise during shredding.

04 ONE-CLICK/ONE-TURN SAFETY SWITCH

Both the ON button and the safety switch are integrated directly into the chute locking screw. A single turn stops the motor immediately.

05 CLOVERLEAF OPENING

The cloverleaf opening in the chute makes feeding branches quick and easy. Soft material can be inserted through the wider opening.



FIND THE PERFECT GARDEN SHREDDER FOR YOU

When choosing an appropriate garden shredder, the first step is to decide whether you would like a petrol-driven or electric shredder. In addition, factors such as the work volume, properties of the material to be shredded (soft/hard), and the maximum branch thickness to be shredded must be taken into account.

If large quantities of shreddable material are to be processed, a **petrol shredder** is the right choice for you. Wherever you need to use them, their very high-performance petrol engines give them sufficient power reserves to shred even thicker branches.

On the other hand, the wide product range of high-throughput **electric shredders** available means you can find the tool you need for a wide variety of applications. From occasional shredding of small quantities of green cuttings to regularly processing thicker branches, you're sure to find the right model for the task at hand. There are also quiet models in the range, for use in noise-sensitive areas.

MODEL RECOMMENDATION BASED ON SHREDDING MATERIAL

This overview provides a guide for the processing volume and type of shredding material for each model. The S models are particularly well-suited for branch material.

GARDEN SHREDDERS	TYPE OF SHREDDING MATERIAL		PROCESSING VOLUME	
	MIXED	HARD	MIXED	HARD
PETROL SHREDDERS				
GH 370 S	●	●	— — — — —	
GH 460	●	●	— — — — —	
ELECTRIC SHREDDERS				
GHE 105	●	●	— — — — —	
GHE 150	●	●	— — — — —	
GHE 250	●	●	— — — — —	
GHE 355	●	●	— — — — —	

● Hard material: Branches, twigs, woody hedge trimmings, etc.
 ● Mixed soft material: Flower cuttings, leaves, thin twigs, etc.

Please note that not all products include the features presented here. Only the most important features are described on this page. For further explanations and information, see from page 436 or online at www.stihl.co.uk.



GARDEN SHREDDERS AND ACCESSORIES

- For chipping and shredding hard and soft material
- Powerful electric motors and petrol engines
- Efficient chipper blades and shredding systems
- Large selection of models

£ For up to date pricing, please download the STIHL app or visit www.stihl.co.uk



NEW - AVAILABLE FROM SUMMER 2022

GH 370 S[Ⓢ] CHIPPER

196 cm³ • 3.4 kW / 4.6 hp

Powerful chipper for processing branch material. New STIHL EVC 1000 engine. For processing thicker branches up to diameter of 45 mm. The wide chassis allows the machine to be easily transported around the garden, making this petrol chipper the ideal choice for large plots of land and for gardens without a power supply.

Order number **6001 200 0010**



GHE 105[Ⓢ]

230 V • 2.2 kW

Compact electric machine for chipping small branches up to 35 mm and shredding soft material such as leaves or plant trimmings. The cloverleaf design provides two feed openings, one for harder branch material and the other for soft shredding material.

Order number **6007 011 1192**



GHE 250

230 V • 2.0 kW

Multi-purpose electric chipper/shredder for chipping branches up to 30 mm in diameter and shredding soft materials such as flower cuttings and leaves with ease. The Multi-Cut 250 system helps to reduce noise levels and features a range of different shaped blades for efficiently processing a large variety of garden materials.

Order number **6008 011 1017**



GH 460

344 cm³ • 3.4 kW / 4.6 hp

Powerful petrol chipper / shredder for a high volume of thick branches up to 60 mm in diameter and soft material. Powered by a Briggs & Stratton 850 series EXi OHV RS engine. The large rubber tyres make this chipper/shredder easy to transport around the garden. Ideal for processing large amounts of shredding material. With twin-chamber system, sandwich-type blade unit and "One click / One turn" safety switch.

Order number **6012 200 0011**



GHE 150[Ⓢ]

230 V • 2.0 kW

Compact electric chipper with powerful electric motor for material up to 35 mm in diameter. A short, inclined feed chute and cloverleaf opening make feeding easy and effortless. The Multi-Cut system features a noise reducing blade disc and reversible cutting blades for added longevity.

Order number **6008 011 1132**



GHE 355

230 V • 2.0 kW

This powerful combination electric chipper/shredder will process large volumes of hard and soft garden waste. The patented blades reversal mechanism allows you to easily switch between processing different materials at the flip of a switch. The clockwise rotation will efficiently chip branches up to 35 mm, whilst the anti-clockwise blade rotation tears and shreds up plant trimmings. Featuring sturdy wheel chassis and handle for easy transport, long, inclined chute with large opening and durable aluminium chamber.

Order number **6011 011 1022**



APPROPRIATE FUELS AND LUBRICANTS

SEE FROM PAGE 336



For up to date pricing, please download the STIHL app or visit www.stihl.co.uk

S = Chipping Ⓢ Particularly well-suited to branches



MOTO4PLUS

Power tool petrol developed specifically for STIHL small 4-stroke engines. User-friendly and engine-friendly thanks to fewer emissions (free from ethanol; almost no olefins and aromatic compounds). Can be kept in storage for up to five years. Reliable top performance - STIHL small 4-stroke engines and STIHL Moto4Plus are made for each other; all conceivable applications have been rigorously tested.

NEW 11
Order number **7009 319 0003**

51
Order number **7009 319 0002**



CHIPPER CONVERSION CHUTE - GHE 250

Inclined feed chute including Multi-Cut 150, for GHE 250 to turn it into a dedicated chipper for hard material.

ATZ 150, for GHE 250
Order number **6903 007 1013**



CHIPPER CONVERSION CHUTE - GH 370

Including feed chute Multi-Cut 370 S, for GH 370 to turn it into a chipper for branch material.

ATZ 300 S for GH 370
Order number **6903 007 1003**



SHREDDER BAG

Self-supporting, for all shredders except GH 460.

AHB 050, 50 l
Order number **6903 760 2546**



Order number

Max. branch thickness (Ø in mm)


PETROL SHREDDERS															
Engine type	Displacement (cm³)	Rated output (W)	Rated output (kW / hp)	Working speed (rpm)	Rated voltage	Cutting tool (rated speed)	Weight (kg)	Guaranteed sound power level L _{WA} (dB(A))	Measured sound pressure level L _{pA} (dB(A))	Uncertainty factor sound pressure level K _{pA} (dB(A))	2-chamber system	Sandwich blade unit	Turning technology	Gloverleaf opening	One click./ One turn safety switch
NEW GH 370 S ①															
STIHL EVC 1000	196	-	3.4 / 4.6	2,400	-	Multi-Cut 370	40 ②	103	94	3	-	•	-	-	-
GH 460															
B&S series 850 EXi OHV RS	190	-	3.4 / 4.6	3000	-	Multi-Cut 450	59 ②	104	96	3	•	•	-	-	•
ELECTRIC SHREDDERS															
GHE 105 ①															
-	-	2,200	-	-	230 V-	Multi-Cut 103 (2,800 rpm)	19	104	93	3	-	-	-	•	-
GHE 150 ①															
-	-	2,000	-	-	230 V-	Multi-Cut 150 (2,800 rpm)	26	99	89	2	-	•	-	•	-
GHE 250															
-	-	2,000	-	-	230 V-	Multi-Cut 250 (2,800 rpm)	27	103	92	3	-	•	-	-	-
GHE 355															
-	-	2,000	-	-	230 V-	Multi-Cut 355 (2,750 rpm)	30	100	94	3	-	•	•	-	-

• As standard S = Chipping B&S = Briggs & Stratton

➔ PAGE **321**
FIND THE GARDEN SHREDDER FOR YOUR REQUIREMENTS

① Particularly well-suited to branches
② Uncertainty factor K_{pA} in accordance with Dir. 2006/42/ECRS
③ Net weight excluding fuels and lubricants





ACCESSORIES



SMART SOLUTIONS



FUELS, LUBRICANTS
AND SERVICE KITS



PERSONAL PROTECTIVE
EQUIPMENT



HAND TOOLS AND
FORESTRY TOOLS

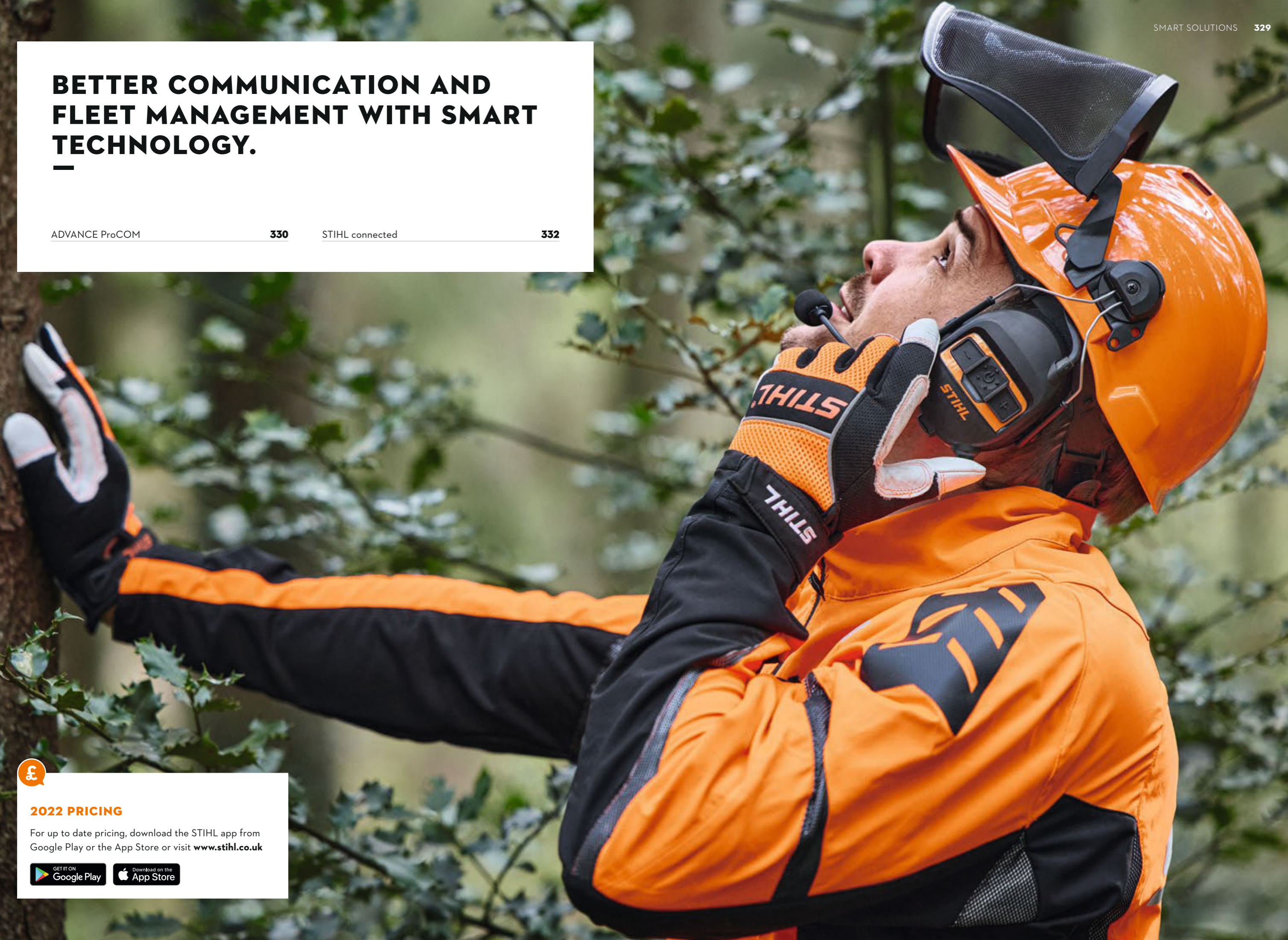
BETTER COMMUNICATION AND FLEET MANAGEMENT WITH SMART TECHNOLOGY.

ADVANCE ProCOM

330

STIHL connected

332



2022 PRICING

For up to date pricing, download the STIHL app from Google Play or the App Store or visit www.stihl.co.uk



ADVANCE PROCOM



ACCEPT PHONE CALL

MUTE MICROPHONE /
ACTIVATE AMBIENT
SOUND FUNCTION

MICROPHONE

VOLUME DOWN

SWITCH ON AND OFF /
MULTI-FUNCTION
BUTTON

VOLUME UP / RADIO ON

LED STATUS

PUSH TO TALK

NEW ADVANCE PROCOM



SMART, EFFICIENT, COMFORTABLE COMMUNICATION

The STIHL ADVANCE ProCOM conference system allows for clear communication with up to 16 other headsets in noisy environments. Bluetooth® connectivity links the headset to a phone, allowing the user to listen to music and answer calls with the touch of a button. ProCOM packs in plenty of other features too, such as radio functionality, app customisation and an optional ambient mode that allows the user to clearly hear their nearby environment, and react to hazards such as traffic or plant machinery. For more information visit blog.stihl.co.uk.

VERSIONS:



NEW
ADVANCE ProCOM ear protectors

EN 352, SNR 32
Order number
0000 884 0544



NEW
ADVANCE ProCOM ear defender set
(For FUNCTION Universal® and
ADVANCE X-CLIMB helmets)

EN 352, SNR 31
Order number
0000 889 8011



**MORE INFORMATION
ON THE VARIANTS**

SEE FROM **PAGE 330**

SMART FUNCTIONS MADE EASY:

TECHNOLOGY

Using intercom mesh technology, up to 16 people can be linked and communicate using ADVANCE ProCOM. Channels for certain teams can be set up in the ADVANCE ProCOM App, available to download on to your phone.

Communicate over a distance of up to 600 m between headsets. Each headset also acts as an amplifier, meaning distances of much higher than 600 m can be achieved!

The ambient sound feature let's you hear the outside world as if you don't have ear defenders on. Once a high volume level is reached (such as a chainsaw at full revs), the headset automatically reduces the perceived sound level to keep you protected.

A high SNR rating of 31 for extremely high noise protection.

Thanks to an IP 64 protection rating, sweat, dirt, and rain cannot harm the headset's electronics.

COMFORT

Simple, intuitive control via large buttons, easily pressed and recognised by touch, even while wearing gloves.

Answer and hang up phone calls with the touch of a button.

Additional settings (e.g. microphone sensitivity, volume levels) can be adjusted in the ProCOM app.

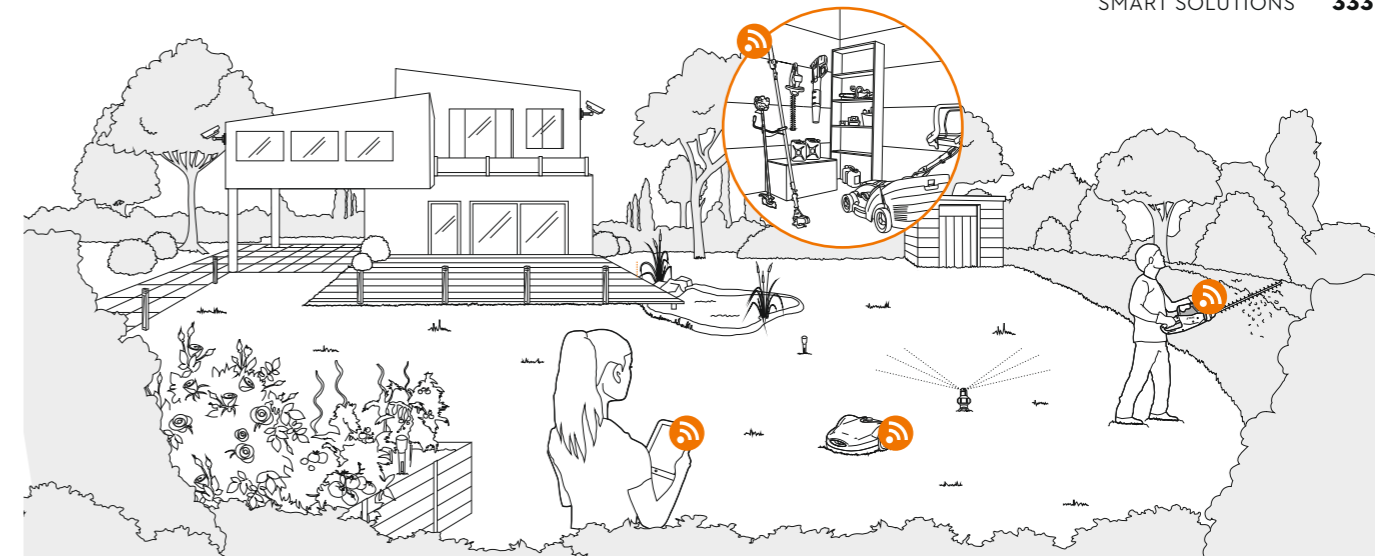
Option to pair hand-held devices via Bluetooth® to extend the range, and to communicate with users who do not use ADVANCE ProCOM.

ENTERTAINMENT

Integrated FM radio to keep you entertained when working. Music can also be transmitted via any Bluetooth® audio source. Incoming communication from your work group is prioritized over music to maintain clear communication.

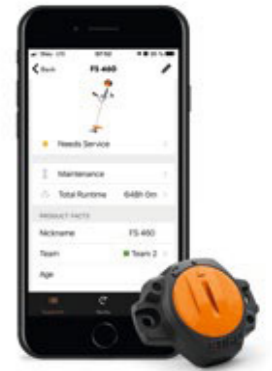
Smartphone voice assistants can be used by pressing a button on the headset.





SMART GARDENING TECHNOLOGY, CONVENIENCE, EFFICIENCY

Smart solutions from STIHL offer an intelligent new way to manage the maintenance of the machines in your garden shed or professional fleet of tools. All you need to get started is a STIHL Smart Connector and a smart phone or tablet.



STIHL connected records the runtime of each machine, and notifies the user when maintenance tasks are upcoming, due or overdue. Examples could include greasing gearboxes, checking blade conditions or changing fuel filters. Maintenance tasks are bespoke to each machine type, and will ensure safety levels are maintained and down time is reduced.

If you'd rather a certified STIHL dealer complete a more complex maintenance task, the STIHL connected App makes it easy to get in touch. The STIHL connected App is available to download for free from the Google Play Store for Android and the App Store for iOS.

DIGITAL FLEET MANAGEMENT WITH STIHL CONNECTED

ONE SYSTEM - MANY ADVANTAGES



SAVE TIME

- ✔ **QUICK OVERVIEW**
Always have an overview of your power tool fleet
- ✔ **AUTOMATICALLY RECEIVE POWER TOOL DATA**
No more need to scan or manually make notes
- ✔ **TRACK POWER TOOL LOCATIONS**
Always know where your power tools were last connected to the App

PUT YOUR MIND AT EASE

- ✔ **REDUCE DOWNTIME**
More clarity about the condition and maintenance of your power tools
- ✔ **NOTHING IMPORTANT IS FORGOTTEN**
Remember key events such as safety checks
- ✔ **MORE INFORMATION**
Notes give you a clear record of your tool history

SAVE MONEY

- ✔ **KEEP TRACK OF YOUR POWER TOOLS**
No more power tools left behind at the place of use
- ✔ **OPTIMISE YOUR FLEET SIZE**
Better data about tool usage helps you choose and use the right tools
- ✔ **ALL INFORMATION ALWAYS TO HAND**
All the right information on the App or on screen - no more paperwork!



STIHL SMART CONNECTOR

The STIHL Smart Connector collects information about the machine. Simply attach it to the tool and it will transfer important power tool data to your tablet or smartphone via Bluetooth®. Smart Connectors can also be used with third party machines too - from drills, to forklifts, to motorbikes!



STIHL CONNECTED APP®

The free STIHL connected App is your digital tool shed. In it, you have an overview of all of your power tools and can see exactly when any maintenance is due. Smart Connectors can connect to multiple smartphones, meaning even if the tool is shared between a team, information is always up-to-date.



STIHL CONNECTED PORTAL®

The STIHL connected Portal is a powerful, web based tool for fleet managers and business owners. View all pending and overdue maintenance tasks, see tool locations update in real time, and access records of historical machine usage by date. connect.stihl.com

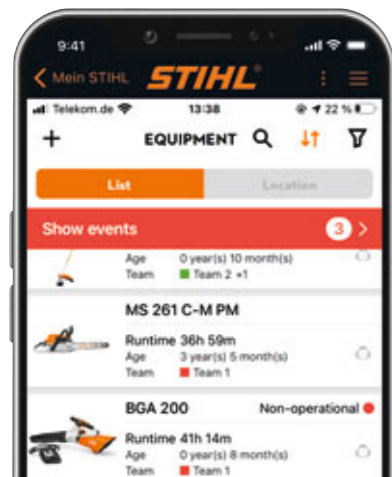
Ⓢ The full software functionality of STIHL connected can currently be used free of charge. Certain functions will in future only be available on payment of a fee. More information is available at www.connect.stihl.com



EVERYTHING AT A GLANCE WITH THE STIHL CONNECTED APP

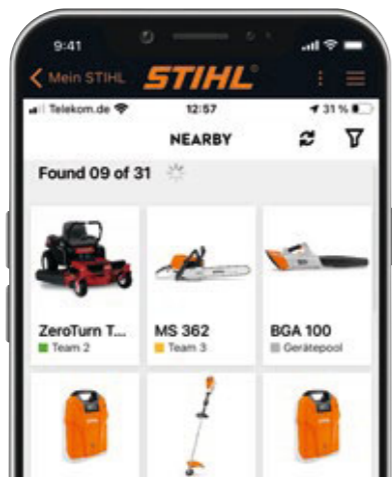
OVERVIEW

Get a complete overview of your entire power tool fleet and view the status of your machines – anytime, anywhere.



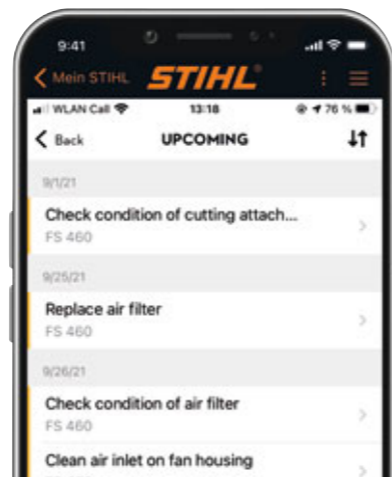
ALL PRESENT AND CORRECT

You'll always know which power tools are nearby, and you'll see immediately if anything is missing after off-site jobs.



MAINTENANCE

You'll be informed of any maintenance due, and can set maintenance deadlines directly via the app. Your STIHL dealer can be contacted via the STIHL connected App too, for ultimate convenience.



Combined with the STIHL Smart Connector, the STIHL connected App receives power tool data and passes it on to the STIHL connected Portal via the STIHL Cloud. In addition to accessing power tool data, you can also use the app to view the status and last location of each of your power tools as well as checking if your entire power tool fleet is in the immediate vicinity using the "Nearby" function. The STIHL connected App is available for free download from the Google Play Store for Android and the App Store for iOS.

DETAILED POWER TOOL INFORMATION - WITH THE STIHL CONNECTED PORTAL

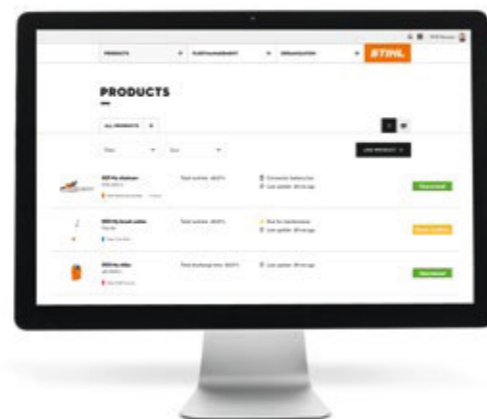
Where are your chainsaws in use?

When does your new clearing saw need maintenance?

The STIHL connected Portal is tailored to the specific requirements of professional users when it comes to fleet management.

With STIHL connected, you always have an overview of the status and location of your power tools. Key operating data for your machines is transferred with the aid of the STIHL Smart Connector, meaning that all power tool data is also available on your computer via the STIHL connected Portal. This makes it possible to analyse the data and send maintenance requests directly to your dealer.

Our AR 2000 L and AR 3000 L backpack batteries come standard with STIHL connected and Bluetooth® built in. This lets you view the charging status and duration of use of your battery.



SMART CONNECTOR

The Smart Connector can be attached to petrol-driven, electric, and cordless products, enabling it to transmit important information about your STIHL power tool via Bluetooth®. It's a fundamental part of the system for power tool management in domestic gardens, with the STIHL connected App, and for full fleet management with the STIHL connected Portal.

Packaging unit 1 piece
Order number 0000 400 4900

Packaging unit 10 piece(s)
Order number 0000 400 4903




NEW SMART CONNECTOR 2 A

The new Smart Connector 2 A connects directly into the control module of selected professional AP System battery machines. Compatible models currently include all 135 models (HLA, FSA, KMA, HTA), RGA 140, new 2022 versions of HSA 94 R/HSA 94 T and MSA 300. As well as runtime, Smart Connector 2 A also collects information on the operating speed, the status of individual electronic components and ambient temperature. Also features a real time clock, meaning the data is collected accurately regardless of how often the connector syncs with a smartphone®, so you can see when and for how long the tool was used. Pressing the button on the Smart Connector 2 A gives a quick indication of the status of the machine via an LED light, and highlights if a maintenance task is due. The LED can also be used in conjunction with the STIHL connected App to identify individual machines (by lighting up a LED on the connector) in large fleets.

Packaging unit 1 piece
Order number CA01 400 4900

SMART CONNECTOR 2 A IS COMPATIBLE WITH

- ✓ HLA 135
- ✓ FSA 135 R
- ✓ HSA 94 R®
- ✓ HTA 135
- ✓ FSA 135
- ✓ HSA 94 T®
- ✓ KMA 135 R
- ✓ RGA 140
- ✓ MSA 300



ATTACHING THE STIHL SMART CONNECTOR TO THE POWER TOOL

The STIHL connected App includes instructions with the best place to attach the STIHL Smart Connector on each fully supported power tool. Mounting should be done either by means of the screws included with the STIHL Smart Connector, or the adhesive pad on the back of it. Alternatively Smart Connector 2 A has designated space built into the housing on selected models.

The STIHL Smart connector should be a maximum of 10 cm away from your tools engine or an electromagnetic field in order to register if the machine is on or off. More information can be found at connect.stihl.com



PAGE 54

BATTERIES WITH INTEGRATED CONNECTIVITY

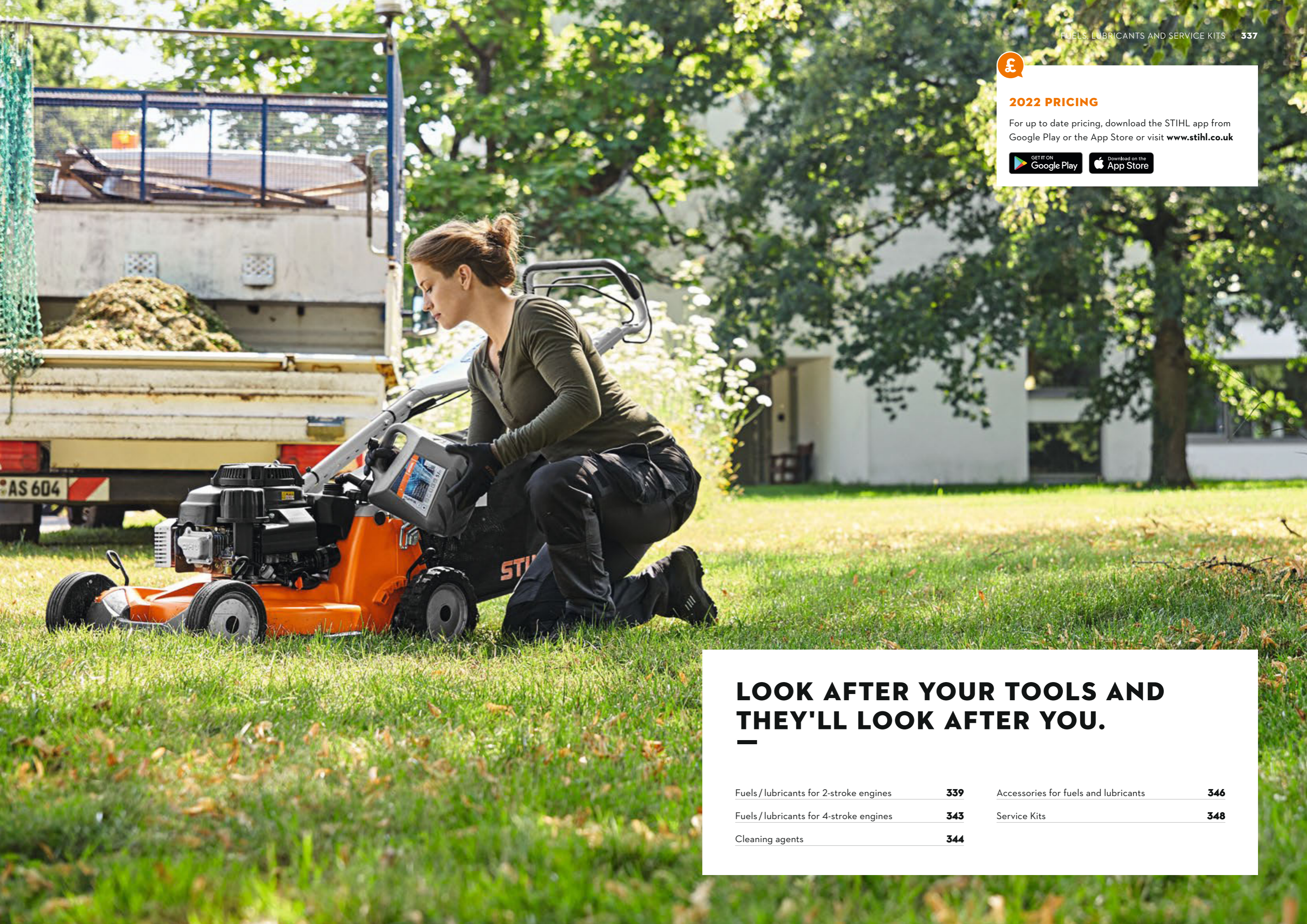
The backpack AR 2000 L and AR 3000 L batteries and the new AP 500 S battery have STIHL connected built in and can be managed like a power tool: charging status, duration of use, and serial number are displayed in the STIHL connected App and in the STIHL connected Portal.





2022 PRICING

For up to date pricing, download the STIHL app from Google Play or the App Store or visit www.stihl.co.uk



LOOK AFTER YOUR TOOLS AND THEY'LL LOOK AFTER YOU.

Fuels/lubricants for 2-stroke engines	339	Accessories for fuels and lubricants	346
Fuels/lubricants for 4-stroke engines	343	Service Kits	348
Cleaning agents	344		



RELIABLE, STRONG AND CLEAN:

We know what engines need. STIHL has extensive expertise in fuels and lubricants, so we are able to achieve optimum results for people, machines and the environment in the development of our oils, greases and fuels. STIHL fuels and lubricants provide outstanding performance with low wear, and low-pollutant combustion.

THE STIHL PRACTICAL TEST

In field tests, STIHL tools are tested under a wide range of operating conditions.



STIHL TEST FACILITIES

Across more than 100 test benches, STIHL tools undergo extensive functional tests and long-term trials.

Quality fuels and lubricants that suit people, machines and the environment

STIHL DEVELOPMENT

More than 500 employees work in the cutting-edge STIHL development centre with its in-house laboratory.

① Patented in several European countries
 ② Explanation of quality marks on page 451

③ Appropriate storage conditions: In technically approved containers with an airtight seal. Store in dry, dark storage conditions where possible, at a room temperature of max. 20°C

FUELS AND LUBRICANTS FOR 2-STROKE ENGINES

PATENT EP 2031043[®]



MOTOMIX FUEL MIXTURE



Ready-mixed fuel (1:50) for all STIHL 2-stroke engines, optimum performance, excellent cold start properties, maximum acceleration over the entire rpm range, perfect running characteristics even with a sudden rev change. With STIHL HP ultra premium oil for exceptional engine lubrication and extreme cleanliness, fully synthetic and biodegradable for optimal performance and long service life. User- and engine-friendly thanks to fewer emissions (free from ethanol; almost no olefins and aromatic compounds). Can be kept in storage for up to five years^③. Reliable top performance – STIHL 2-stroke engines and STIHL MotoMix are made for each other; all conceivable applications have been put through rigorous testing.

- High-quality fuels and lubricants for perfect running behaviour
- Optimum lubrication properties
- Low-residue combustion
- High environmental compatibility

£ For up to date pricing, please download the STIHL app or visit www.stihl.co.uk

11	551
Order number 7009 874 0103	Order number 7009 871 0347
51	2001
Order number 7009 874 0100	Order number 7009 871 0348

ACCESSORIES: FILLING SYSTEM FOR FUEL

To easily refuel your STIHL power tools. For MotoMix 5 l canisters, STIHL combination canisters and STIHL petrol canisters up to a maximum of 5 l, suitable for all tank openings Ø > 23.5 mm.



Order number **0000 890 5005**



MOTOMIX 200 L DRUMS



Did you know: STIHL can deliver drums of MotoMix directly to your address. For more information and to place an order, speak to your STIHL Approved Dealer.

£ For up to date pricing, please download the STIHL app or visit www.stihl.co.uk





HP 2-STROKE ENGINE OIL

Mineral-oil-based engine oil, especially developed for the demanding needs of power tools. Good lubrication and combustion properties, JASO-FB, ISO-L-EGB, fuel/oil ratio 1:50, suitable for all STIHL 2-stroke engines.

20 ml (for 1 l) Order number 0781 319 8400	1 l (for 50 l), measuring bottle Order number 0781 319 8411
100 ml (for 5 l) Order number 0781 319 8401	5 l (for 250 l) Order number 0781 319 8433
1 l (for 50 l) Order number 0781 319 8410	10 l (for 500 l) Order number 0781 319 8434



HP ULTRA 2-STROKE ENGINE OIL

Fully synthetic oil for long periods of use under the most demanding conditions. Exceptional lubrication properties, low-residue combustion, biodegradable (over 60% in accordance with OECD 301 B), particularly low in sulphur, JASO-FB, ISO-L-EGB, fuel/oil ratio 1:50.

100 ml (for 5 l) Order number 0781 319 8060	5 l (for 250 l) Order number 0781 319 8063
1 l (for 50 l), measuring bottle Order number 0781 319 8061	



HP SUPER 2-STROKE ENGINE OIL

Semi-synthetic low-smoke oil, specially developed for STIHL 2-stroke engines. Outstanding start capability and clean, low-smoke burning. JASO-FD, ISO-L-EGD, fuel/oil ratio 1:50. Recommended for STIHL 4-MIX® engines.

100 ml (for 5 l) Order number 0781 319 8052	1 l (for 50 l), measuring bottle Order number 0781 319 8054
1 l (for 50 l) Order number 0781 319 8053	5 l (for 250 l) Order number 0781 319 8055



PROFESSIONAL TIP

Exceptional lubrication and clean combustion are the most important development specifications for all STIHL engine oils. With consistent use of HP Ultra, a piston that has been running for several hundred hours in the STIHL test lab still looks almost new (see image).



FORESTPLUS CHAIN OIL

Based on high-quality mineral oils. Reliable lubrication, no resinification, even during extended downtime.

1 l Order number 0781 516 6001	5 l Order number 0781 516 6002
---	---



SYNTHPLUS CHAIN OIL

Semi-synthetic high-performance lubricant prevents wear and resinification during extended downtime. Free-flowing up to -25° C, with high-quality fresh oils.

1 l Order number 0781 516 2000	20 l Order number 0781 516 2004
5 l Order number 0781 516 2002	



BIOPLUS CHAIN OIL



Eco-friendly oil derived from plants, with superior lubricating and adhesive properties. Faster biodegradability in soil, awarded the European Ecolabel among others, tested according to OECD 301 B. The BioPlus canister consists of at least 25% recycled material.

1 l Order number 0781 516 3001	20 l Order number 0781 516 3007
5 l Order number 0781 516 3004	



PROTECT THE ENVIRONMENT WITH STIHL FUELS AND LUBRICANTS



Ecology and innovation go hand-in-hand at STIHL. The development of new technologies and products is constantly driven forward by the need to meet growing ecological requirements. BioPlus saw chain oil has been developed as a plant-based product, making it particularly environmentally friendly while maintaining impressive properties in terms of lubrication and adhesion. It quickly degrades on the forest floor and is particularly well suited for use around open water or ecologically sensitive areas. BioPlus bears the European Ecolabel, an important reference for consumers who want to make a particular contribution to environmental protection through the purchase of more environmentally friendly products. For further information on the EU Ecolabel, see from page 451.

POURING AIDS FOR CHAIN OIL

For easy, clean dosing and refilling.



For 20 l bottles
Order number **0000 881 0119**

	Lubrication	Cleanliness	Deposit build-up protection	Corrosion protection	Miscibility up to ethanol content of 25% [ⓐ]	Special features	Recommendation
2-STROKE ENGINE OILS							
HP	+	+	+	+	yes	Good lubrication and combustion properties	High-quality engine oil
HP SUPER	++	+++	+++	++	yes	Low-smoke, very good miscibility	Top engine oil for long service life
HP ULTRA	+++	+++	+++	+++	yes	Biodegradable, ash-free burning	The best STIHL engine oil for cleanliness and long engine service life

£ For up to date pricing, please download the STIHL app or visit www.stihl.co.uk

+ Suitable
++ Good suitable
+++ Highly suitable

ⓐ Please observe the tool's safety instructions
ⓑ Explanation of quality marks on page 451





PROFESSIONAL TIP

Make sure to always use MultiOil bio on your GTA 26 before use. This oil will make sure the chain is sufficiently lubricated and protected from corrosion at all times. The GTA 26 comes with a 50 ml bottle of MultiOil bio as standard, but it is also available in a 150 ml bottle. If you need to purchase more, speak to your STIHL Approved Dealer.

FUELS AND LUBRICANTS FOR 4-STROKE ENGINES

- Smooth power tool operation
- Ideal lubrication of all components
- High environmental compatibility

For up to date pricing, please download the STIHL app or visit www.stihl.co.uk



MOTO4PLUS

Power tool petrol developed specifically for STIHL small 4-stroke engines. User-friendly and engine-friendly thanks to fewer emissions (free from ethanol; almost no olefins and aromatic compounds). Can be kept in storage for up to five years. Reliable top performance - STIHL small 4-stroke engines and STIHL Moto4Plus are made for each other; all conceivable applications have been rigorously tested.

NEW 11		51
Order number	7009 319 0003	Order number 7009 319 0002



ENGINE OIL

High-performance engine oil for all use conditions for garden power tools with 4-stroke engines, containing high-quality base oils and additives for ideal lubrication and low consumption, API SJ/CF.

SAE 30, 600 ml		SAE 30, 1.4 l
Order number	0781 309 2002	Order number 0781 309 2003



PROFESSIONAL TIP

When you have finished using your petrol power tool or lawn mower, make sure it is still in the best possible condition for when you come to use it again by following these steps:

- When the engine is cool, safely drain the fuel tank of any remaining fuel.
- Put the fuel cap back on and attempt to start the machine. Repeat this until the engine no longer coughs.
- Store the machine in a secure place away from children.



MULTIOIL BIO

Multi-functional oil with a diverse range of uses. Can be used as a lubricant (for example with GTA 26), cleaner, corrosion protection, rust protection, and penetrating oil. Cannot be used as a chain lubricant for MS. The oil has an eco-friendly composition, as it is produced 90% from renewable raw materials and is 90% biodegradable. Natural oil base, does not resinify.

50 ml		150 ml
Order number	0782 516 8500	Order number 0782 516 8504



FS SUPER LUBE

High-performance gear lubricant for all STIHL brushcutters and clearing saws.

Tube, 80 g	
Order number	0781 120 1117
Tube, 225 g	
Order number	0781 120 1118



MULTI-LUBE

Multi-purpose grease for all STIHL hedge trimmer and electric chainsaw gear systems.

Tube, 80 g	
Order number	0781 120 1109
Tube, 225 g	
Order number	0781 120 1110

GREASE GUN

For very precise lubrication.



Order number	1108 890 2500
--------------	----------------------

For up to date pricing, please download the STIHL app or visit www.stihl.co.uk

CLEANING AGENTS

- Formulations coordinated to suit every cleaning task
- Optimum protection against corrosion
- Effective lubricant for various areas of use

For up to date pricing, please download the STIHL app or visit www.stihl.co.uk



SUPERCLEAN

Spray with dual function: Removes resin and dirt, while providing lubrication and corrosion protection.



Can, 50 ml
Order number 0782 420 1001

Can, 300 ml
Order number 0782 420 1002

MULTISPRAY

Multi-functional oil for lubrication and removing dirt and stubborn parts, as well as corrosion protection, contact spray and penetrating oil.



Can, 400 ml
Order number 0730 411 7000

RM CARE & CLEAN KIT

Cleaning and care kit for iMOW® and lawn mowers. For effective cleaning of the housing, mower unit, and iMOW® docking station.



- 1 × MultiClean, 500 ml
- 1 × cleaning brush with scraper
- 1 × microfibre cloth (grey)

Order number 0782 516 8600

VARIOCLEAN

Special cleaner for dissolving and removing organic oil residues and for cleaning housings and STIHL HD2 filters (white), wire mesh filters (silver) and PA filters (white).



Spray bottle, 500 ml
Order number 0000 881 9400

MULTICLEAN

Special cleaner for dissolving and removing organic oil residues and for cleaning housings and STIHL HD2 filters (white), wire mesh filters (silver) and PA filters (white).



Spray bottle, 500 ml
Order number 0782 516 8200

NEW FS CARE & CLEAN KIT

Cleaning and care kit for the maintenance of STIHL grass trimmers, brushcutters and clearing saws. For effective cleaning of the tool and machine.



- 1 × Multispray, 50 ml
- 1 × FS Super lube, 40 g

Order number 0782 516 8601

NEW HS CARE & CLEAN KIT

Cleaning and care kit for the maintenance of STIHL shears, hedge trimmers and long-reach hedge trimmers. For effective cleaning of the cutting attachments and blades.



- 1 × Superclean, 50 ml
- 1 × Multi-lube, 40 g

Order number 0782 516 8603

CLEANING AGENTS	TO BE USED ON	TYPE OF CLEANER	REMOVES	HOW TO USE
SUPERCLEAN	Cutting attachments, hedge trimmer blades and chainsaws	- - ● ● - - ● - ● - ● -	- - ● - ● - ● - ● - ● -	Spray into cutting tools after each use. Briefly run the hedge trimmer blade after spraying.
MULTISPRAY	Tools and machines	● ● ● ● - - - ● ● ● - -	- - - - - - - - - -	Spray into tools and wipe with a cloth.
VARIOCLEAN	Air filters, saw chains, bars, blades, circular saw blades, and machine housing	- - - - ● ● ● - - - ● ●	- - - - - - - - - -	Spray into tools and devices, wash off with water, and wipe with a cloth. Then, protect against corrosion using Multispray. Wear safety glasses during use.
MULTICLEAN	Plastic, metal, rubber, and painted surfaces	- - - - ● ● ● - - - ● ●	- - - - - - - - - -	Spray onto a microfibre cloth and wipe the surface with it.

For up to date pricing, please download the STIHL app or visit www.stihl.co.uk

• Suitable

ACCESSORIES FOR FUELS AND LUBRICANTS

- Fuel and lubricant transport made easier
- No mess when filling up power tools
- Reliable equipment for professional and domestic users

For up to date pricing, please download the STIHL app or visit www.stihl.co.uk



PETROL CANISTER

Containers available in different colours. UN-approved.



5 l, transparent
Order number **0000 881 0232**

5 l, orange
Order number **0000 881 0230**

ACCESSORIES: OUTLET PIPE (SEE IMAGE ABOVE)

Order number **0000 881 0217**

PROFI COMBINATION CANISTER

Professional version with two holders for carrying tools and filling system (tools and filling system not included). Capacity: 5 litres of fuel, 3 litres of chain oil.



Orange
Order number **0000 881 0113**

Transparent
Order number **0000 881 0123**

ACCESSORIES: SPOUT (SEE IMAGE ABOVE)

Black, with cap.

Order number **0000 881 0128**

HOLDERS

For convenient storage of the filling system. For standard combination canisters and smaller 1.5 l versions.



Order number **0000 881 0126**

For convenient storage of the tools. For standard combination canisters.



Order number **0000 881 0127**

For up to date pricing, please download the STIHL app or visit www.stihl.co.uk



FILLING SYSTEM FOR CHAIN OIL

To easily refuel the tool without it overflowing. Suitable for all tank openings with $\varnothing > 23.5$ mm.



Order number **0000 890 5004**

FILLING SYSTEM FOR FUEL

For easy refuelling of your STIHL power tools. For MotoMix 5 l canisters, STIHL combination canisters and STIHL petrol canisters up to a maximum of 5 l, suitable for all tank openings with a $\varnothing > 23.5$ mm.



Order number **0000 890 5005**

METAL CANISTER

Container with UN approval.



20 l, green
Order number **0000 881 0205**

ACCESSORIES: FLEXIBLE SPOUT PORT (NOT PICTURED)

Order number **0000 881 0211**

MIXING BOTTLE

For easy mixing and filling of smaller fuel amounts. Narrow outlet spout, large filler opening, scales on the bottle and on the lid, can be closed.



1 l, transparent
Order number **0000 881 9411**

MEASURING JUG

For preparing fuel mixtures.



100 ml jug for mixing up to 5 l
Order number **0000 881 0186**

500 ml jug for mixing up to 25 l
Order number **0000 881 0182**



MOTOMIX 200 L DRUMS



Did you know: STIHL can deliver drums of MotoMix directly to your address. For more information and to place an order, speak to your STIHL Approved Dealer.

SERVICE KITS

- Service kits for a huge variety of STIHL petrol tools
- Perform simple maintenance tasks yourself
- Each kit includes an air filter, spark plug and fuel filter

For up to date pricing, please download the STIHL app or visit www.stihl.co.uk



NEW CHAINSAW SERVICE KITS



STIHL's chainsaw service kits contain everything needed to carry a routine service on the engine of a STIHL chainsaw. Keeping on top of the maintenance of your tools helps it to maintain optimum performance and the reliability expected of the tool. There is a QR code on the box which can be scanned with a smartphone camera app to take you to how to video's on how to change each component.

Please note, service kit 11 is for MS 362 models produced before 2018.

Each service kit comes with the following:

- 1 × Air filter
- 1 × Spark plug
- 1 × Fuel filter

Service Kit 4 for MS 441, MS 461, MS 881
Order number **1124 007 4102**

Service Kit 7 for MS 170^① (machine number > 502696762; > 806742307), MS 180^② (machine number > 507033949; > 808412503)

Order number **1130 007 4101**

Service Kit 8 for MS 193, MS 194
Order number **1137 007 4100**

Service Kit 9 for MS 171, MS 181, MS 211
Order number **1139 007 4100**

Service Kit 11 for MS 261, MS 362 (machine number 177610358 - 183603946; > 296984305)
Order number **1140 007 4101**

Service Kit 12 for MS 241, MS 362^③ (machine number > 183717483), MS 400
Order number **1140 007 4102**

Service Kit 13 for MS 271, MS 291, MS 311^④ (machine number > 177198332; > 296246447), MS 391^④ (machine number > 177197832; > 295938026)
Order number **1140 007 4103**

Service Kit 14 for MS 462
Order number **1142 007 4101**

Service Kit 15 for MS 231, MS 251
Order number **1143 007 4100**

Service Kit 16 for MS 661
Order number **1144 007 4101**

Service Kit 17 for MS 500i
Order number **1147 007 4101**

For up to date pricing, please download the STIHL app or visit www.stihl.co.uk

① From 2015
② From 2016
③ From 2018
④ From 2014



NEW POLE PRUNER SERVICE KITS



STIHL's pole pruner service kits contain everything needed to carry a routine service on the engine of a STIHL pole pruner. Keeping on top of the maintenance of your tools helps it to maintain optimum performance and the reliability expected of the tool. There is a QR code on the box which can be scanned with a smartphone camera app to take you to how to video's on how to change each component.

Each service kit comes with the following:

- 1 × Air filter
- 1 × Spark plug
- 1 × Fuel filter

Service Kit 30 for HT 102, HT 103, HT 105
(Also suitable for FS 89, FS 91, FS 111, KM 91, KM 111)
Order number **4180 007 4102**

Service Kit 31 for HT 130, HT 131, HT 133, HT 135
(Also suitable for BT 131, FR 131, FS 131, FS 311, KM 131)
Order number **4180 007 4103**



NEW HEDGE TRIMMER SERVICE KITS



STIHL's hedge trimmer service kits contain everything needed to carry a routine service on the engine of a STIHL hedge trimmer. Keeping on top of the maintenance of your tools helps it to maintain optimum performance and the reliability expected of the tool. There is a QR code on the box which can be scanned with a smartphone camera app to take you to how to video's on how to change each component.

Each service kit comes with the following:

- 1 × Air filter
- 1 × Spark plug
- 1 × Fuel filter

Service Kit 25 for HS 45
Order number **4140 007 4101**

Service Kit 34 for HS 82
Order number **4237 007 4100**



NEW CUT-OFF MACHINES SERVICE KITS



STIHL's cut-off machine service kits contain everything needed to carry a routine service on the engine of a STIHL cut-off machine. Keeping on top of the maintenance of your tools helps it to maintain optimum performance and the reliability expected of the tool. There is a QR code on the box which can be scanned with a smartphone camera app to take you to how to video's on how to change each component.

Each service kit comes with the following:

- 1 × Air filter
- 1 × Auxiliary filter
- 1 × Spark plug
- 1 × Fuel filter

Service Kit 32 for TS 700, TS 800
Order number **4224 007 4100**

Service Kit 35 for TS 410, TS 420, TS 440
Order number **4238 007 4102**



NEW KOMBIENGINE SERVICE KITS



STIHL's KombiEngine service kits contain everything needed to carry a routine service on the engine of a STIHL KombiEngine. Keeping on top of the maintenance of your tools helps it to maintain optimum performance and the reliability expected of the tool. There is a QR code on the box which can be scanned with a smartphone camera app to take you to how to video's on how to change each component.

Each service kit comes with the following:

- 1 × Air filter
- 1 × Spark plug
- 1 × Fuel filter

Service Kit 26 for KM 56 (Also suitable for FS 40, FS 50, FS 56, FS 70, HT 56)
Order number **4144 007 4100**

Service Kit 28 for KM 94
Order number **4149 007 4103**

Service Kit 30 for KM 111 (Also suitable for HT 103, FS 89, FS 91, FS 111)
Order number **4180 007 4102**

Service Kit 31 for KM 131 (Also suitable for HT 133, BT 131, FR 131, FS 131, FS 311)
Order number **4180 007 4103**





NEW BRUSHCUTTER SERVICE KITS

STIHL's brushcutter service kits contain everything needed to carry a routine service on the engine of a STIHL brushcutter. Keeping on top of the maintenance of your tools helps it to maintain optimum performance and the reliability expected of the tool. There is a QR code on the box which can be scanned with a smartphone camera app to take you to how to video's on how to change each component.

Each service kit comes with the following:

- 1 × Air filter
- 1 × Spark plug
- 1 × Fuel filter

Service Kit 26 for FS 40, FS 50, FS 56, FS 70 (Also suitable for HT 56, KM 56)
Order number **4144 007 4100**

Service Kit 30 for FS 89, FS 91, FS 111 (Also suitable for HT 103, KM 91, KM 111)
Order number **4180 007 4102**

Service Kit 31 for FS 131, FS 311, FR 131 (Also suitable for HT 133, KM 131, BT 131)
Order number **4180 007 4103**



NEW EARTH AUGER SERVICE KIT

STIHL's earth auger service kit contains everything needed to carry a routine service on the engine of a STIHL earth auger. Keeping on top of the maintenance of your tools helps it to maintain optimum performance and the reliability expected of the tool. There is a QR code on the box which can be scanned with a smartphone camera app to take you to how to video's on how to change each component.

Service kit comes with the following:

- 1 × Air filter
- 1 × Spark plug
- 1 × Fuel filter

Service Kit 31 for BT 131 (Also suitable for FR 131, FS 131, FS 311, HT 130, HT 131, HT 133 and KM 131)
Order number **4180 007 4103**



NEW BLOWER SERVICE KITS

STIHL's blower service kits contain everything needed to carry a routine service on the engine of a STIHL blower, vacuum shredder or mistblower. Keeping on top of the maintenance of your tools helps it to maintain optimum performance and the reliability expected of the tool. There is a QR code on the box which can be scanned with a smartphone camera app to take you to how to video's on how to change each component.

Please note, service kit 36 is for BG 86/SH 86 models produced before 2012 and service kit 37 is for BG 86/SH 86 models produced after 2013.

Each service kit comes with the following:

- 1 × Air filter
- 1 × Spark plug
- 1 × Fuel filter

Service Kit 36 for BG 56, BG 66, BG 86^① (BG 86 machine number < 290821925), SH 56, SH 860^① (SH 86 machine number < 290657469)
Order number **4241 007 4100**

Service Kit 37 for BG 86^② (machine number > 290871694), SH 86^② (machine number > 291051831)
Order number **4241 007 4101**

Service Kit 38 for BR 350, BR 430, BR 450, SR 430, SR 450
Order number **4244 007 4100**

Service Kit 39 for BR 500, BR 600, BR 700
Order number **4282 007 4100**

Service Kit 40 for BR 800
Order number **4283 007 4101**



HOW WILL E10 PETROL AFFECT YOUR STIHL PETROL TOOLS?

We know that many debates have taken place about E10 petrol and how it may affect petrol tools. According to www.gov.uk, E10 petrol has been the standard grade in the UK since summer 2021.

E10 petrol contains up to 10% renewable ethanol. This is intended to help reduce CO₂ emissions, but we know that some may have concerns about how this affects your petrol tools. **We recommend in all of our owners' manuals that you should only use high-quality brand-name petrol with a minimum octane rating of 90, but we can reassure you that petrol with an ethanol content of 10% or less, like the new E10 petrol will not cause a problem with your STIHL petrol tool. In fact, our STIHL M-Tronic engines can still deliver full power when run using petrol with an ethanol content of up to 25% (E25).**

If you are concerned about the use of ethanol in your machines, then you can always consider our premium, patented fuel formula, MotoMix. STIHL MotoMix is completely free from ethanol and has virtually no olefins or aromatic compounds. Emission-wise, this makes it a cleaner, more environmentally-friendly choice than regular fuels, plus it lasts longer so you can store it for up to 5 years, which is handy as MotoMix is available in 200 litre drums.

If you still want to use standard petrol, we are happy to reassure you that the new E10 petrol is fine to use in your STIHL petrol tools. You can search for the instruction manual for all current STIHL tools and some older versions on our website, stihl.co.uk, if you want to check any fuel recommendations.

REMEMBER TO ALWAYS CONSIDER THE FOLLOWING:

- Petrol with an ethanol content of more than 10% can cause running problems in engines with a manually adjustable carburettor so should not be used in such engines.
- As with any petrol, we would still recommend not storing your machine with E10 petrol in it, to avoid any blockages in the fuel delivery parts of the tool.
- We recommend that you store E10 fuel for no longer than 30 days in order to minimize the degree of fuel segregation. This is where the moisture in the air binds with the ethanol and settles on the bottom of the canister. This can cause running problems and shaking the container does not completely resolve fuel segregation.
- In some tools, it may also be necessary to readjust the carburettor to compensate for the changed composition of the fuel. We recommend that you visit a STIHL Approved Dealer for this.

MOTOMIX FUEL MIXTURE



PATENT EP
2031043^③

Ready-mixed fuel (1:50)
for all STIHL 2-stroke engines. For a full description, see page 339.

11	Order number 7009 874 0103	55 l	Order number 7009 871 0347
5 l	Order number 7009 874 0100	200 l	Order number 7009 871 0348

**2022 PRICING**

For up to date pricing, download the STIHL app from Google Play or the App Store or visit www.stihl.co.uk



VERSATILE. FUNCTIONAL. PROTECTIVE.

Chainsaw and protective clothing	356	Measurements and sizes	377
Power tool protective clothing	368	Safety boots without cut protection	378
High-visibility clothing	370	Chainsaw boots with cut protection	379
Weatherproof and functional clothing	374	Face, ear and head protection, safety glasses, and work gloves	382

PERSONAL PROTECTIVE EQUIPMENT IN DETAIL



TECHNOLOGY

- 01 PREMIUM HIGH-TECH FIBRES**
Our personal protective clothing features exclusive details and materials developed in-house with the demands of work in mind. Our hard-wearing high-tech fibres provide superb protection against water, wind and the cold without compromising breathability. OEKO-TEXR® Standard 100 certification confirms that the materials are kind to skin. No matter how hard you work, our protective clothing will you keep going.
- 02 THOUGHTFUL DESIGN**
You'll find technology woven throughout our functional clothing - in fact, our engineers are constantly striving to make it the best it can possibly be. Take a look at the individually adjustable ventilation openings, superb for getting rid of moisture. The specially reinforced fabric in areas that take a lot of stress - like knees and elbows. Not to mention a number of other patent-pending innovations in development.

CONVENIENCE

- 03 MAINTENANCE AND COMFORTABLE WEAR**
No matter how hard you work, it's good to know STIHL protective clothing can keep up with you. You can wash it at 60°C and spin at up to 400 rpm, making it easy to remove stubborn stains like resin. To make sure it's always a pleasure to wear, we test usability, focusing on comfort and freedom of movement through 'stretch' materials, comfortable waistbands and elasticated fabrics. The outer fabrics give superb protection against UV.
- 04 AN EXTENSIVE SIZING RANGE FROM STIHL**
STIHL trousers have been resized to become even more comfortable and form-fitting. Our ADVANCE model series outfits are also perfect for women.

CUT PROTECTION CLASSES ACCORDING TO EN ISO 11393

CUT PROTECTION CLASS / CLASS	0 (± 16 m/s ^①)	1 (± 20 m/s ^①)	2 (± 24 m/s ^①)	3 (± 28 m/s ^①)
CUT PROTECTION CLASS / CLASS 0 (± 16 m/s ^①)	-	-	-	•
CUT PROTECTION CLASS / CLASS 1 (± 20 m/s ^①)	•	•	•	•
CUT PROTECTION CLASS / CLASS 2 (± 24 m/s ^①)	•	•	-	-
CUT PROTECTION CLASS / CLASS 3 (± 28 m/s ^①)	-	-	•	-

The KWF recommends cut protection class 1.②

SAFETY

- 05 CUT PROTECTION AND HIGH-VISIBILITY COLOURS**
Product safety is critical to us at STIHL and it's something we take extremely seriously. Large areas of fluorescent orange and reflective elements on our clothing, for instance, make sure you're always seen at work, even in the worst conditions. Cut-resistant inlays have been specially created for every garment, so even the lightest outfits give superb protection. To guarantee 100% peace of mind, our products are inspected according to strict internal criteria as well as being tested by the most exacting certified European institutes. We also work closely with our suppliers, regularly auditing their performance.



WARNING

No personal protective equipment can provide absolute protection from injury. Nor is it a substitute for safe working practices. It is therefore essential to follow the safety instructions in the user manuals for both personal protective equipment and power tools as well as applicable health and safety guidelines.

Please note that not all products include the features presented here. Only the most important features are described on this page. For further explanations and information, see from page 436 or online at stihl.co.uk.

① Chain speeds in test conditions cannot be applied exactly in practice. (The maximum chain speed of a chainsaw cannot be used as a basis here.)
② Additional explanations relating to cut protection areas for cut protection clothing are available on page 442



CHAINSAW AND PROTECTIVE CLOTHING

- For professional forestry workers, arborists, land and forest owners, and those who cut their own firewood
- For optimal protection during forestry work
- Comfortable to wear thanks to innovative materials and meticulous workmanship

For up to date pricing, please download the STIHL app or visit www.stihl.co.uk



FUNCTION SERIES

For working outdoors using a chainsaw for property maintenance or cutting up firewood, protective clothing in the FUNCTION series is the right choice. Specially designed for occasional users, the clothing offers certified cut protection and plenty of practical solutions such as versatile pockets and comfortable ventilation openings.



FUNCTION UNIVERSAL JACKET^①

Practical and comfortable jacket for outdoor use. Features large areas of high-visibility orange for improved safety, breathable material that is comfortable to wear. Anthracite, black and high-visibility orange. With two side pockets and a zip pocket at chest height to enable a smartphone or first-aid set to be stored safely. Freedom of movement at the shoulders and back, robust material on the shoulders and elbows. Ventilation inserts, large STIHL logo on the back. No chainsaw protection.

Sizes	Chest (inch)	Order number
S	36	0088 335 0703
M	39	0088 335 0704
L	42	0088 335 0705
XL	46	0088 335 0706
XXL	49	0088 335 0707

For up to date pricing, please download the STIHL app or visit www.stihl.co.uk



FUNCTION ERGO JACKET^①

Durable and well ventilated jacket for occasional use. Green and high-visibility orange, elastic inserts, with ventilation panels, first aid pocket, two zip pockets on the breast, reinforced elbows, reflective strips and large areas of orange for better visibility, large STIHL logo on the back. No chainsaw protection.

Sizes	Chest (inch)	Order number
S	36	0088 335 0603
M	39	0088 335 0604
L	42	0088 335 0605
XL	46	0088 335 0606
XXL	49	0088 335 0607



FUNCTION UNIVERSAL TROUSERS^①

Practical chainsaw protective trousers, breathable material that is comfortable to wear. Anthracite, black and high-visibility orange. Freedom of movement in the seat and crotch, kidney protection, thorn protection both on the front and rear part of the leg area. Ventilation material on the back of the upper thighs.

Trousers, cut protection class 1, design A (EN ISO 11393)

Sizes	W (inch)	L (inch)	Order number
XS	25-28	31	0088 342 1502
S	28-31	31 1/2	0088 342 1503
M	31-34	32	0088 342 1504
L	34-38	32 1/2	0088 342 1505
XL	38-42	33	0088 342 1506
XXL	42-46	33 1/2	0088 342 1507

^① It is recommended to purchase based on your typical size - jackets have room for under layers to be worn
^② Explanation of quality marks on page 451



FUNCTION ERGO TROUSERS^①

Breathable and flexible chainsaw trousers made from durable materials. Green and high-visibility orange. Elastic inserts, ventilation zips, reinforced knees, reflective strips for good visibility, versatile pockets, two front slit pockets with zips.

Trousers, cut protection class 1, design A (EN ISO 11393)

Sizes	W (inch)	L (inch)	Order number
XS	25-28	31	0088 342 1002
S	28-31	31 1/2	0088 342 1003
M	31-34	32	0088 342 1004
L	34-38	32 1/2	0088 342 1005
XL	38-42	33	0088 342 1006
XXL	42-46	33 1/2	0088 342 1007



DYNAMIC SERIES

For users who spend a lot of time using a chainsaw for demanding work. The forestry protective clothing in the DYNAMIC series offers the right mix of durability and full freedom of movement. This is made possible by the combination of tear-resistant materials, certified cut protection and elastic inserts, as well as practical details like pockets and ventilation openings.



NEW

AVAILABLE SUMMER 2022
DYNAMIC JACKET^①



Designed to withstand tough environments and more demanding jobs. Anthracite with large areas of high-visibility orange. Soft-shell collar, comfortable stretch insert on the back, reinforced and preformed elbows, elasticated wristbands, breathable material with ventilation zips under the arms, four practical pockets. No chainsaw protection.

Sizes	Chest (inch)	Order number
S	36	0088 335 0903
M	39	0088 335 0904
L	42	0088 335 0905
XL	46	0088 335 0906
XXL	49	0088 335 0907



PROFESSIONAL TIP

If you are unsure and need further guidance on the correct Personal Protective Equipment to wear whilst using a chainsaw, you can speak to your local approved STIHL dealer.

£ For up to date pricing, please download the STIHL app or visit www.stihl.co.uk

① It is recommended to purchase based on your typical size - jackets have room for under layers to be worn
② Explanation of quality marks on page 451



NEW

AVAILABLE SUMMER 2022
DYNAMIC TROUSERS / OVERALL^②



Practical chainsaw protective trousers, breathable material that is comfortable to wear. Anthracite, black and high-visibility orange. Freedom of movement in the seat and crotch, kidney protection, thorn protection both on the front and rear part of the leg area. Ventilation material on the back of the upper thighs.

Trousers, cut protection class 1, design A (EN ISO 11393)

Sizes	W (inch)	L (inch)	Order number
S	28-31	31 1/2	0088 342 2403
M	31-34	32	0088 342 2404
L	34-38	32 1/2	0088 342 2405
XL	38-42	33	0088 342 2406
XXL	42-46	33 1/2	0088 342 2407

Trousers, cut protection class 1, design C (EN ISO 11393)

Sizes	W (inch)	L (inch)	Order number
S	28-31	31 1/2	0088 342 2503
M	31-34	32	0088 342 2504
L	34-38	32 1/2	0088 342 2505
XL	38-42	33	0088 342 2506

Overalls, cut protection class 1, design C (EN ISO 11393)

Sizes	W (inch)	L (inch)	Order number
S	28-31	31 1/2	0088 388 1003
M	31-34	32	0088 388 1004
L	34-38	32 1/2	0088 388 1005
XL	38-42	33	0088 388 1006
XXL	42-46	33 1/2	0088 388 1007



ADVANCE SERIES

The highest quality forestry protective clothing. The ADVANCE series will mean you are perfectly equipped for the forest or the treetops. Particularly light, high-tech fibres ensure that the clothing is lightweight, breathable and provides excellent protection from rain and cold. Features elastic inserts with 2 and 4-way stretch materials for optimum flexibility, practical ventilation openings and well-thought out pocket solutions for accessories. All trousers and jackets in this series go together well. Choose your preferred outfit based on the temperature and type of use. This allows you to assemble your gear to meet your specific requirements.

PERFECT FOR AUTUMN/WINTER USE



ADVANCE X-SHELL JACKETS

Highly elastic, fast-drying and warm arboriculture and forestry jacket. Black areas are water-resistant and breathable, coloured zones are waterproof and breathable. Breast pocket, inner pocket and abrasion protection on the shoulders. Peat colour: with two side pockets. Perfect in combination with ADVANCE X-FLEX Chainsaw trousers, as well as HS MultiProtect and FS TriProtect protective trousers. No chainsaw protection.

High-visibility orange / black

Sizes	Chest (inch)	Order number
XS	33	0088 335 1202
S	36	0088 335 1203
M	39	0088 335 1204
L	42	0088 335 1205
XL	46	0088 335 1206
XXL	49	0088 335 1207

Peat/black

Sizes	Chest (inch)	Order number
S	36	0088 335 1103
M	39	0088 335 1104
L	42	0088 335 1105
XL	46	0088 335 1106
XXL	49	0088 335 1107

PERFECTLY SUITED TO SUMMER USE



ADVANCE X-VENT JACKET



Light and highly breathable protective jacket, especially suited to warmer temperatures or intense physical activity. High-visibility orange and black, silver mesh lining at the back. Underarms and in the pockets for optimal ventilation, water and dirt resistant, large areas of high-visibility orange, reflective areas, one back pocket, sleeve pocket, inside pocket and two breast pockets. Abrasion protection on the shoulders, large STIHL logo on the back. No chainsaw protection.

Sizes	Chest (inch)	Order number
S	36	0088 335 1003
M	39	0088 335 1004
L	42	0088 335 1005
XL	46	0088 335 1006
XXL	49	0088 335 1007

ESPECIALLY LIGHT FOR SUMMER USE



ADVANCE X-LIGHT TROUSERS



Made from ultra-light, extremely breathable AVERTIC™ pro lite cut protection material developed exclusively for STIHL. These chainsaw protective trousers are the lightest trousers in the ADVANCE series. Black, ventilation fabric on the back of the leg make these trousers perfect for hot days, full elasticated crotch with ProElast, closable pockets and reflective areas for better visibility.

Trousers, cut protection class 1, design A (EN ISO 11393)

Sizes	W (inch)	L (inch)	Order number
S	28-31	31 1/2	0088 342 1403
M	31-34	32	0088 342 1404
L	34-38	32 1/2	0088 342 1405
XL	38-42	33	0088 342 1406

PARTICULARLY ROBUST AND FLEXIBLE



ADVANCE X-FLEX TROUSERS




Made from ultra-light, extremely breathable AVERTIC™ pro lite cut protection material made exclusively for STIHL. Six layers of protective material offers Design A and Design C, class 1 chainsaw protection without any compromise on comfort or durability. Specifically designed crotch construction for freedom of movement, hard-wearing outer fabric, elastic and breathable, elasticated and waterproof knee protection, thorn and water protection in the lower leg area, dirt resistant, long ventilation zips on the back of the legs.

Trousers, cut protection class 1, design A (EN ISO 11393)

Sizes	W (inch)	L (inch)	Order number
XS	25-28	31	0088 342 1202
S	28-31	31 1/2	0088 342 1203
M	31-34	32	0088 342 1204
L	34-38	32 1/2	0088 342 1205
XL	38-42	33	0088 342 1206
XXL	42-46	33 1/2	0088 342 1207

Trousers, cut protection class 1, design C (EN ISO 11393)

Sizes	W (inch)	L (inch)	Order number
XS	25-28	31	0088 342 1302
S	28-31	31 1/2	0088 342 1303
M	31-34	32	0088 342 1304
L	34-38	32 1/2	0088 342 1305
XL	38-42	33	0088 342 1306
XXL	42-46	33 1/2	0088 342 1307



ADVANCE SERIES - IDEAL FOR MEN AND WOMEN

The ADVANCE series doesn't just have clever details, designs and functions - it's also suitable for both men and women. Thanks to the elastic materials in the clothing, especially in ADVANCE X-Flex and ADVANCE X-TREEm, the jackets and trousers fit a variety of body shapes perfectly while still allowing for maximum freedom of movement. Developed specially for STIHL, AVERTIC™ pro lite cut protection material is not just breathable, but it's also ultra-light, making garments in this fabric very comfortable to wear. Many of the jackets and trousers in the ADVANCE series are available in a wide range of sizes, meaning all men and women can find the forestry protective clothing that suits them best.





ADVANCE X-TREEm JACKET ①

X-TREEm clothing has been designed specifically for forestry workers and arborists: highly elasticated ProElast material allows freedom of movement and breathability. Black, high-visibility orange and silver. Attachment points for saw guard. Removable sleeves, adjustable ventilation openings for comfortable regulation of body temperature. Ceramic dots on the elbows offer abrasion protection. Outer shoulder zone has grip dot abrasion protection. Large areas of high-visibility orange for excellent visibility. Two breast pockets, one inside pocket and one sleeve. No chainsaw protection.

Sizes	Chest (inch)	Order number
XS	33	0088 335 0802
S	36	0088 335 0803
M	39	0088 335 0804
L	42	0088 335 0805
XL	46	0088 335 0806
XXL	49	0088 335 0807

ADVANCE X-TREEm TROUSERS ①

This unique innovation from STIHL offers unprecedented levels of comfort for cut protection trousers. Less fatigue thanks to ProElast, specially developed for STIHL. Perfect for professional use under extreme conditions. Black, high-visibility orange and silver. Soft and quick-drying inner lining. Hardwearing, dirt and water-resistant materials in the foreleg area and seat make these trousers ideal for forestry work. Ceramic-coated trimmings provide abrasion protection. Light and particularly breathable AVERTIC™ pro lite cut protection material, exclusively developed for STIHL. Flat pockets with zips on the hip, seat and thigh areas. Ventilation openings with zips to regulate body temperature. Braces are included.

Trousers, cut protection class 1, design A (EN ISO 11393)

Sizes	W (inch)	L (inch)	Order number
XS	25-28	31	0088 342 1602
S	28-31	31 1/2	0088 342 1603
M	31-34	32	0088 342 1604
L	34-38	32 1/2	0088 342 1605
XL	38-42	33	0088 342 1606
XXL	42-46	33 1/2	0088 342 1607

For up to date pricing, please download the STIHL app or visit www.stihl.co.uk

① It is recommended to purchase based on your typical size - jackets have room for under layers to be worn
 ② Explanation of quality marks on page 451

THE PERFECT COMBINATION FOR ANY SITUATION

The ADVANCE series offers a system of jackets and trousers, which can be combined in various combinations. Weather conditions and type of application are key when choosing clothing. The ADVANCE X-TREEm clothing plays best to its strengths as a single unit, as it is designed for the specific requirements faced by arborists.

ADVANCE X-SHELL

Fast-drying and insulating materials for use on cold days



ADVANCE X-FLEX

Elasticated protective components for greater ease of movement and robust thorn protection



ADVANCE X-VENT

Highly breathable materials for a comfortable temperature in hotter weather



ADVANCE X-LIGHT

Ultra-light cut protection trousers for particularly comfortable wear



ADVANCE X-TREEm

Extraordinarily comfortable to wear, with functional details - specially developed for arborists



IDEAL FOR OCCASIONAL USE



CHAPS 360° ALL-ROUND LEG PROTECTION

Reinforcements: 65 % polyester, 35 % cotton
Outer fabric and lining: 100 % polyester



For occasional chainsaw use or where there are multiple users. Ventilation material on the back of the thighs, zip that closes at the top, and smooth lining to make the chaps quick to put on and close. Anthracite.

Cut protection class 1, design C (EN ISO 11393)

Sizes	Waist	Length	Order number
XS-M	25" - 34"	31 - 32" ^①	0088 508 0100
L-XXL	34" - 46"	32.5 - 33.5" ^①	0088 508 0101

IDEAL FOR OCCASIONAL USE



360° MS PROTECT ALL-ROUND LEG PROTECTION

Reinforcements: 85 % polyester, 15 % cotton
Outer fabric and lining: 100 % polyester



For occasional chainsaw use or where there are multiple users. Ventilation material on the back of the thigh, zip that closes at the top, and smooth lining to make the chaps quick to put on and close, preformed knees for more comfortable wear. High-visibility orange.

Cut protection class 1, design C (EN ISO 11393)
 Warning protection class 2 (EN ISO 20471)

Sizes	Waist	Length	Order number
XS-M	25" - 34"	31 - 32" ^①	0088 508 0000
L-XXL	34" - 46"	32.5 - 33.5" ^①	0088 508 0001



MS PROTECT ARM GUARD

100% polyester

All-round arm protection for working with chainsaws. High-visibility orange. Very comfortable to wear, breathable due to inserts made from special ventilation material. Comfortable waistband, integrated thumbhole for a more secure fit. 1 pair.

Cut protection class 1 (based on EN ISO 11393)^②

Order number 0088 544 0010



FS BRACES

82% polyester, 18% elastodiene (natural rubber), loops and back section: leather

Orange, with black STIHL logo. Elasticated braces with elasticated velcro, prevents chafing from the harness, suitable for all sizes.

Length	Width	Order number
110 cm	5 cm	0000 884 1593



PATENT EP 2465369 B1^③

FS LEG PROTECTION

65% polyester, 35% cotton

Black, patented and breathable additional impact protection for insertion in the inside leg pockets when tackling extreme jobs.

Length	Order number
50 cm / 20"	0000 885 1801



READY FOR WORK IN A FLASH WITH CHAPS 360° ALL-ROUND LEG PROTECTION

Our Chaps 360° all-round leg protection is the perfect solution for occasional, short periods of chainsaw work. Thanks to the long, smooth-running zip on the back of each leg, you can simply pull the all-round leg protection over your trousers without even needing to remove your shoes. The leg protection chaps can be tightened or loosened at the waist using the broad belt and can be closed easily using the button and zip on the front. The preformed knees and ventilation material on the back of the thighs ensure maximum freedom of movement and a high level of comfort for the wearer. The nine-layer cut protection fabric overlaps at the zip and provides maximum protection.

£ For up to date pricing, please download the STIHL app or visit www.stihl.co.uk

① Measured from waistband to trouser hem

② Fulfils the basic health and safety requirements in accordance with Regulation (EU) 2016 / 425

③ Patented in several European countries



FUNCTION SERIES		Order number	Sizes	Colour	Cut protection design/ cut protection class	Number of layers	Approx. weight (kg) for size M	Cut protection developed exclusively for STIHL	Elastic waistband	Ventilation openings / ventilation zips/ special ventilation material	Buttons for braces ^① / loops for braces	Slim fit / regular fit	Elastic outer fabric / elastic inserts/ inserts made of ProElast	Durability of outer fabric	Resistance to dirt and water	Breathability	Low temperature protection	UV protection factor EN 13758-2/ UV standard 801	Quality marks	Material
	FUNCTION UNIVERSAL JACKET	0088 335 07..	S - XXL	● ● ●	-	-	0.6	-	-	-/-/●	-/-	-/●	●/-/-	++	-	++	+	-/60	●/-/-	FUNCTION UNIVERSAL Anthracite, high-visibility orange: 100 % polyester Black: 65 % polyester, 35 % cotton Lining: 100 % polyester
	FUNCTION UNIVERSAL TROUSERS	0088 342 15..	XS - XXL	● ● ●	A/1	9	1.25	-	●	-/-/●	●/-	-/●	-/●/-	++	-	++	+	-/60	●/-/-	
	FUNCTION ERGO JACKET	0088 335 06..	S - XXL	● ● ●	-	-	0.7	-	-	-/-/●	-/-	-/●	-/●/-	++	-	++	+	-/60	-/●/-	FUNCTION ERGO Outer fabric: 65 % polyester, 35 % cotton High-visibility orange: 70 % polyester, 30 % cotton Lining: 100 % polyester
	FUNCTION ERGO TROUSERS	0088 342 10..	XS - XXL	● ● ●	A/1	8	1.4	●	●	-/●/-	●/-	-/●	-/●/-	++	-	++	+	-/60	-/●/-	
DYNAMIC SERIES																				
	DYNAMIC JACKET NEW	0088 335 09..	S - XXL	● ●	-	-	0.7	-	-	-/●/-	-/-	-/●	-/●/-	+++	++	++	++	-/80	-/●/-	DYNAMIC JACKET Outer fabric 50 % polyamide, 50 % cotton High-visibility orange: 70 % polyester, 30 % cotton DYNAMIC TROUSERS/OVERALL Outer fabric 93 % polyamide, 7 % polyurethane Lining: 100 % polyester
	DYNAMIC TROUSERS NEW	0088 342 24..	S - XXL	● ●	A/1	7	1.4	-	●	-/●/-	●/-	-/●	-/●/-	+++	++	++	++	-/80	-/●/-	
	DYNAMIC OVERALL NEW	0088 388 10..	S - XXL	● ●	C/1	9	1.5	-	-	-/-/-	●/-	-/●	-/●/-	+++	++	++	++	-/80	-/●/-	
	ADVANCE X-VENT JACKET	0088 335 10..	S - XXL	● ●	-	-	0.45	-	-	-/-/●	-/-	●/-	●/-/-	++	+	+++	-	40+/-	-/●/-	ADVANCE X-VENT Outer fabric: 100 % polyester ADVANCE X-SHELL Outer fabric: 100 % polyester Membrane: polyurethane ADVANCE X-LIGHT Outer fabric: 75 % polyester, 20 % polyamide, 5 % polyurethane Lining: 100 % polyester ADVANCE X-FLEX Outer fabric: 89 % polyester, 11 % elastane Lining: 100 % polyester ADVANCE X-TREEm Outer fabric: 80 % polyester, 15 % polyamide, 4 % elastane, 1 % ceramic Lining: 66 % polypropylene, 34 % polyester
	ADVANCE X-SHELL JACKETS	0088 335 12..	XS - XXL	● ●	-	-	0.7	-	-	-/-/-	-/-	●/-	●/-/-	+++	+++	++	+++	40+/-	-/●/-	
	ADVANCE X-LIGHT TROUSERS	0088 342 14..	S - XL	●	A/1	6	0.99	●	●	-/-/●	●/-	●/-	●/-/● ^②	+	++	+++	-	40+/-	-/●/-	
ADVANCE X-FLEX TROUSERS	0088 342 12..	XS - XXL	● ●	A/1	6	1.3	●	●	-/●/-	●/-	●/-	●/-/● ^②	+++	+++	+++	-	40+/-	-/●/-	ADVANCE X-FLEX Outer fabric: 89 % polyester, 11 % elastane Lining: 100 % polyester	
ADVANCE X-FLEX TROUSERS	0088 342 13..	XS - XXL	● ●	C/1	6	1.5	●	●	-/●/-	●/-	●/-	●/-/● ^②	+++	+++	+++	-	40+/-	-/●/-		
ADVANCE X-TREEm JACKET	0088 335 08..	XS - XXL	● ●	-	-	0.65	-	-	-/●/-	-/-	●/-	●/-/●	++	+++	+++	+	40+/-	-/●/-	ADVANCE X-TREEm Outer fabric: 80 % polyester, 15 % polyamide, 4 % elastane, 1 % ceramic Lining: 66 % polypropylene, 34 % polyester	
ADVANCE X-TREEm TROUSERS	0088 342 16..	XS - XXL	● ●	A/1	6	1.2	●	●	-/●/-	-/●	●/-	●/-/●	++	+++	+++	+	40+/-	-/●/-		

£ For up to date pricing, please download the STIHL app or visit www.stihl.co.uk

● Available
- Not available

+ Good
++ Very good
+++ Excellent

.. Full order number next to each product description on relevant pages

① Please use braces with clips for models without buttons
② Only in the crotch
③ Explanation of quality marks on page 451



POWER TOOL PROTECTIVE CLOTHING

- For optimum protection when maintaining green areas
- Great user comfort
- High-quality design packed with extra features

For up to date pricing, please download the STIHL app or visit www.stihl.co.uk



FS PROTECT CLEARING SAW PROTECTIVE TROUSERS

Outer fabric: 65% polyester, 35% cotton, lining: 100% polyester

With breathable impact protection. Green. Long ventilation openings at the rear, loops for FS braces, many practical pockets. Also available in high-visibility orange. See FS Protect, high-visibility orange on page 371.

Sizes	W (inch)	L (inch)	Order number
XS	25-28	31	0088 458 0002
S	28-31	31 1/2	0088 458 0003
M	31-34	32	0088 458 0004
L	34-38	32 1/2	0088 458 0005
XL	38-42	33	0088 458 0006
XXL	42-46	33 1/2	0088 458 0007

COMPATIBLE ACCESSORIES:

FS BRACES



SEE PAGE 370

FS LEG PROTECTION



BRACES

82% polyester, 18% elastodiene (natural rubber), loops and back section: leather

Orange with black STIHL logo. With buttons.



Length 120 cm Width 4 cm
Order number 0000 884 1511

82% polyester, 18% elastodiene (natural rubber)

Orange with black STIHL logo. With metal clips with plastic inlay.



Length 110 cm Width 4 cm
Order number 0000 884 1510

Length 130 cm Width 4 cm
Order number 0000 884 1512

For up to date pricing, please download the STIHL app or visit www.stihl.co.uk

COMBINES VERY WELL WITH THE ADVANCE X-SHELL PEAT JACKET



FS 3PROTECT CLEARING SAW PROTECTIVE TROUSERS

Outer fabric: 65% recycled polyester, 35% cotton, lining: 100% polyester

Triple-function trousers: impact protection, and thorn and water resistance. Peat. Excellent breathability, ventilation zips on the back of the thighs, two hip pockets with zips, back pocket and tape measure pocket on the right, thigh pocket with integrated phone pocket on the left.

Sizes	W (inch)	L (inch)	Order number
XS	25-28	31	0088 458 0102
S	28-31	31 1/2	0088 458 0103
M	31-34	32	0088 458 0104
L	34-38	32 1/2	0088 458 0105
XL	38-42	33	0088 458 0106
XXL	42-46	33 1/2	0088 458 0107

COMPATIBLE ACCESSORIES:

FS BRACES



SEE PAGE 370

KNEE PROTECTORS



FS LEG PROTECTION



BRACES

82% polyester, 18% elastodiene (natural rubber), loops: leather

Black with orange STIHL logo. With buttons.



Length 110 cm Width 5 cm
Order number 0000 884 1579

82% polyester, 18% elastodiene (natural rubber)

Black with orange STIHL logo. With metal clips without plastic inlay, for an even better hold.



Length 130 cm Width 5 cm
Order number 0000 884 1576

COMBINES VERY WELL WITH THE ADVANCE X-SHELL PEAT JACKET



HS MULTIPROTECT PROTECTIVE TROUSERS FOR HEDGE TRIMMING

Outer fabric: 65% polyester, 35% cotton, lining: 100% polyester

KWF Innovation Prize 2016

Ideal for hedge trimming work. Peat. Stretch material ensures superb freedom of movement, waterproof knee and hem areas, washed-out look outer fabric, long ventilation zips on the back, trouser legs can be zipped off to 3/4-length trousers, kidney protection.

Sizes	W (inch)	L (inch)	Order number
XS	25-28	31	0088 459 0102
S	28-31	31 1/2	0088 459 0103
M	31-34	32	0088 459 0104
L	34-38	32 1/2	0088 459 0105
XL	38-42	33	0088 459 0106
XXL	42-46	33 1/2	0088 459 0107

COMPATIBLE ACCESSORIES:

FS BRACES



SEE PAGE 370

HS 2-IN-1 LEG PROTECTION



KNEE PROTECTORS



FS LEG PROTECTION



PROFESSIONAL TIP WORKING IN THE RAIN

The FS 3PROTECT has excellent water resistance, making them ideal for working in wet conditions.



COMPATIBLE ACCESSORIES

FS BRACES

82% polyester, 18% elastodiene (natural rubber), loops and back section: leather

Orange, with black STIHL logo. Elasticated braces with elasticated velcro, prevents chafing from the harness, suitable for all sizes.



Length **110 cm** Width **5 cm**
Order number **0000 884 1593**

KNEE PROTECTORS

100% polyethylene

Black, for insertion in kneepad pockets, conforms to DIN EN 14404, compatible with knee pockets of all standard work trousers.



Length **25 cm**
Order number **0000 885 1900**

FS LEG PROTECTION

65% polyester, 35% cotton

Black, patented and breathable additional impact protection for insertion in the inside leg pockets when tackling extreme jobs.



Length **50 cm**
Order number **0000 885 1801**

PATENT EP 2465369 B1[Ⓞ]

HS 2-IN-1 LEG PROTECTION

100% polyester

Black. Provides highly effective protection against cutting and pinching injuries from hedge trimmers.



Length **65 cm**
Order number **0000 885 2200**

PATENT EP 2842441 B1[Ⓞ]

For up to date pricing, please download the STIHL app or visit www.stihl.co.uk

HIGH-VISIBILITY CLOTHING

- Cut protection jackets for operating a chainsaw above belt level
- High-visibility clothing for good visibility when working on roads or train tracks, or in poor weather conditions
- High-visibility clothing for optimal protection in any weather
- High-visibility clothing for working with clearing saws or chainsaws

For up to date pricing, please download the STIHL app or visit www.stihl.co.uk



PERFECTLY SUITED TO SUMMER USE

VENT HIGH-VISIBILITY JACKET[Ⓞ]

Outer fabric: 100% polyester



²

Lightweight, elastic and breathable high-visibility jacket for summer temperatures and intense physical activity. High-visibility orange made from Mag Cool functional material, black with light thorn and abrasion protection, two breast pockets, elasticated waist for a good fit, reflective strips for good visibility.

Warning protection class 2 (EN ISO 20471)

Sizes	Chest (inch)	Order number
S	36	0088 326 0103
M	39	0088 326 0104
L	42	0088 326 0105
XL	46	0088 326 0106
XXL	49	0088 326 0107

FS PROTECT CLEARING SAW AND HIGH-VISIBILITY TROUSERS

Outer fabric: 70% polyester, 30% cotton, lining: 100% polyester



²

For working on train tracks and streets. High-visibility orange, hard-wearing outer fabric, breathable impact protection, reflective strips and long ventilation openings at the rear, loops for FS braces. The patented FS additional leg protection for extreme work conditions can be inserted inside the leg pockets.

Trousers, warning protection class 2 (EN ISO 20471)

Sizes	W (inch)	L (inch)	Order number
XS	25-28	31	0088 534 0002
S	28-31	31 1/2	0088 534 0003
M	31-34	32	0088 534 0004
L	34-38	32 1/2	0088 534 0005
XL	38-42	33	0088 534 0006
XXL	42-46	33 1/2	0088 534 0007

COMPATIBLE ACCESSORIES:

FS BRACES



FS LEG PROTECTION



SEE PAGE 370

[Ⓞ] Patented in several European countries

² It is recommended to purchase based on your typical size - jackets have room for under layers to be worn





MS PROTECT CUT PROTECTION AND HIGH-VISIBILITY JACKET ①

Outer fabric and lining: 100 % polyester



Lightweight and breathable protective jacket with good freedom of movement. High-visibility orange, high-visibility yellow, and black. Thorn protection on the elbows and shoulders. Ventilation material on the arms. Two chest pockets with zip closure, outlet opening for harness on the back with breathable ADVANCE cut protection in the chest, shoulder, arm and stomach area.

Cut protection class 1, design B (EN ISO 11393)
Warning protection class 2 (EN ISO 20471)

Sizes	Chest (inch)	Order number
S	36	0088 326 0403
M	39	0088 326 0404
L	42	0088 326 0405
XL	46	0088 326 0406
XXL	49	0088 326 0407

IDEAL FOR OCCASIONAL USE



360° MS PROTECT ALL-ROUND LEG PROTECTION

Reinforcements: 85 % polyester, 15 % cotton
Outer fabric and lining: 100 % polyester



For occasional chainsaw use or where there are multiple users. Ventilation material on the back of the thigh, zip that closes at the top, and smooth lining to make the chaps quick to put on and close, preformed knees for more comfortable wear. High-visibility orange.

Cut protection class 1, design C (EN ISO 11393)
Warning protection class 2 (EN ISO 20471)

Sizes	Waist	Length	Order number
XS-M	25" - 34"	31 - 32"①	0088 508 0000
L-XXL	34" - 46"	32.5 - 33.5"①	0088 508 0001



MS PROTECT CUT PROTECTION AND HIGH-VISIBILITY TROUSERS

Outer fabric and lining: 100 % polyester, durable material: 65 % polyester and 35 % cotton



Protective trousers made from a functional fabric blend. High-visibility orange, high-visibility yellow, and black. Ventilation material on the back of the thigh, sturdy material at the knee and lower leg. Two side pockets, one back pocket, one tape measure pocket, kidney protection, buttonable bib with bib pocket and cut high at the rear to protect against hypothermia.

Trousers, cut protection class 1, design A (EN ISO 11393)
Warning protection class 2 (EN ISO 20471)

Sizes	W (inch)	L (inch)	Order number
S	28-31	31 1/2	0088 399 0103
M	31-34	32	0088 399 0104
L	34-38	32 1/2	0088 399 0105
XL	38-42	33	0088 399 0106
XXL	42-46	33 1/2	0088 399 0107



PROFESSIONAL TIP

WARNING PROTECTION CLASS 3 IS ACHIEVED BY COMBINING:



PROTECT MS JACKET



VENT JACKET



ALLOCATION OF THE COMBINATIONS FOR WORKING WITH POWER TOOLS

Item	Protect MS Jacket	Vent Jacket
MS PROTECT CUT PROTECTION AND HIGH-VISIBILITY TROUSERS	•	•
MS PROTECT 360° ALL-ROUND LEG PROTECTION	•	•
FS PROTECT CLEARING SAW AND HIGH-VISIBILITY TROUSERS	-	•



COMBINING CLASSIFICATIONS

Under EN ISO 20471, high-visibility clothing is sub-divided into different classifications. A high-visibility waistcoat symbol on the label will clearly indicate when an item meets this standard. The table above shows the different ways of combining warning protection class 2 clothing to achieve warning protection class 3 - which is the highest visibility level.



PAGE **364**

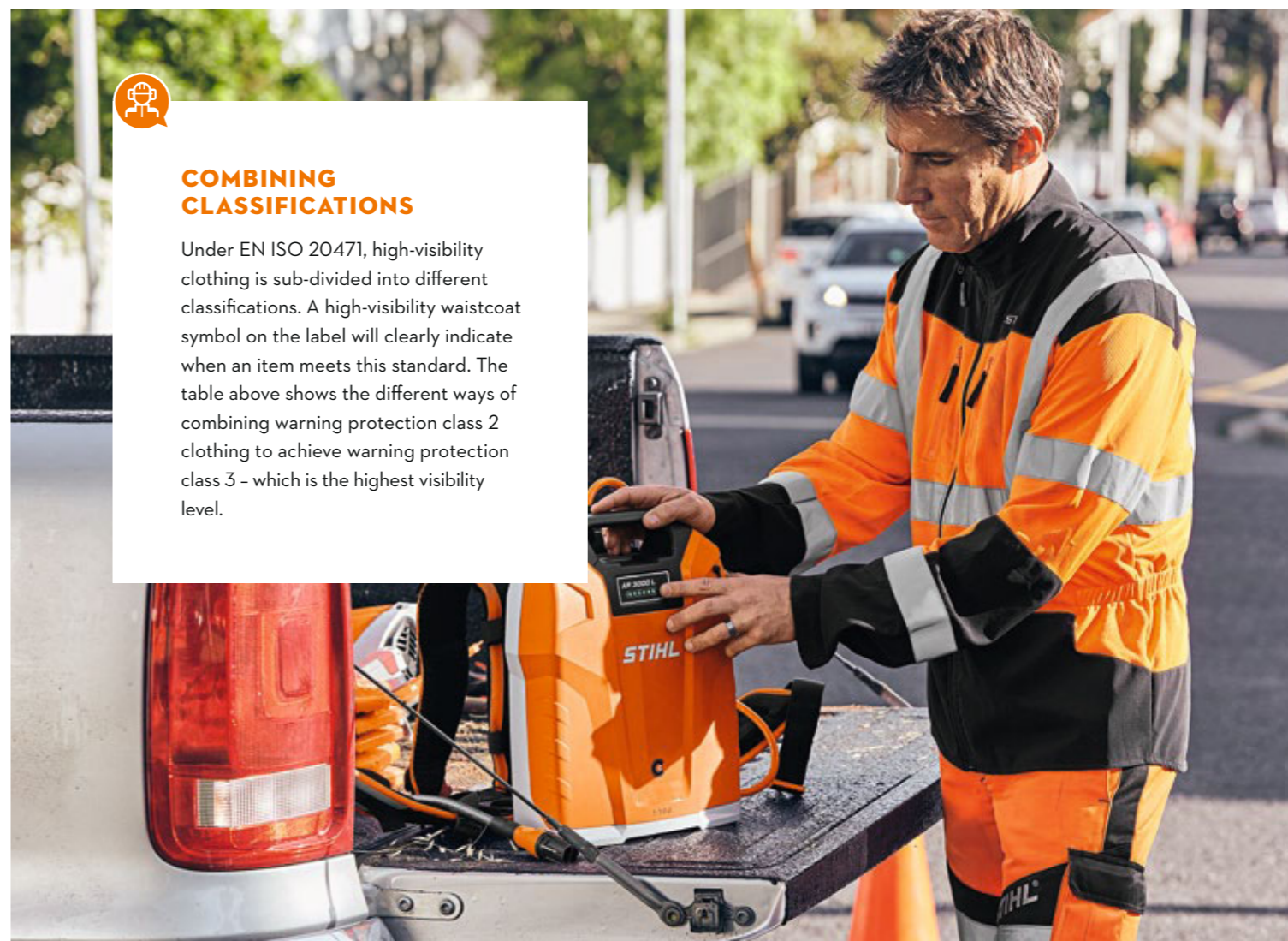
MS PROTECT ARM GUARD

Hand and Arm guard for working with chainsaws. Elasticated for freedom of movement, combined with cut protection.



For up to date pricing, please download the STIHL app or visit www.stihl.co.uk

① Measured from waistband to trouser hem
② Explanation of quality marks on page 451



WEATHERPROOF AND FUNCTIONAL CLOTHING

- Breathable, functional clothing, ideal for physically demanding work
- Protection against rain, wind and snow
- Wicks moisture from the inside to the outside

For up to date pricing, please download the STIHL app or visit www.stihl.co.uk



RAINTEC WEATHERPROOF CLOTHING

With welded seams and water-repellent zips. Black and high-visibility orange, reflective piping, EN 343 class 3 (top class) for breathability: RET < 10 m² PA/W, water column: ≥ 10,000 mm.



RAINTEC WEATHERPROOF JACKET

Outer fabric: 75% polyester, 25% polyurethane, membrane: 100% polyurethane, lining: 100% polyester



Long ventilation openings under the arms, large areas of high-visibility orange, large, reflective STIHL logo on the back, adjustable soft-shell collar, foldaway hood with brim.

Sizes	Chest (inch)	Order number
S	36	0088 554 0103
M	39	0088 554 0104
L	42	0088 554 0105
XL	46	0088 554 0106
XXL	49	0088 554 0107



RAINTEC WEATHERPROOF TROUSERS

Outer fabric: 70% polyester, 30% polyamide, membrane: 100% polyurethane, lining: 100% polyester



Ventilation zips on the thighs, side zip makes the trousers easier to put on, ventilation openings at the hip provide access to work trousers, proven thorn resistance from ACTION ARCTIC material in vulnerable areas, practical thigh pocket.

Sizes	W (inch)	L (inch)	Order number
S	28-31	31 1/2	0088 352 0003
M	31-34	32	0088 352 0004
L	34-38	32 1/2	0088 352 0005
XL	38-42	33	0088 352 0006
XXL	42-46	33 1/2	0088 352 0007

For up to date pricing, please download the STIHL app or visit www.stihl.co.uk



FUNCTIONAL T-SHIRT DYNAMIC MAG COOL

Outer fabric: 100% polyester



With MS 661 C-M graphic. Extremely functional, wicks moisture away from the body, breathable, quick-drying, odour-neutral.

Black, graphic in silver

Sizes	Chest (inch)	Order number
S	36	0088 302 0048
M	39	0088 302 0052
L	42	0088 302 0056
XL	46	0088 302 0060
XXL	49	0088 302 0064



High-visibility orange, graphic in black

Sizes	Chest (inch)	Order number
S	36	0088 302 0148
M	39	0088 302 0152
L	42	0088 302 0156
XL	46	0088 302 0160
XXL	49	0088 302 0164

GOES WELL WITH RAINTEC WEATHERPROOF TROUSERS



DUROFLEX WEATHERPROOF JACKET

Outer fabric: 100% polyester, coating: 100% polyurethane



Made from waterproof, elastic and durable material. Available in high-visibility orange. Predominantly in high-visibility orange. Water column: ≥ 5,000 mm. Breathable due to ventilation openings on the sleeve, as well as on the front and rear sections. Hood that can be stored in the collar.

Sizes	Chest (inch)	Order number
S	36	0088 554 0203
M	39	0088 554 0204
L	42	0088 554 0205
XL	46	0088 554 0206
XXL	49	0088 554 0207

① It is recommended to purchase based on your typical size - jackets have room for under layers to be worn
② Explanation of quality marks on page 451



FLEECE JACKET DYNAMIC

Outer fabric: 97% polyester, 3% polyamide



Soft, high-stretch microfleece jacket. High-visibility orange with black, breathable and quick-drying, perfect as an intermediate layer, light thorn and abrasion protection, breast pocket with zip, thumb loops, reflective chainsaw motif.

Sizes	Chest (inch)	Order number
S	36	0088 353 0003
M	39	0088 353 0004
L	42	0088 353 0005
XL	46	0088 353 0006
XXL	49	0088 353 0007



PROFESSIONAL TIP

The DUROFLEX jacket has a water column of > 5,000 mm, which indicates the level of water pressure the jacket can absorb and withstand before water penetrates the material. This means you could stand in the rain until 5000 mm has fallen before you would start getting wet.



ADVANCE FUNCTIONAL CLOTHING

Outer fabric: 60% polyester, 34% polyamide, 6% elastane

Ideal body temperature regulation, fast-drying because moisture is drawn away from the body, seamlessly woven functional zones and anti-odour, anti-bacterial properties thanks to silver ions[Ⓞ]. The close-fitting design prevents ticks from getting inside. With knitted chainsaw motif. UV protection, EN 13758-1: 50+.

Short-sleeved functional shirt

DERO-TEX[®]
STANDARD 100[®]

With round neck.



Sizes	Order number
S	0088 585 0048
M	0088 585 0052
L	0088 585 0056
XL	0088 585 0060
XXL	0088 585 0064

Long-sleeved functional shirt

DERO-TEX[®]
STANDARD 100[®]

Zip, thumb loops, ribbed padding on the shoulders, elbows and lower arms.



Sizes	Order number
S	0000 888 6048
M	0000 888 6052
L	0000 888 6056
XL	0000 888 6060
XXL	0000 888 6064

Long functional trousers

DERO-TEX[®]
STANDARD 100[®]

Thermal functional zones on the backs of the legs and the seat, ribbed padding on the knees and shins.



Sizes	Order number
S	0000 888 5948
M	0000 888 5952
L	0000 888 5956
XL	0000 888 5960
XXL	0000 888 5964

CUSTOM CLOTHING

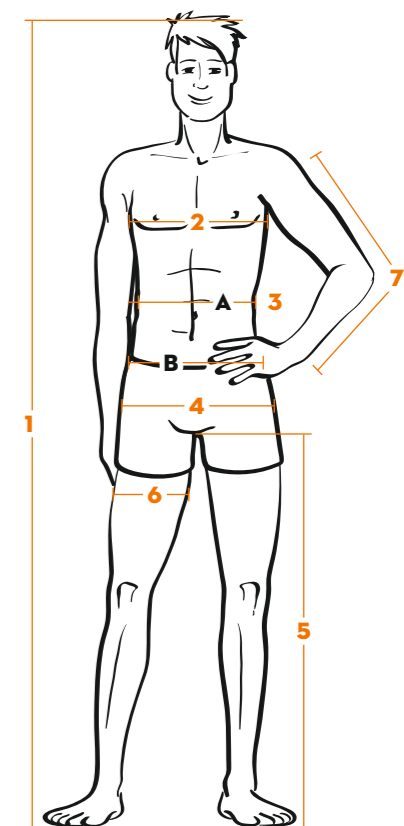
Stand upright, with a relaxed posture. Ask a second person to measure you.

For **standard clothing** the chest circumference, waist circumference, seat circumference and inseam are needed.

For **custom sizes**, we require all listed measurements. Prices and terms of delivery for custom sizes are available from your local authorised STIHL dealer.

Your jeans size - **waist** and **length** - is also a good way to estimate your correct size.

- 1 Height**
from top of head to sole of foot
 - 2 Chest circumference**
measured horizontally around the body at the widest point of the chest
 - 3 Waist circumference**
measured without pulling the tape tight
A For overalls and jackets: stomach circumference (at navel)
B For trousers: waistband circumference (at trouser waist)
 - 4 Seat circumference**
at the widest point of the seat
 - 5 Inseam**
measured from the crotch to the ground
 - 6 Thigh circumference**
at the widest point of the thigh
 - 7 Arm length**
from the shoulder edge to the knuckle via the elbow, measured with the arm bent
- Jacket length**
from the collar seam to the hem (measured from a well-fitting jacket)



INTERNATIONAL NORMAL SIZES

Protective clothing Size (order number) / Size (order number)	XS (..02)	S (..03)	M (..04)	L (..05)	XL (..06)	XXL (..07)	3XL (..08)
Body height in cm 1	170 - 176	172 - 178	174 - 180	176 - 182	178 - 184	180 - 186	182 - 188
Chest circumference in cm 2	76 - 84	84 - 92	92 - 100	100 - 108	108 - 116	116 - 124	124 - 132
Waist circumference in cm 3	62 - 70	70 - 78	78 - 86	86 - 96	96 - 106	106 - 116	116 - 126
Jeans size in inches Waist / Length	25 - 28 / 31	28 - 31 / 31.5	31 - 34 / 32	34 - 38 / 32.5	38 - 42 / 33	42 - 46 / 33.5	46 - 50 / 34

SAFETY BOOTS WITHOUT CUT PROTECTION

- For a sturdy grip and great protection with non-slip-tread sole and steel toe cap
- For working outdoors or in the workshop
- Very comfortable and protects against injury

For up to date pricing, please download the STIHL app or visit www.stihl.co.uk



NEW WORKER S3 LACED SAFETY BOOTS

High-quality, water-resistant, ultra-breathable nubuck leather upper and textile lining. Very comfortable to wear thanks to padded bootlegs, cushioned PU midsole and plush, replaceable insole, protection against perforation and lightweight design. All-around reflective materials in orange and self-cleaning, oil- and fuel-resistant treaded soles in accordance with EN ISO 20345 S3.

Sizes EU	Sizes UK	Order number	Sizes EU	Sizes UK	Order number
39	5 1/2	0088 489 0139	44	9.5	0088 489 0144
40	6 1/2	0088 489 0140	45	10.5	0088 489 0145
41	7 1/2	0088 489 0141	46	11	0088 489 0146
42	8	0088 489 0142	47	12	0088 489 0147
43	9	0088 489 0143	48	13	0088 489 0148

ACCESSORIES: SPARE LACES FOR S3 WORKER BOOTS

Order number 0000 885 1700

For up to date pricing, please download the STIHL app or visit www.stihl.co.uk

CHAINSAW BOOTS WITH CUT PROTECTION

- For the right protection when using a chainsaw
- With a steel toe cap and cut protection padding
- So you get a good grip on the floor and are firm on your feet

For up to date pricing, please download the STIHL app or visit www.stihl.co.uk



FUNCTION RUBBER CHAINSAW BOOTS

Handmade chainsaw rubber boots made from natural rubber. Self-cleaning, non-slip rubber lug soles. Adjustable textile shaft collar with drawstring, also suitable for larger calves, lightweight due to low leg height, treaded mid-sole, excellent grip thanks to the non-slip tread design of the soles.

Sizes EU	Sizes UK	Order number	Sizes EU	Sizes UK	Order number
39	5 1/2	0088 493 0139	44	9 1/2	0088 493 0144
40	6 1/2	0088 493 0140	45	10 1/2	0088 493 0145
41	7 1/2	0088 493 0141	46	11	0088 493 0146
42	8	0088 493 0142	47	12	0088 493 0147
43	9	0088 493 0143			



SPECIAL RUBBER CHAINSAW BOOTS

Handmade chainsaw rubber boots made from natural rubber. Self-cleaning, non-slip rubber lug soles. Rubber boots with a laced shaft, reflective strips, treaded mid-sole, excellent grip thanks to the non-slip tread design of the soles.

Sizes EU	Sizes UK	Order number	Sizes EU	Sizes UK	Order number
39	5 1/2	0088 493 0039	44	9 1/2	0088 493 0044
40	6 1/2	0088 493 0040	45	10 1/2	0088 493 0045
41	7 1/2	0088 493 0041	46	11	0088 493 0046
42	8	0088 493 0042	47	12	0088 493 0047
43	9	0088 493 0043	48	13	0088 493 0048

① Explanation of quality marks on page 451



FUNCTION LEATHER CHAINSAW BOOTS

Outer material made of water-resistant full-grain leather. Very comfortable thanks to breathable textile lining with padded bootlegs, durable lacing section with deep lacing hooks, excellent protection against wear and abrasions, cushioning PU midsole, excellent grip thanks to the non-slip tread design of the soles.

Sizes EU	Sizes UK	Order number	Sizes EU	Sizes UK	Order number
39	5 1/2	0088 532 0439	44	9 1/2	0088 532 0444
40	6 1/2	0088 532 0440	45	10 1/2	0088 532 0445
41	7 1/2	0088 532 0441	46	11	0088 532 0446
42	8	0088 532 0442	47	12	0088 532 0447
43	9	0088 532 0443			



DYNAMIC S3 LEATHER CHAINSAW BOOTS

Outer material made of high-quality, especially water-resistant and sustainably tanned nubuck leather. All-purpose - including on construction sites thanks to S3 protection against perforation. Highly breathable lining for good moisture-wicking, padded boot legs, durable lacing section with deep lacing hooks, easy-threading eyelets, removable ergonomic insoles, steel midsole to protect against perforation, excellent protection against wear and abrasion, cushioning PU midsole, excellent grip thanks to the non-slip tread design of the soles. Approved for the use of orthopaedic insoles in accordance with German Social Accident Insurance) DGUV Regulation 112-191.

Sizes EU	Sizes UK	Order number	Sizes EU	Sizes UK	Order number
38	4 1/2	0088 532 0138	44	9 1/2	0088 532 0144
39	5 1/2	0088 532 0139	45	10 1/2	0088 532 0145
40	6 1/2	0088 532 0140	46	11	0088 532 0146
41	7 1/2	0088 532 0141	47	12	0088 532 0147
42	8	0088 532 0142	48	13	0088 532 0148
43	9	0088 532 0143			



DYNAMIC RANGER LEATHER CHAINSAW BOOTS

Outer material made of high-quality, water-resistant cowskin leather. Superb flexing comfort, breathable textile lining with padded boot legs, excellent protection against wear and abrasions, durable lacing section, cushioning PU midsole, excellent grip thanks to the non-slip treaded soles. Approved for the use of orthopaedic insoles in accordance with German Social Accident Insurance) DGUV Regulation 112-191.

Sizes EU	Sizes UK	Order number	Sizes EU	Sizes UK	Order number
38	4 1/2	0088 532 0538	44	9 1/2	0088 532 0544
39	5 1/2	0088 532 0539	45	10 1/2	0088 532 0545
40	6 1/2	0088 532 0540	46	11	0088 532 0546
41	7 1/2	0088 532 0541	47	12	0088 532 0547
42	8	0088 532 0542	48	13	0088 532 0548
43	9	0088 532 0543	49	14	0088 532 0549



DYNAMIC RANGER GTX LEATHER CHAINSAW BOOTS

Outer material of water-resistant leather, combined with waterproof and breathable GORE-TEX® Extended Comfort membrane. Very comfortable to wear due to soft ergonomic insole, easy-threading lace eyelets, protection against wear and abrasions, excellent grip thanks to non-slip tread design of the soles, reflective strips for enhanced safety.

Sizes EU	Sizes UK	Order number	Sizes EU	Sizes UK	Order number
38	4 1/2	0088 532 0238	44	9 1/2	0088 532 0244
39	5 1/2	0088 532 0239	45	10 1/2	0088 532 0245
40	6 1/2	0088 532 0240	46	11	0088 532 0246
41	7 1/2	0088 532 0241	47	12	0088 532 0247
42	8	0088 532 0242	48	13	0088 532 0248
43	9	0088 532 0243			



ADVANCE GTX CHAINSAW BOOTS

Outer material of exceptionally water-resistant, high-quality suede from mountain cattle, for professional chainsaw jobs on hillsides and for tree maintenance. Durable lacing section with deep lacing hooks, easy-threading eyelets, waterproof and especially breathable GORE-TEX® membrane. High-quality, particularly absorbent, ergonomic removable insoles, additional water and wear protection provided by high-rise rubber edge, cushioning PU midsole, excellent grip thanks to the special non-slip-tread soles.

Sizes EU	Sizes UK	Order number	Sizes EU	Sizes UK	Order number
39	5 1/2	0088 532 0339	44	9 1/2	0088 532 0344
40	6 1/2	0088 532 0340	45	10 1/2	0088 532 0345
41	7 1/2	0088 532 0341	46	11	0088 532 0346
42	8	0088 532 0342	47	12	0088 532 0347
43	9	0088 532 0343			



DGUV REGULATION 112-191

STIHL offers an extensive range of safety boots with and without cut protection. All of our boots are distinguished by their excellent protection and are very comfortable to wear. In addition, selected models are approved for use with customised orthopaedic insoles, in accordance with DGUV Regulation 112-191. This means you can have an insole produced to suit your needs without the shoe losing its certification.

Order number	Height in cm (approx.)	DIN EN ISO 20345 S2 / DIN EN ISO 17249	Weight (kg) in size 42 per pair (approx.)	Cut-protection class	High-quality full-grain leather	Waterproof	Deep tread, self-cleaning treaded soles	Orthopaedic insole	Steel toe cap	Steel midsole	High rolling comfort	Quality mark	Suitable for studs	Suitable for crampons	Ankle protection
--------------	------------------------	--	---	----------------------	---------------------------------	------------	---	--------------------	---------------	---------------	----------------------	--------------	--------------------	-----------------------	------------------

SAFETY BOOTS WITHOUT CUT PROTECTION															
LACED SAFETY BOOTS WORKER S3	NEW	0088 489 01..	-	●/-/S3	1.3	-	-	-	●	●	●	●	●	-	-
CHAINSAW BOOTS WITH CUT PROTECTION															
FUNCTION RUBBER CHAINSAW BOOTS		0088 493 01..	32	●/●/S2	2.9	1	-	●	●	-	●	-	●	-	-
SPECIAL RUBBER CHAINSAW BOOTS		0088 493 00..	35	●/●/S2	3.1	3	-	●	●	-	●	●	●	-	-
FUNCTION LEATHER CHAINSAW BOOTS		0088 532 04..	20	●/●/S2	1.9	1	●	-	●	●	-	●	●	-	●
DYNAMIC RANGER LEATHER CHAINSAW BOOTS		0088 532 05..	20	●/●/S2	1.9	1	●	-	●	●	-	●	●	-	●
DYNAMIC S3 LEATHER CHAINSAW BOOTS		0088 532 01..	20	●/●/S3	2.0	1	●	-	●	●	●	●	●	-	●
DYNAMIC GTX LEATHER CHAINSAW BOOTS		0088 532 02..	20	●/●/S2	2.2	1	●	●	●	●	●	-	●	●	-
ADVANCE GTX CHAINSAW BOOTS		0088 532 03..	20	●/●/S2	2.5	2	●	●	●	●	●	-	●	●	-

For up to date pricing, please download the STIHL app or visit www.stihl.co.uk Explanation of quality marks on page 451

● As standard - Not available The final digits (..) of the order number used constitute binding size information in your order: 36/37/38/39/40/41/42/43/44/45/46/47/48/49/50



FACE, EAR AND HEAD PROTECTION, SAFETY GLASSES, AND WORK GLOVES

- Protects the head, ears and face from engine noise, wood chips and debris
- Adjustable face and ear protection
- Large choice of models to suit your needs
- Ear protection with Bluetooth® connectivity

£ For up to date pricing, please download the STIHL app or visit www.stihl.co.uk



EAR PROTECTORS

CONCEPT 23

Extremely lightweight, adjustable, soft pads for comfortable wear. Rotatable hearing protectors/headband.

EN 352, SNR 23 (H: 27; M: 20; L: 14)

Order number **0000 884 0539**



CONCEPT 24

Stable, breathable metal headband. Soft pads for comfortable wear.

EN 352, SNR 24 (H: 28; M: 22; L: 14)

Order number **0000 884 0541**



CONCEPT 24 F

Padded head strap, soft pads for comfortable wear, folding.

EN 352, SNR 24 (H: 28; M: 21; L: 13)

Order number **0000 884 0542**



CONCEPT 28

Stable, breathable metal headband. Soft pads for comfortable wear.

EN 352, SNR 28 (H: 31; M: 26; L: 19)

Order number **0000 884 0543**



NEW TIMBERSPORTS® EDITION

A must-have for all TIMBERSPORTS® fans! Ear protection in TIMBERSPORTS® design with padded head strap and soft pads for comfortable wear.

For adults
EN 352, SNR 28 (H: 35; M: 24; L: 17)
Order number **0000 884 0546**

For children
EN 352, SNR 29 (H: 34; M: 26; L: 18)
Order number **0000 884 0547**



£ For up to date pricing, please download the STIHL app or visit www.stihl.co.uk

EAR PROTECTORS WITH BLUETOOTH®

DYNAMIC GB 29

Suitable for a wide variety of uses, such as with a smartphone, Bluetooth® 4.0, separate AUX input, battery runtime up to 38 hours.

EN 352, SNR 29 (H: 33; M: 26; L: 18)

Order number **0000 884 0519**



NEW ADVANCE PROCOM

SMART, EFFICIENT, COMFORTABLE COMMUNICATION

ADVANCE ProCOM acts as ear protection and a communication tool, tailored specifically to the needs of professionals working in forestry and tree maintenance.

- The technology allows up to 16 people to be connected within a network, enabling users to stay in contact across distances of up to 600 m. Each headset acts as a signal enhancer, meaning wide areas can be covered.
- The high quality microphone allows for clear communication. This is important when working on challenging tasks as a team.
- Filtering can be used to dampen noise from other machinery, allowing you to work with high levels of sound insulation and noise protection.

EN 352, SNR 32 (H: 35; M: 29; L: 23)^①



- The Bluetooth® connection enables you to use a large number of phone functions without needing to take your phone out of your pocket.
- Traditional wireless devices can be integrated into the ADVANCE ProCOM communication system, so users without ear protection can also be included in the communication.

Available as a headset (like above), or as a retrofittable ADVANCE ProCOM ear defenders set for FUNCTION Universal[®] and ADVANCE X-CLIMB helmets.

Order number **0000 884 0544**



PAGE **389**

ADVANCED TECHNOLOGY - EASY TO USE

ADVANCE ProCOM is simple to use. It's easy to tell which button is which even when wearing gloves. And best of all, it can also be connected to the FUNCTION Universal[®] and ADVANCE X-Climb climbing helmet.



^① When using ADVANCE ProCOM ear protectors

^② Model no longer available. Information shown is for existing owners.



FACE PROTECTION
WITH PLASTIC VISOR**FUNCTION**

With double headband^① and four ear plugs.

EN 166, EN 352, SNR 33 (H: 32; M: 29; L: 29)^②

GPC 33, plastic
Order number **0000 884 0255**

**DYNAMIC**

With soft padded head strap and ear defenders. Enlarged visor, inner visor with anti-fog coating, additional forehead protection.

EN 166, EN 352, SNR 30 (H: 34; M: 27; L: 18)^②

GPC 30, plastic
Order number **0000 884 0253**

**ADVANCE**

Combination suitable for professionals, perfectly balanced, adjustable straps with adjustable ratchet, anti-fog coating, ear defenders can be removed depending on the job, forehead protection with ventilation slots, with polycarbonate visor. Extremely comfortable to wear and outstanding weight distribution thanks to circumferential holder system.

EN 166, EN 352, SNR 28 (H: 35; M: 26; L: 16)^②

GPC 28, plastic
Order number **0000 884 0256**

FACE/HEARING PROTECTION
WITH NYLON MESH**FUNCTION**

With double headband^① and four ear plugs.

EN 352, EN 1731, SNR 33 (H: 32; M: 29; L: 29)^②

GPA 33, nylon
Order number **0000 884 0252**

**DYNAMIC**

With soft padded head strap and ear defenders. Enlarged visor (polyamide PA), additional forehead protection.

EN 352, EN 1731, SNR 30 (H: 34; M: 27; L: 18)^②

GPA 30, nylon
Order number **0000 884 0254**

**ADVANCE**

Professional combination, perfect balance, adjustable straps with adjustable ratchet, can be worn with or without ear defenders depending on the job, forehead protection with ventilation slots, with nylon mesh (polyamide PA). Extremely comfortable to wear and outstanding weight distribution thanks to circumferential holder system.

EN 352, EN 1731, SNR 28 (H: 35; M: 26; L: 16)^②

GPA 28, nylon
Order number **0000 884 0231**

FACE/HEARING PROTECTION
WITH BLUETOOTH®**DYNAMIC**

With polycarbonate visor. Bluetooth® can be used to enjoy smartphone functions such as calls and music without needing to take your device out of your pocket.

EN 166, EN 352, SNR 29 (H: 33; M: 26; L: 18)

GB 29 PC, plastic
Order number **0000 884 0538**

**DYNAMIC**

With nylon mesh (polyamide PA). With Bluetooth® to allow you to enjoy smartphone functions such as calls and music without needing to take your device out of your pocket.

EN 352, EN 1731, SNR 29 (H: 33; M: 26; L: 18)

GB 29 PA, nylon
Order number **0000 884 0537**

EAR PLUGS

**EAR PLUGS**

Made from cone-shaped polyurethane foam with very good insulation properties. Soft material, gently fits into the ear canal, two pairs in a multibox.

EN 352, SNR 33 (H: 32; M: 29; L: 29)

GSS 33
Order number **0000 886 0411**



HELMET SETS



FUNCTION BASIC



DYNAMIC ERGO



DYNAMIC X-ERGO



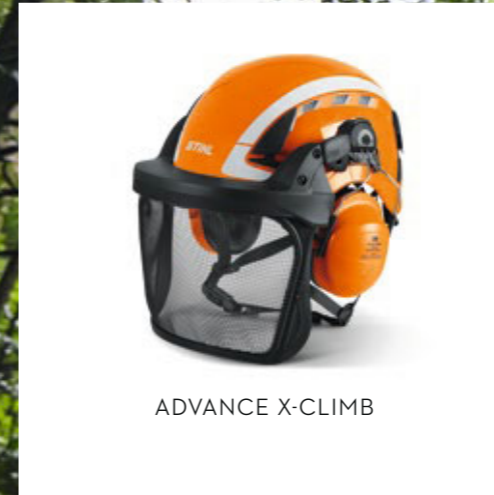
ADVANCE VENT



ADVANCE X-VENT



ADVANCE X-VENT BLUETOOTH®



ADVANCE X-CLIMB



ACCESSORIES

	Order number	Colour	Ear protection	EN number	Face protection	Helmet shell	Inner fittings	Bluetooth®	Adjustable ratchet	Ventilation	Balance	Sweatband	Quality mark	Light transmission	Rain gutter	Functionality	Internal rain protection attachment	Chin strap	Bluetooth® ear defenders set	ADVANCE ProCOM ear defenders set
FUNCTION SERIES																	ACCESSORIES®			
FUNCTION BASIC Helmet set	0000 888 0810	●	SNR 24 (H:27; M:22; L:15)	352, 397, 1731	Nylon mesh, long service life	HDPE	6-point	-	-	Slits	+	Functional textile	-	61%	●	+	○	-	-	-
DYNAMIC SERIES																	ACCESSORIES®			
DYNAMIC ERGO Helmet set	0000 888 0808	●	SNR 28 (H:34; M:25; L:18)	352, 397, 1731	Nylon mesh, long service life	ABS	6-point	-	●	Slits, adjustable	++	Functional material	●	48%	-	++	○	○	-	-
DYNAMIC X-ERGO Helmet set	0000 888 0807	●	SNR 30 (H:35; M:27; L:20)	352, 397, 1731	Metal mesh, high light transmission	ABS	6-point	-	●	Slits, adjustable	++	Functional material	●	60%	-	+++	○	○	-	-
ADVANCE SERIES																	ACCESSORIES®			
ADVANCE VENT Helmet set	0000 888 0801	●	SNR 27 (H:30; M:25; L:18)	352, 397, 1731	Metal mesh, high light transmission	ABS	6-point	○	●	Slits	+++	Functional material	●	65 - 70%	-	+++	○	○	○	-
ADVANCE X-VENT Helmet set	0000 888 0802	●	SNR 29 (H:34; M:27; L:19)	352, 397, 1731	Spring steel mesh, very high light transmission	ABS	6-point	○	●	Slits	+++	Functional material	●	75 - 80%	-	+++	○	○	○	-
ADVANCE X-VENT BLUETOOTH® Helmet set	0000 888 0806	●	SNR 27 (H:31; M:23; L:18)	352, 397, 1731	Spring steel mesh, very high light transmission	ABS	6-point	●	●	Slits	+++	Functional material	-	75 - 80%	-	+++	○	○	●	-
ADVANCE X-CLIMB Helmet set	0000 888 0812	●	SNR 28 (H:35; M:26; L:16)	12492, 397, 352, 1731	Nylon mesh, long service life	ABS	6-point	○	●	Slits	+++	Synthetic leather	●	55%	-	+++	○	●	○ ^①	○

For up to date pricing, please download the STIHL app or visit www.stihl.co.uk

● Fitted as standard
○ Optional
- Not available

+ Normal
++ Good
+++ Very good

① Explanation of quality marks on page 451
② Available as an accessory (not included in helmet set). More information is available from page 391

③ The adapter for the Bluetooth® 0000 889 8013 ear defenders set is required for use with the ADVANCE X-Climb, see page 391



UNIVERSAL CLIMBING HELMET FOR USE IN TREES AND ON THE GROUND

The ADVANCE X-Climb helmet is comfortable to wear, has great balance and provides visibility, as well as a high level of noise protection, when working in forestry environments. The helmet meets the EN 391 and EN 12492 standards, making it suitable for working in trees and on the ground.

ADVANCE X-CLIMB IN DETAIL

REFLECTIVE STICKERS for good all-round visibility

HEADBAND WITH ADJUSTABLE RATCHET for comfortable size adjustment

ELASTICATED NYLON MESH for a long service life



LARGE VENTILATION OPENINGS for great user comfort

HIGHLY INSULATING EAR DEFENDERS to reduce the noise level (SNR 28)

4-POINT CHIN STRAP with innovative, self-closing magnetic closure

SMART COMBINATION!



ADVANCE X-CLIMB



BLUETOOTH® EAR DEFENDERS SET



ADVANCE PROCOM EAR DEFENDERS SET



USE SMARTPHONE FUNCTIONS - WITH THE BLUETOOTH® EAR DEFENDERS SET^①

Connect the Bluetooth® ear defenders to your smartphone to listen to music as you work, or make phone calls using the 3-button controls without needing to take the device out of your pocket.



COMMUNICATE COMFORTABLY AND EFFICIENTLY - WITH THE ADVANCE PROCOM EAR DEFENDERS SET^②

The ADVANCE ProCOM communication solution allows up to 16 people to be connected within a network via their ear defenders, ensuring that every user is in contact with every other user within a distance of up to 600 m. When connected to your smartphone via Bluetooth®, the ear defenders can be used to conduct telephone calls or use voice assistance without needing to remove your device from your pocket.

^① The adapter for the Bluetooth® 0000 889 8013 ear defenders set is required for use with the ADVANCE X-Climb, see page 391
^② Explanation of symbols on page 331

ACCESSORIES FOR HELMET SETS



NEW

ADVANCE PROCOM EAR DEFENDERS SET

SMART, EFFICIENT,
COMFORTABLE COMMUNICATION



ADVANCE ProCOM acts as ear protection and a communication tool, tailored specifically to the needs of professionals working in forestry and tree maintenance.

- The technology allows up to 16 people to be connected within a network, enabling users to stay in contact across distances of up to 600 m. Each headset acts as a signal enhancer, meaning wide areas can be covered.
- The high quality microphone allows for clear communication. This is important when working on challenging tasks as a team.
- Filtering can be used to dampen noise from other machinery, allowing you to work with high levels of sound insulation and noise protection.
- The Bluetooth® connection enables you to use a large number of phone functions without needing to take your phone out of your pocket.
- Traditional wireless devices can be integrated into the ADVANCE ProCOM communication system, so users without ear protection can also be included in the communication.

Available as a retrofittable ADVANCE ProCOM ear defenders set for FUNCTION Universal® and ADVANCE X-CLIMB helmets (like above), or as a headset.

EN 352, SNR 31 (H:36; M:29; L:21)Ⓞ

For FUNCTION Universal® and ADVANCE X-CLIMB helmets

Order number 0000 889 8011

£ For up to date pricing, please download the STIHL app or visit www.stihl.co.uk

Ⓞ When using the ADVANCE ProCOM ear defenders set in combination with FUNCTION Universal® and ADVANCE X-CLIMB helmets

Ⓢ Model no longer available. Information shown is for existing owners.



BLUETOOTH® EAR DEFENDERS SET

With Bluetooth® connection to allow you to enjoy smartphone functions such as calls and music without needing to take your device out of your pocket. The adapter for the Bluetooth® ear defenders set is required for use with the ADVANCE X-Climb helmet set.

EN 352, SNR 29 (H:33; M:26; L:18)

For ADVANCE helmet sets

Order number 0000 889 9043

ADAPTER FOR BLUETOOTH® EAR DEFENDERS SET

For securing a metal visor and the Bluetooth® ear defenders.



For ADVANCE X-CLIMB helmet set

Order number 0000 889 8013

CHIN STRAP

For fastening the helmet set securely on the head. Prevents helmet slippage when bending down or working in areas of dense growth.



For ADVANCE helmet sets

Order number 0000 889 8007

INTERNAL RAIN PROTECTION ATTACHMENT

Reliably prevents the ingress of rain, snow or small pieces of dirt from above.



For FUNCTION Basic helmet set

Order number 0000 889 8004












For DYNAMIC helmet sets

Order number 0000 889 8009

For ADVANCE helmet sets



Order number 0000 889 8006

SAFETY GLASSES

	Order number	Glass colour	Application	Safety requirements	Ballistic protection class	Adjustable frame/arms	Side protection	Scratch-resistant	Non-fogging	Rotatable glass	100% UV protection
FUNCTION SERIES											
ASTROSPEC											
	0000 884 0369	● Ideal in bright sunlight		EN 166	F (45 m/s)	●	●	●	-	●	●
	0000 884 0368	○ Ideal in low-light situations									
NEW FUNCTION SLIM											
	0000 884 0378	● Ideal in bright sunlight		EN 166	F (45 m/s)	-	●	●	-	-	●
	0000 884 0377	○ Ideal in low-light situations									
DYNAMIC SERIES											
DYNAMIC CONTRAST											
	0000 884 0363	● Very high contrast enhancement									
	0000 884 0364	● High contrast enhancement		EN 166	F (45 m/s)	-	●	●	●	-	●
	0000 884 0365	● Ideal in bright sunlight									
	0000 884 0366	○ Ideal in low-light situations									
DYNAMIC SERIES											
DYNAMIC LIGHT PLUS											
	0000 884 0372	● Very high contrast enhancement									
	0000 884 0371	● Ideal in bright sunlight		EN 166	F (45 m/s)	-	●	●	●	-	●
	0000 884 0370	○ Ideal in low-light situations									

● As standard
- Not available

SAFETY GLASSES FOR GLASSES WEARERS

	Order number	Glass colour	Application	Safety requirements	Ballistic protection class	Adjustable frame/arms	Side protection	Scratch-resistant	Non-fogging	Rotatable glass	100% UV protection
STANDARD											
	0000 884 0367	○ Universal use, can be used with spectacles		EN 166	F (45 m/s)	-	●	●	-	-	●
ULTRASONIC											
	0000 884 0359	○ Emergency services saw, cut-off machine, ideal in low-light or dusty situations		EN 166	B (120 m/s)	●	●	●	●	-	●








NEW FUNCTION SLIM






VERSATILE SAFETY GLASSES FOR A WIDE RANGE OF APPLICATIONS

Our new FUNCTION SLIM safety glasses can be used for all types of work where eye protection is required. The lightweight design makes these STIHL's most comfortable safety glasses yet! The extra-slim arms of the glasses prevent pressure being placed on the ear and allow the glasses to be worn under ear defenders. And the curved lenses provide a wider area of protection. FUNCTION SLIM safety glasses are available in transparent and tinted design variants.



WORK GLOVES

Function	Sizes	Order number	Material	Standard	Performance levels according to EN 388: abrasion/cut/tear/perforation/ISO cut	Fit / cut	Sensitivity	Durability	Low temperature protection	Cuff	Special features
FUNCTION SERIES											
PROTECTIVE GLOVES											
FUNCTION SENSOTOUCH											
	M=9 L=10 XL=11	0088 611 1509 0088 611 1510 0088 611 1511	Knitted with nitrile dipping	EN 388 EN 420	4/1/2/1/X	+++ +++ +	-	Elastic	Suitable for operating smartphones or tablets		
FUNCTION UNIVERSAL											
	Universal size	0088 611 1410	Cowskin leather / canvas back	EN 388 EN 420	2/1/3/3/X	+ + ++	-	Open cuff	Long cuff		
DUROGRIP FUNCTION											
	S=8 M=9 L=10 XL=11	0088 611 1008 0088 611 1009 0088 611 1010 0088 611 1011	Knit with latex dipping	EN 388 EN 420	1/2/2/2/X	++ + +++ ++	Elastic	Good (wet) grip, good water protection			
COLD PROTECTION GLOVES											
THERMOGRIP FUNCTION											
	S=8 M=9 L=10 XL=11	0088 611 1208 0088 611 1209 0088 611 1210 0088 611 1211	Knit with latex dipping	EN 388 EN 420 EN 511	2/2/3/2/X	++ + +++ +++	Elastic	Good (wet) grip, good water protection			
CUT PROTECTION GLOVES											
PROTECT MS FUNCTION											
	S=8 M=9 L=10 XL=11	0088 610 0408 0088 610 0409 0088 610 0410 0088 610 0411	Cowskin leather / textile back	EN 388 EN 420 EN ISO 11393	2/1/3/1/X	+ + +++ ++	Elastic	Cut protection class 0			

Function	Sizes	Order number	Material	Standard	Performance levels according to EN 388: abrasion/cut/tear/perforation/ISO cut	Fit / cut	Sensitivity	Durability	Low temperature protection	Cuff	Special features
DYNAMIC SERIES											
PROTECTIVE GLOVES											
DYNAMIC DURO											
	S=8 M=9 L=10 XL=11	0088 611 1308 0088 611 1309 0088 611 1310 0088 611 1311	Cowskin leather	EN 388 EN 420	2/1/3/2/X	++ + +++	-	Open cuff	All-round leather		
DYNAMIC VENT											
	S=8 M=9 L=10 XL=11	0088 611 1708 Ⓞ 0088 611 1709 Ⓞ 0088 611 1710 Ⓞ 0088 611 1711 Ⓞ	Synthetic leather / textile back	EN 388 EN 420	2/1/2/1/X	++ ++ - -	Elasticated, Velcro	Light, breathable			
COLD PROTECTION GLOVES											
DYNAMIC THERMOVENT											
	S=8 M=9 L=10 XL=11	0088 611 0508 0088 611 0509 0088 611 0510 0088 611 0511	Goatskin leather / textile back	EN 388 EN 420 EN 511	3/1/1/1/X	+++ +++ ++ ++	Elastic	Breathable			
CUT PROTECTION GLOVES											
DYNAMIC PROTECT MS											
	S=8 M=9 L=10 XL=11	0088 610 0308 0088 610 0309 0088 610 0310 0088 610 0311	Cowskin leather / textile back	EN 388 EN 420 EN ISO 11393	3/1/2/2/X	++ ++ +++ ++	Elastic	Cut protection class 1			
ADVANCE SERIES											
PROTECTIVE GLOVES											
ADVANCE ERGO MS											
	S=8 M=9 L=10 XL=11	0088 611 1608 Ⓞ 0088 611 1609 Ⓞ 0088 611 1610 Ⓞ 0088 611 1611 Ⓞ	Cowskin leather / textile back	EN 388 EN 420	2/1/3/1/X	+++ +++ ++ -	Elasticated, Velcro	Breathable, reflective strips			





**EASY TO HANDLE.
POWERFUL TO USE.**

Hand tools and forestry accessories

398



2022 PRICING

For up to date pricing, download the STIHL app from Google Play or the App Store or visit www.stihl.co.uk



GTA 26

CORDLESS GARDEN PRUNER

10.8 V • 1.2 kg[ⓐ]



Cordless garden pruner with a wide range of uses. For pruning trees and shrubs, cutting up garden waste, and building with wood. With a 1/4" P - PM3 chain for high cutting power and performance. Non-slip control handle for very good ergonomics. Tool-free chain replacement and flexible protective hood for safe work, with charge-level indicator. **Working time with AS 2 battery is up to 25 minutes.**



Set GTA 26 with AS 2 and AL 1

Bar length **10 cm / 4"**
Order number **GA01 011 6917**

NEW Cut Kit 1 **2 x PM3 saw chain / 1 x Light guide bar**
Order number **3007 000 9900**



AS 2 BATTERY

Lightweight, compact and powerful 10.8 V battery. Compatible with all 10.8 V power tools from the STIHL AS System (not HSA 25). 28 Wh battery power[ⓐ], weight 0.22 kg.

Order number **EA02 400 6500**

MULTIOIL BIO

Multi-functional oil with a diverse range of uses. Can be used as a lubricant (for example with GTA 26), corrosion protection, rust protection, and creep oil. Cannot be used as a chain lubricant for MS. The oil has an eco-friendly composition, as it is produced 90% from renewable raw materials and is 90% biodegradable. Natural oil base, does not resinify.

50 ml
Order number **0782 516 8500**

150 ml
Order number **0782 516 8504**



AL 1 STANDARD CHARGER

230 V. Compatible with the STIHL AS 2 battery. With charge-level indicator (flashing LED pattern). Cable tie with Velcro tape. Wall-mounting possible.

Order number **EA03 430 2504**

HOLSTER

Enables you to carry the GTA 26 on your belt for quick access to the tool when working. The adjustable leg strap secures the holster on your thigh for more comfortable wear. The additional flap holds the GTA 26 securely in the holster

For GTA 26
Order number **GA01 490 1700**



Order number	Rated voltage (V)	Weight (kg)	Sound pressure level [ⓐ] (dB(A))	Sound power level [ⓐ] (dB(A))	Vibration level left / right [ⓐ] (m/s ²)	Bar length (cm / inches)	Chain pitch (inches)	Drive link thickness / groove width (mm)	Spare: Picco Micro 3 (PM3) Order number	Spare: Light (GTA 26) Rollomatic E Mini Order number
CORDLESS GARDEN PRUNER										
GTA 26 with AS 2 + AL 1 GA01 011 6917	10.8	1.45 [ⓐ]	77.0	86.0	2.9 / 2.8	10 / 4	1/4 P	1.1	3670 000 0028	3007 003 0101
									SAW CHAIN	GUIDE BAR

AS 2



28 Wh

BATTERY POWER[ⓐ]

CAPACITY BATTERY CHARGING TIMES: 80% / 100%



55 min / 70 min

BATTERY RANGES[ⓐ] (EXAMPLE USE)

WORKING TIME PER BATTERY CHARGE[ⓐ] (up to...)

GTA 26

When sawing branches (Ø 4 cm) up to ...



80 cuts

25 min



1/4" P - PM3 SAW CHAIN - FOR POWERFUL CUTS WITH THE GTA 26

The 1/4" P - PM3 saw chain, combined with a chain speed of 8 m/s, ensures rapid progress in your work and a neat cut. Thanks to the sprocket cover with wingnut, the chain on the GTA 26 can be changed easily and without tools. Order information for the 1/4" P - PM3 saw chain and the Light guide bar is available on pages 110 and 111.









For up to date pricing, please download the STIHL app or visit www.stihl.co.uk







[ⓐ] Weight excluding battery, but including cutting attachment
[ⓑ] K-factor according to Dir. 2006 / 42 / EC = 2,0 dB(A)
[ⓒ] K-factor according to Dir. 2006 / 42 / EC = 2,0 m/s²

[ⓐ] Weight including battery and cutting attachment, excluding charger
[ⓑ] Explanation of symbols on page 436

[ⓐ] Power capacity according to the specifications of the cell manufacturer. The actual power capacity available during operation is lower, to increase service life
[ⓑ] The values provided are estimates and may vary depending on cutting done
[ⓒ] The battery working times and area specifications for each battery charge are estimates and may vary depending on how the tool is used and what is being cut
A set is a single box including the tool, battery and charger.



	Order number	Length (cm)	Weight (g)	Branch diameter up to (mm)	Suitable for hand size	Viticulture ^①	Orchards ^②	Horticulture ^③	Garden and park maintenance ^④	Equipment
BYPASS SECATEURS^⑤										
PG 10										
	0000 881 3604	22	230	20	M L	+	+	++	+	Wire-cutting notch, single-hand clasp
PG 20										
	0000 881 3637	22	240	25	M L	++	++	++	+++	Wire-cutting notch, single-hand clasp
PG 30										
	0000 881 3638	22	255	25	M L	+++	+++	++	+++	Wire-cutting notch, single-hand clasp, sap groove
FELCO F 6										
	0000 881 8501	20	210	20	S M	+++	++	+++	++	Wire-cutting notch, single-hand clasp, sap groove
FELCO F 8 FELCO F 9 (for left-handed users)										
	0000 881 8503 0000 881 8504	21	245	25	M L	+++	+++	++	+++	Wire-cutting notch, single-hand clasp, sap groove
FELCO F 2										
	0000 881 8500	22	240	25	M L	++	++	++	+++	Wire-cutting notch, single-hand clasp, sap groove
FELCO F 7										
	0000 881 8502	21	290	25	M L	+++	+++	++	+++	Wire-cutting notch, single-hand clasp, sap groove, revolving handle
ANVIL SECATEURS^⑥										
PG 25										
	0000 881 3639	20	260	15	M L	+	+++	+	++	Single-hand clasp

	Order number	Length (cm)	Weight (g)	Branch diameter up to (mm)	Viticulture ^①	Orchards ^②	Horticulture ^③	Garden and park maintenance ^④	Equipment
BYPASS PRUNING SHEARS^⑤									
PB 10									
	0000 881 3669	60	1,000	35	+++	+++	++	++	Pull-to-cut cutting head, damper to protect the joints, holding grooves on the anvil
PB 11									
	0000 881 3670	75	1,150	35	+++	+++	++	++	Pull-to-cut cutting head, damper to protect the joints, holding grooves on the anvil
PB 20									
	0000 881 3664	80	1,125	42	++	++	++	++	Pull-to-cut cutting head, damper to protect the joints
PB 30									
	0000 881 6500	83	1,695	50	+++	+++	++	+++	Pull-to-cut cutting head, damper to protect the joints, holding grooves on the anvil
ANVIL PRUNING SHEARS^⑥									
PB 25									
	0000 881 3653	80	1,245	40	-	++	-	++	Low-impact damper
PB 35									
	0000 881 3665	80	1,460	48	-	+++	-	+++	Low-impact damper

For up to date pricing, please download the STIHL app or visit www.stihl.co.uk

+ Suitable
++ Very suitable
+++ Extremely suitable

① For additional information on bypass and anvil cuts, see from page 442
② Cutting work on vine stocks
③ Rearing, rejuvenating and harvesting cuts

④ Cutting and rejuvenating work (plants and flowers)
⑤ Cutting and rejuvenating work (shrubs and hedges)
⑥ Explanation of quality marks on page 451



MEGACUT PRUNING SAW

For quick and precise sawing. Three-sided Japanese tothing, impulse hardened, chrome-plated steel, conical blade shape, ergonomic soft handle, corrosion-resistant, with holster for mounting on either side for operation by both left and right-handed users.

With straight saw blade for all-purpose use in horticulture and landscaping.

PR 24, 24 cm/9.5" saw blade, 305 g, branches up to Ø 100 mm
Order number **0000 881 8701**



PR 33, 33 cm/13" saw blade, 370 g, branches up to Ø 150 mm
Order number **0000 881 8702**

With a curved saw blade for pressure-free sawing, including in tree maintenance work.

PR 27 C, 27 cm/10.5" saw blade, 358 g, branches up to Ø 120 mm
Order number **0000 881 8703**



PR 33 C, 33 cm/13" saw blade, 391 g, branches up to Ø 150 mm
Order number **0000 881 8704**

Made from tempered anti-corrosion carbon steel for very quick sawing, with smooth cut surfaces. Clustered teeth with clearing slots, curved beech handle.



PR 32 CW, 32 cm/12.5" saw blade, 230 g, branches up to Ø 150 mm
Order number **0000 881 4111**

HANDYCUT FOLDING PRUNING SAW

For quick and precise sawing. Three-sided Japanese tothing, impulse hardened, chrome-plated steel, conical blade shape, ergonomic soft handle, folding saw blade, corrosion-resistant.



PR 16, 16 cm saw blade / 6.3", 160 g, branches up to Ø 65 mm
Order number **0000 881 8700**

HEDGE SHEARS

For soft to extremely tough hedges and shrubs. Specially coated and corrosion-resistant serrated blades with sap grooves, tool-free adjustment of the blade connection, beechwood handle, impact absorber.



PH 10
Order number **0000 881 3671**

SUPER TURBOCUT TELESCOPIC SAW



Professional saw for use with telescopic shaft, with hard chrome-plated carbon steel that always stays sharp, high-performance cutting edge with clearing slots to prevent jamming. Bark cutter prevents tearing of bark, the hook keeps the saw in the cut. With cover for safe storage.

PR 40 CT, 40 cm/20" saw blade, 400 g, branches up to 200 mm
Order number **0000 881 4141**



TELESCOPIC SHAFT



High-strength, oval-shaped aluminium rod with clamp lever and lock for infinitely variable length adjustment. Heavy load position. Long rubber insulation on handle for a secure grip.

For PR 40 CT, 184 - 456 cm
Order number **0000 881 4113**

HOLSTER

Extremely hard-wearing cowskin, black.



For PG 10, PG 20, PG 30 and PG 25 secateurs
Order number **0000 881 3644**

3-IN-1 SHARPENING TOOL

Can be used for pruning shears and secateurs, axes and hatchets, as well as blades and household shears. Ergonomic design for ease of use and a professional sharpening result.



Order number **0000 881 9801**

SHARPENING STONE AND WHETSTONE

For pruning shears, secateurs and hedge trimmers as well as precision grinding of bush hooks, debarking irons and axes. Two-sided with coarse and fine grain, for use with oil or water.



Order number **0000 881 6001**

PLASTIC FELLING AND CUTTING WEDGES



Impact-resistant even at low temperatures. Polyamide, textured surface prevents the wedge from slipping out, in three lengths for medium and thick wood, enlarged wedge angle.

19 cm/7"
Order number **0000 881 2212**

23 cm/9"
Order number **0000 881 2213**

25 cm/10"
Order number **0000 881 2214**



ALUMINIUM FELLING AND CLEAVING WEDGES



With narrow blades for effectively penetrating wood. Three versions for small, medium and large trunk diameters, serrated edge, milled groove, smooth wedge side for easy positioning of a second wedge in the felling cut, high-quality aluminium alloy.

22 cm/9", 600 g
Order number **0000 881 2222**

24 cm/9.5", 800 g
Order number **0000 881 2223**

26 cm/10", 1,000 g
Order number **0000 881 2224**



ALUMINIUM FELLING WEDGE

With tothing for an optimum grip on the wood.

12 x 4 cm/2.5", 190 g
Order number **0000 881 2201**



ALUMINIUM CHAINSAW WEDGE



Forged, with wood and ring.

980 g
Order number **0000 890 9200**



ALUMINIUM ROTATING SPLITTING WEDGE



Highly effective splitting action due to twist. Milled groove and retaining teeth for particularly good grip on frozen wood, forged for excellent stability combined with a very low weight, round striking surface.

22 cm/9", 920 g
Order number **0000 881 2221**



PULP HOOK



For lifting, transporting and piling up plywood. Comfort handle.

FP 10
Order number **0000 881 4401**



DRAG HOOK



For dragging logs, with a ground tip for hooking into logs more easily. High-quality, hardened steel, comfort handle.

FZ 10
Order number **0000 881 2907**



HAND LIFTING TONGS



For moving wood, with an angled comfort handle. Hardened tips.

FP20, opens to 20 cm/8"
Order number **0000 881 3005**



HAND HOOKAROON



For picking up and positioning firewood, small tree trunks and discs of wood. Ash handle, German design.

35 cm/14", 500 g
Order number **0000 881 2800**















FELLING LEVERS



For tipping the tree over the felling hinge in the intended direction. With a cant hook for turning logs. Made from a special steel alloy.

76 cm/30", 1,800 g
Order number **0000 881 2701**

130 cm/51", 3,400 g
Order number **0000 881 2700**

	Order number	Length (cm)	Head weight (g)	Material axe handle	Delimiting	Felling with an axe	Lighter/mid-range cleaving (kindling, 30 cm long, Ø up to 30 cm)	Mid-range/heavier cleaving (35 cm long, Ø up to 50 cm)	Cleaving metre-length logs and heavy wood (with cleaving wedges if necessary)	Felling with a wedge (aluminium or plastic)
CLASSIC										
AX 6 FORESTRY HATCHET										
	0000 881 1969	40	600	Ash	+	-	+	-	-	-
AX 10 FORESTRY AXE										
	0000 881 1971	60	1,000	Ash	++	+	+	-	-	+
CLEAVING AXES Optimum cleaving results with minimum effort thanks to wedge-shaped head.										
AX 13 C CLEAVING HATCHET 										
	0000 881 1914	50	1,250 [ⓐ]	Ash	+	-	++	-	-	+
AX 28 CS CLEAVING AXE										
	0000 881 2014	80	2,800 [ⓐ]	Hickory	+	-	+++	+++	-	+
CLEAVING HAMMERS Forged hammerhead with reversible tip. Extra large striking surface for safer handling when driving in aluminium and plastic wedges.										
AX 30 C CLEAVING HAMMER										
	0000 881 2009	85	3,000	Ash	-	-	++	+++	+++	++
LIGHT										
AX 6 P FORESTRY HATCHET 										
	0000 881 6801	37	640	Polyamide	++	-	+	-	-	-
AX 15 P FORESTRY AXE 										
	0000 881 6701	73	1,450	Polyamide	++	++	++	+	-	-
AX 20 PC CLEAVING AXE 										
	0000 881 6602	75	1,950	Polyamide	-	+	+++	-	-	+

For up to date pricing, please download the STIHL app or visit www.stihl.co.uk

ⓐ Including 300 g impact protection sleeve
 ⓑ A retrofittable replacement handle kit with impact protection sleeve is available for these hand tools - speak to your STIHL Approved Dealer

ⓓ With nail puller
 ⓔ Explanation of quality marks on page 451

+ Suitable +++ Extremely suitable
 ++ Very suitable - Not suitable



FOREST TAPE MEASURE

Automatically self-retracting, metal casing.



Length 15 m/6"
 Order number 0000 881 0800

Length 25 m/10"
 Order number 0000 881 0801

ACCESSORIES: REFILLS

Length 15 m/6"
 Order number 0000 881 0871

Length 25 m/10"
 Order number 0000 881 0872

ECO MARKER SPRAYS

High-quality, frost-resistant and environmentally-friendly long-lasting marking colour with an intensive, luminous pigment and opacity. The adhesive agent is 100% biodegradable, permanently visible even on damp or frozen surfaces, practically odourless and extremely effective.



Can, 500 ml
 Colour Order number
 ● 0000 881 1787
 ● 0000 881 1789
 ● 0000 881 1790

WOOD MOISTURE METER

This practical, portable measuring device reliably measures the moisture not only in firewood and construction timber, but also other materials such as plaster and cement. The device also indicates the ambient air temperature. Includes four batteries (1.5 V, LR44).



Order number 0464 802 0010

LEATHER TOOL BELT

Extremely hard-wearing, long-lasting, approx. 3 mm thick cowskin leather. Double prong buckle.



Width 4 cm Length 125 cm
 Colour Order number
 ● 0000 881 0602
 ● 0000 881 0600

PRO MARKING CHALK

Marking chalk for dry and wet wood. Strong pigmentation, weather- and light-resistant, highly break-resistant.



Length 12 cm/5", 12 pieces per pack
 Colour Order number
 ● 0000 881 1500
 ● 0000 881 1501
 ● 0000 881 1503
 ● 0000 881 1504

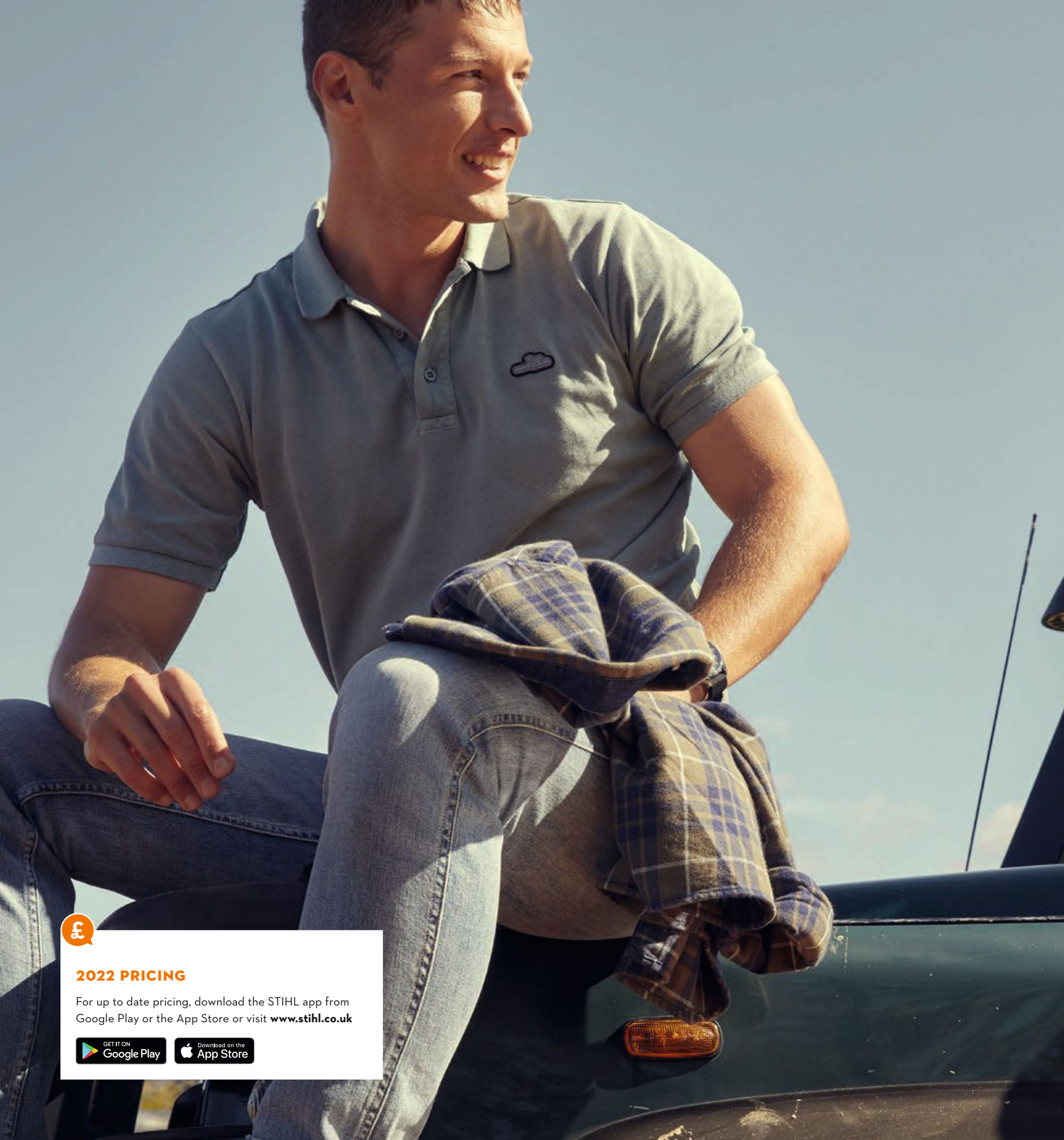
CHALK HOLDER

Highly visible colour. Metal chalk clamp, impact-resistant and very sturdy plastic housing (ABS).



For Ø 11 - 12 mm chalks
 Order number 0000 881 1602





STIHL COLLECTION

CLOTHING

Jackets	408
Sweatshirts and Hoodies	411
Shirts	413

ACCESSORIES

Socks and sliders	416
Caps and beanies	417
Gloves and scarf	420
Bags and backpacks	421
Accessories	422
Toys for children	425

STIHL TIMBERSPORTS®

CLOTHING	428
ACCESSOIRES	433



2022 PRICING

For up to date pricing, download the STIHL app from Google Play or the App Store or visit www.stihl.co.uk



STIHL COLLECTION

STIHL fans! Take a look at our extensive range of STIHL clothing, merchandise and children's toys. With brand new hoodies, t-shirts and toys, there's something here for every fan!



For up to date pricing, please download the STIHL app or visit www.stihl.co.uk



JACKETS

"LOGO CIRCLE" SOFT-SHELL JACKET MEN

96% polyester, 4% elastane



Functional warmth! Our black softshell jacket is an all-year-round companion. The grey stepped shoulder section, orange accents on the hood and side pockets, and the STIHL ElastoStart zipper are carefully selected details that make this jacket something special.

Black/grey

Sizes	Order number
S	0420 910 0148
M	0420 910 0152
L	0420 910 0156
XL	0420 910 0160
XXL	0420 910 0164

"LOGO CIRCLE" WINDCHEATER MEN

100% polyester



A sporty bomber-jacket-style windcheater with a hood and high-quality printed STIHL logo on the chest. The Vibrant Orange mesh lining contrasts with the black of the jacket for a classic STIHL look. Elasticated cuffs, zip pockets on the side and a STIHL ElastoStart zipper makes this windcheater a must-have!

Black/orange

Sizes	Order number
S	0420 910 0348
M	0420 910 0352
L	0420 910 0356
XL	0420 910 0360
XXL	0420 910 0364

"STIHL" FLEECE JACKET UNISEX

100% polyester



A classic design: this fleece jacket, made from warm, soft polyester fibre, protects against the cold whilst offering absolute ease of movement. The embroidered logo on the front and the orange seams of the sleeve hem and interior placket complement the design.

Black

Sizes	Order number
XS	0421 910 0044
S	0421 910 0048
M	0421 910 0052
L	0421 910 0056
XL	0421 910 0060
XXL	0421 910 0064

NEW "ICON" FLEECE JACKET MEN

100% polyester



This thermal fleece jacket is perfect for walks and adventures in the cooler climate. With a stand-up collar, zip pockets and a plush STIHL chainsaw badge on the chest.

Dark olive/black

Sizes	Order number
S	0421 100 0848
M	0421 100 0852
L	0421 100 0856
XL	0421 100 0860
XXL	0421 100 0864



For up to date pricing, please download the STIHL app or visit www.stihl.co.uk



KIDS



"PACKABLE" RAIN JACKET KIDS

100% polyamide

To keep little ones dry even in sudden rain showers. Our green rain jacket with orange zips is as stylish as it is practical. Elasticated cuffs prevent water from getting into the sleeves, while the hood, taped seams and high collar do the same at the top. And best of all: this rain jacket can be packed into its side pocket to form a small parcel. There's nothing like having fun in the rain!

Green		
Sizes	Age	Order number
S	5-6	0420 410 0316
M	7-8	0420 410 0328
L	9-10	0420 410 0340
XL	10-12	0420 410 0352



"STIHL" RAIN JACKET KIDS

100% polyester with polyurethane coating, waterproof

There's no such thing as bad weather when you have the STIHL children's rain jacket. This jacket has a special waterproof coating and heat-sealed seams so it will withstand any weather. Reflective front print with chainsaw, "ON DUTY" text, and STIHL logo.

Orange		
Sizes	Age	Order number
XS	3-4	0420 410 0204
S	5-6	0420 410 0216
M	7-8	0420 410 0228
L	9-10	0420 410 0240
XL	10-12	0420 410 0252



£ For up to date pricing, please download the STIHL app or visit www.stihl.co.uk

SWEATSHIRTS AND HOODIES



NEW "BLUE" HOODIE MEN

70% cotton, 30% polyester

Blue is the colour! This vibrant blue hoodie has a black hood and a dark blue STIHL logo outlined on the back.

Blue/black	
Sizes	Order number
S	0421 400 0548
M	0421 400 0552
L	0421 400 0556
XL	0421 400 0560
XXL	0421 400 0564



"ICON" HOODIE MEN

60% cotton, 40% polyester

A woven chainsaw on the left side of the chest as well as the STIHL LEGENDARY PERFORMANCE cork badge on the back.

Grey	
Sizes	Order number
S	0420 620 0648
M	0420 620 0652
L	0420 620 0656
XL	0420 620 0660
XXL	0420 620 0664



"ICON" HOODIE WOMEN

60% cotton, 40% polyester

On-trend details such as the unfinished cuff edging, small woven chainsaw on the left side of the chest, and the cork badge on the back.

Grey	
Sizes	Order number
XS	0420 620 0534
S	0420 620 0538
M	0420 620 0542
L	0420 620 0546
XL	0420 620 0550



"STIHL" SWEATSHIRT UNISEX

100% cotton

A strong design for strong personalities: this sweatshirt is made from a soft blend, adapts to the wearer's shape while always looking relaxed and casual. Wide cuffs for extra-comfortable fit.

Black	
Sizes	Order number
S	0420 900 1548
M	0420 900 1552
L	0420 900 1556
XL	0420 900 1560
XXL	0420 900 1564



"ICON" ZIP-UP HOODIE MEN

60% cotton, 40% polyester

This cosy zip-up hoodie has a woven chainsaw on the left side of the chest as well as the STIHL LEGENDARY PERFORMANCE cork badge on the back.

Grey	
Sizes	Order number
S	0420 610 1048
M	0420 610 1052
L	0420 610 1056
XL	0420 610 1060
XXL	0420 610 1064





SHIRTS



NEW
"WHITE LOGO" / "BLACK LOGO" T-SHIRT
MEN

100% cotton

A subtle STIHL fan t-shirt - this comfortable top proudly displays a shiny STIHL logo across the chest. Available in either black or white.

White		Black	
Sizes	Order number	Sizes	Order number
S	0421 300 1448	S	0421 300 1548
M	0421 300 1452	M	0421 300 1552
L	0421 300 1456	L	0421 300 1556
XL	0421 300 1460	XL	0421 300 1560
XXL	0421 300 1464	XXL	0421 300 1564



"LOGO CIRCLE" T-SHIRT
MEN

100% cotton

What is essential in every fan's wardrobe? This legendary t-shirt of course. It offers a great fit and is comfortable to wear. With large "LEGENDARY PERFORMANCE" text on the back, and a subtle STIHL logo on the left side of the chest.

Black	
Sizes	Order number
S	0420 900 0648
M	0420 900 0652
L	0420 900 0656
XL	0420 900 0660
XXL	0420 900 0664



NEW
"ORANGE" HOODIE
UNISEX AND KIDS

100% cotton

A bright, STIHL orange hoodie for both adults and children. With a large STIHL logo on the chest, you can match with your kids and show-off your pride for STIHL!

Orange		Orange KIDS		
Sizes	Order number	Sizes	Age	Order number
S	0421 400 0448	XS	3-4	0421 400 0804
M	0421 400 0452	S	5-6	0421 400 0816
L	0421 400 0456	M	7-8	0421 400 0828
XL	0421 400 0460	L	9-10	0421 400 0840
XXL	0421 400 0464	XL	10-12	0421 400 0852



"WILD KIDS" LONG-SLEEVED SHIRT
KIDS

60% cotton, 40% polyester

This long-sleeved shirt is made from a soft, snug cotton blend and kids will love the sewn-on patches featuring cool motifs such as an excavator, a chainsaw and the "WILD KIDS" logo. Stand-up collar with contrasting button placket, various cartoon-style badges, cuffed sleeves.

Grey		
Sizes	Age	Order number
XS	3-4	0420 400 0304
S	5-6	0420 400 0316
M	7-8	0420 400 0328
L	9-10	0420 400 0340
XL	10-12	0420 400 0352



"ICON" T-SHIRT
MEN

70% cotton and 30% polyester

A casual fitting, round-neck t-shirt for men - with a small woven chainsaw on the left side of the chest and cork badge on the back.

Grey	
Sizes	Order number
S	0420 600 0848
M	0420 600 0852
L	0420 600 0856
XL	0420 600 0860
XXL	0420 600 0864



"MS 500i" T-SHIRT
MEN

Grey: 90% cotton, 10% Viscose

The STIHL MS 500i is synonymous with innovation, speed and precision - exactly what this t-shirt conveys. You're sure to attract attention with the large chainsaw print on the front.

Grey	
Sizes	Order number
S	0420 900 0748
M	0420 900 0752
L	0420 900 0756
XL	0420 900 0760
XXL	0420 900 0764



"LOGO CIRCLE" T-SHIRT
UNISEX

100% cotton

Round-neck t-shirt in regular fit and high-quality jersey cotton featuring large, tonal, 3-logo print in our signature orange. The inner logo label completes the design.

Orange	
Sizes	Order number
S	0420 600 3748
M	0420 600 3752
L	0420 600 3756
XL	0420 600 3760
XXL	0420 600 3764



"LOGO CIRCLE" POLO SHIRT
UNISEX

100% cotton

Regular-fit polo shirt in cotton piqué, with side vents and ribbed cuffs with orange stripe. High-quality, slightly textured STIHL logo print on chest. Decorative flatlock seams on the inside, also in vibrant orange.

Black	
Sizes	Order number
S	0420 900 1348
M	0420 900 1352
L	0420 900 1356
XL	0420 900 1360
XXL	0420 900 1364



"ICON" POLO SHIRT
MEN

Grey - 92% cotton, 8% polyester Blue - 100% cotton

Subtle and stylish. This polo shirt has a small chainsaw on the chest and cork badge on the back.

Grey		Blue	
Sizes	Order number	Sizes	Order number
S	0420 600 1148	S	0420 600 1348
M	0420 600 1152	M	0420 600 1352
L	0420 600 1156	L	0420 600 1356
XL	0420 600 1160	XL	0420 600 1360
XXL	0420 600 1164	XXL	0420 600 1364



"STIHL" T-SHIRT
MEN

95% cotton with 5% elastane

A white round-neck t-shirt for a perfect fit, featuring a stylish STIHL logo printed on the front in orange and black.

White	
Sizes	Order number
S	0420 200 0448
M	0420 200 0452
L	0420 200 0456
XL	0420 200 0460
XXL	0420 200 0464



"STIHL" T-SHIRT
WOMEN

95% cotton, 5% elastane

A white round-neck t-shirt for a perfect fit, featuring a stylish STIHL logo printed on the front in orange and black.

White	
Sizes	Order number
XS	0420 200 0534
S	0420 200 0538
M	0420 200 0542
L	0420 200 0546
XL	0420 200 0550



"ICON" T-SHIRT
WOMEN

65% cotton, 30% polyester, 5% elastane

Casual-fit t-shirt for women. Round-necked and made from a comfortable material blend with a chainsaw logo on the chest and cork badge on the back.

Grey	
Sizes	Order number
XS	0420 600 1634
S	0420 600 1638
M	0420 600 1642
L	0420 600 1646
XL	0420 600 1650



"YOUNG WILD" T-SHIRT
KIDS

60% cotton, 40% polyester

This cheeky t-shirt for wild kids is ultra-soft and hard-wearing. The cool "YOUNG WILD & STIHL" text on the front and LEGENDARY PERFORMANCE label will quickly make it a favourite with kids.

Grey		
Sizes	Age	Order number
XS	3-4	0420 400 0104
S	5-6	0420 400 0116
M	7-8	0420 400 0128
L	9-10	0420 400 0140
XL	10-12	0420 400 0152

SOCKS AND SLIDERS



NEW
"STIHL" SOCKS
 UNISEX

80% cotton, 18% polyamide, 2% elastane

Black socks with orange stripes. Calf-length socks which sit perfectly in place without digging into your skin or slipping down. Made from a blend of materials for a comfortable fit.

Sizes EU	Sizes UK	Order number
35 - 38	3 1/2 - 5	0421 500 0438
39 - 42	5 1/2 - 8	0421 500 0442
43 - 49	9 - 11	0421 500 0446



NEW
"STIHL" SLIDERS
 UNISEX

Sole: Ethyl-vinyl acetate; band: polyurethane and polyester mesh

Whether you're in an outdoor pool, at a campsite or at home, these black and orange STIHL sliders are a must for any STIHL fan!

Sizes EU	Sizes UK	Order number	Sizes EU	Sizes UK	Order number
36 - 37	4 - 4 1/2	0420 950 0337	42 - 43	8 - 9	0420 950 0343
38 - 39	5 - 5 1/2	0420 950 0339	44 - 45	9 1/2 - 10	0420 950 0345
40 - 41	6 1/2 - 7	0420 950 0341	46 - 47	11 - 12	0420 950 0347



CAPS AND BEANIES



"HERITAGE" CAP
 UNISEX

55% cotton, 45% polyester

A trucker-style cap with a cotton front panel, Velcro size adjustment, and a mesh section to make sure your head stays cool. Features a large sewn-on badge with historic STIHL logo.

Brown	Size	Order number
	one size fits all	0420 640 0009



"ICON" CAP
 UNISEX

70% polyester, 30% wool

Our ICON cap with chainsaw embroidery on the front offers added style as well as sun protection. Snapback adjustment.

Blue	Size	Order number
	one size fits all	0420 640 0005



"STIHL" BASEBALL CAP
 UNISEX

100% polyester

This black baseball cap with large, embroidered STIHL logo will suit anyone! So it's clear from a distance - that's STIHL!

Black	Size	Order number
	one size fits all	0464 015 0030



"LOGO CIRCLE" CAP
 UNISEX

100% cotton twill; Mesh: 100% polyester

6-panel cap with large embroidered STIHL woven badge on the front and flat visor. Inner bands and visor bottom layer in orange. Open mesh structure at the back for optimum ventilation and snapback closure for size adjustment.

Black	Size	Order number
	one size fits all	0420 940 0002



"LOGO" CAP
 UNISEX

100% cotton

Black cap with shaped visor and stylish orange details such as the STIHL lettering on the front, a small year indication on the back and LEGENDARY PERFORMANCE text on the side.

Black	Size	Order number
	one size fits all	0420 940 0006



NEW
"STIHL" BOBBLE HAT
 UNISEX

100% polyacrylic

These knitted hats are real head turners and feature a large STIHL logo in the middle, a band at the bottom and bobble on top. Available in STIHL orange and a vibrant blue, these hats pair perfectly with our new hoodies for 2022!

	Blue		Orange
Size	Order number	Size	Order number
one size fits all	0421 600 0009	one size fits all	0421 600 0010



KIDS

"SAW" CAP
 KIDS

100% cotton

Cool and practical. Our grey cap with blue peak and chainsaw badge will become an ever-present favourite - and not just on sunny days.

Grey/blue	
Size	one size fits all (52 - 55 cm)
Order number	0420 440 0001



"ADVENTURE" CAP
 KIDS

100% cotton

Our cap in green with colour-contrast seams and adventure design badge on the front is super-trendy and practical even in sunny weather. This one-size-fits-all cap features a clip closure.

Green	
Size	one size fits all (52 - 55 cm)
Order number	0420 440 0005



"ADVENTURE" BEANIE
 KIDS

100% polyacrylic

Parents are always saying: "Don't forget your hat!" Well you're sure to remember our cheerful green beanie with an orange bobble. This beanie will keep any child super-warm and features an attention-grabbing "FUTURE LUMBERJACK" badge!

Green	
Size	one size fits all (48 - 56 cm)
Order number	0420 440 0002



"SAW" BEANIE
 KIDS

100% acrylic

For cooler weather, we have the perfect beanie for young adventurers. With blue and orange stripes, a dark blue band and a great orange bobble, this hat is sure to keep their ears warm.

Blue	
Size	one size fits all (48 - 56 cm)
Order number	0420 440 0000



ONLY WHILE STOCKS LAST!
"LEGENDARY PERFORMANCE" BEANIE
 UNISEX

100% polyacrylic

The striped orange and dark grey ribbed cuff and LEGENDARY PERFORMANCE label on the front give this hat a distinctive STIHL look. The soft knit fabric ensures particularly comfortable wear, without scratchiness.

Dark grey marl	
Size	one size fits all
Order number	0420 140 0001



"LOGO" BOBBLE HAT
 UNISEX

100% Acryl

A cool accessory in cold weather: beanie with orange bobble, black and white Nordic pattern and large STIHL logo.

Black/orange/white	
Size	one size fits all
Order number	0420 940 0005




"ICON" BEANIE
 UNISEX

100% polyacrylic

An iconic beanie for when you're out and about. With chainsaw patch on the band.

Black	
Size	one size fits all
Order number	0420 240 0002



GLOVES AND SCARF

"LEGENDARY PERFORMANCE" GLOVES

UNISEX

100% polyacrylic

These gloves with a two-colour ribbed look will fit your hand perfectly thanks to the soft knitted material. They also include an innovative touch function on the index fingers and thumbs, meaning you can operate your smartphone and tablet without removing your gloves.

Dark grey marl

Sizes	Order number
S	0420 150 0008
M	0420 150 0009
L	0420 150 0010
XL	0420 150 0011

**"LEGENDARY PERFORMANCE" SCARF**

UNISEX

100% polyacrylic

The knitwear accessory for the winter season. The orange-striped ribbed end section makes this otherwise classic dark grey scarf truly special - even more so because of the sewn-on LEGENDARY PERFORMANCE label.

Dark grey marl

Size	approx. 170 x 30 cm
Order number	0420 140 0002



BAGS AND BACKPACKS

KIDS**"WILD KIDS" BACKPACK**

100% polyester

Offering 7.5 l of space plus an outer pouch, this bag has ample room for everything your little one could need. The weight is well distributed by padded straps, and the material keeps the contents safe - while the stylish "WILD KIDS" design keeps it looking cool, and of course our friend the beaver is close at hand!

Blue

Size	23 x 31 x 11 cm
Order number	0420 460 0002

**"LUMBERJACK" GYM BAG**

100% polyester

I pack my gym bag and off I go...! Our colourful gym bag offers space for your gym kit and also looks great. The perfect companion for every adventure. The "CRAZY BEAVER" and "FUTURE LUMBERJACK" badges make this bag a star on any playing field.

Blue

Size	35 x 30 cm
Order number	0420 460 0007





ACCESSORIES

HISTORIC CHAINSAW MODELS

These collectors' pieces are sure to thrill any fan. Made from die-cast zinc and painted in original colours, this 1:12 scale model made by Schuco will take collectors back in time to the early years of STIHL.

Type A

Order number **0464 035 0200**

BLK type

Order number **0464 035 0210**

BLK type

Order number **0464 035 0220**

BBÜ type

Order number **0464 035 0230**

CONTRA type

Order number **0464 035 0240**

MS 500i MODEL



A genuine collector's item from Schuco! This 1:10 scale model of the innovative STIHL MS 500 chainsaw, produced from die-cast zinc and plastic parts, has been lovingly painted in original colours and is a must-have for any display cabinet.

Order number **0420 960 0001**VW T1
MODEL BUS

This detailed model of the 1955 VW T1 will set collectors' hearts racing. The VW Microbus, in a heavy die-cast zinc design, is painted in original colours and the historic STIHL design. The 1:43-scale legendary VW bus from Schuco stands on a plastic base and is protected by a transparent cover.

Order number **0464 935 0100**

LED FLASHLIGHT



Black anodised, robust aluminium 3W LED flashlight with STIHL engraving. Practical pushbutton on-and-off switch on the back of the housing. Includes three AAA batteries and strap.

Order number **0420 360 0009**"FORESTRY WORKER"
KEYRING

A unique keyring in the shape of a forestry worker: Lovingly thought-out details such as the helmet, ear protection, and chainsaw make him a new favourite accessory for any STIHL fan!

Order number **0420 960 0002**"SAFETY HELMET"
KEYRING

This keyring in a helmet shape is really eye-catching. The miniature helmet is made from sturdy acrylic, while the keyring and keychain are made from glossy galvanised steel. The practical keyholder in safety helmet design is a must for any fan!

Order number **0464 118 0020**

"CHAINSAW" KEYRING

Not without my chainsaw! Thanks to this chainsaw keyring with realistic sound effect, you can always have your favourite tool on your person. The keychain and keyring on this STIHL keyholder are made from glossy galvanised steel. Includes button batteries (replaceable).

Order number **0420 960 0003**NEW
KEY COVER

PVC key cover in the shape of a STIHL chainsaw in STIHL orange and grey, approx. 1 cm thick.

Order number **0421 600 0029**NEW
RUBBER DUCK

This squeaky duck sits 8cm high and is ready for any chainsaw challenge a bathroom may throw at him!

Order number **0421 600 0026**

FOOTBALL

100% PVC-free synthetic leather

This training ball in a classic football design offers lots of fun for big and small children alike both on the pitch and in the garden. The hand-stitched size 5 leisure ball is made from PVC-free synthetic leather and contains a seamless butyl bladder with safety valve to ensure that the ball does not go flat too soon.

Size 5

Order number **0464 936 0020**

If you're out and about with your lumberjack keyring, don't forget to take a picture and tag us in on **Instagram @stihlgb**

SET OF "STIHL" BEER GLASSES

Schedule a mates' night in! Our traditionally shaped fluted beer glasses are perfect for all speciality beers. The stable foot keeps the glasses secure and the glasses, each engraved with a vertical STIHL logo are dishwasher-safe. Pack of two.



Capacity **300 ml each**
Order number **0464 767 0010**

WOODEN STACKING TOWER GAME

Strong nerves and a steady hand are required for the STIHL edition of this classic stacking game. The stacking tower, made from FSC-certified pine, is sure to prove popular as a game of skill for young and old alike. All 54 blocks and the storage box feature a laser-engraved STIHL logo.



Order number **0464 959 0010**



STIHL MUG

Coffee or tea, cappuccino or hot chocolate? This dishwasher-safe STIHL cup in high-quality porcelain is the perfect size for your favourite drink. A must-have at breakfast or during your break!

Order number **0464 257 0000**



SET OF ESPRESSO CUPS

This set of two espresso cups, in a stylish STIHL design, makes indulging in that caffeine hit even more delightful. The cups have no handles, instead featuring a heat-insulating plastic ring to protect your fingers as you hold them.

Order number **0464 257 0040**



"CHAINSAW" BAKING TIN

Even the most committed lumberjacks can enjoy baking! This baking tin, made from heat-resistant, food-safe carbon steel, lets them whip up sweet, chainsaw-shaped cakes in no time. The interior coating ensures nothing gets burnt onto the tin. Heat resistant up to 220°C.

Size **approx. 40 x 36 x 4,5 cm**
Order number **0420 360 0000**



USB POWERBANK

This mini powerbank has a powerful integrated Lithium-Ion battery which can be used to charge small devices such as smartphones, tablets and cameras. This compact powerbank, made from a sturdy plastic, is perfect for your adventure.

Order number **0464 580 0010**



ONLY WHILE STOCKS LAST! USB CAR CHARGER

This handy USB charger slots into the cigarette lighter of your car and can be used to charge devices such as your smartphone while you drive, making the USB car adapter a great companion on longer journeys. The quick car charger is, of course, EC-certified and features two USB connections.

Order number **0464 579 0000**



"CHAINSAW" USB-STICK, 8 GB

For anyone who misses the sight of their chainsaws while at home: our chainsaw-shaped memory stick has a USB 3.0 connector and a data volume of 8 GB. The removable chain guard protects the USB connector against getting dirty.

Order number **0420 360 0008**



KIDS

TOYS FOR CHILDREN



TIM TIMBER BEAVER BY STEIFF

A friend for life! Our "TIM TIMBER" cuddly beaver toy, made by Steiff and featuring their famous button in the ear, is a hit with small children as well as their grown-ups. The soft toy is made from exceptionally soft plush, making it simply wonderful for snuggling. Can be cleaned in the washing machine at temperatures up to 30°C.

Size **approx. 22 cm**
Order number **0464 971 0200**



NEW "BEAR" PLUSH TOY

100% polyester; bandanna: 100% cotton

'Bear' is new in town and is hoping to win your heart. Cute, soft and perfect for snuggling, Bear's eager to meet new friends and show off his new bandanna... do you know anyone who might be interested?

Size **approx. 25 cm**
Order number **0421 600 0027**



ONLY WHILE STOCKS LAST! DEER SOFT TOY

Cuddle alert! This deer made from super-soft plush is guaranteed to be a favourite cuddly toy in your child's room.

Size **approx. 20 cm**
Order number **0420 460 0012**



"FSA 57" TOY BRUSHCUTTER WITH BATTERY



This toy brushcutter is a great choice for kids who enjoy the outdoors. The battery-driven toy is height-adjustable and the handle can also be individually adjusted. Best of all, it comes with a removable 'AK' battery which provides 240 minutes of working time, and the 'PolyCut blades' light up in colour during operation. Suitable for children age 3 years and older. Charging cable for battery included.

Order number **0420 460 0015**



KIDS WORK GLOVES

The tops of these protective gloves are made from an elastic fabric blend and feature a prominent STIHL logo, while the undersides are made from durable synthetic leather. They make playing outside even more fun!

Black / orange

Size

S (5-7 years) **0421 500 0804**Ⓢ

M (7-10 years) **0421 500 0805**Ⓢ

L (from 10 years) **0421 500 0806**Ⓢ



"ADVANCE VENT" TOY HELMET

Accurate replica of the STIHL ADVANCE Vent professional helmet, ABS plastic, folding visor, adjustable size, attachable ear protection, no protective function, suitable for children aged 3 and up.

Order number **0420 460 0001**



NEW "MS 500i" TOY CHAINSAW



The MS 500i chainsaw now has a baby sibling, and is ready to get to work. Featuring a moving, interchangeable child friendly chain and an LED battery level indicator. Sound effect volume can also be adjusted... a popular feature amongst parents!

Order number **0421 600 0053**



"BGA 57" TOY BLOWER WITH BATTERY



The toy blower means your children can help out with leaf blowing! The battery powered toy has three different length adjustments for the blower tube, which can also be completely removed. It has a low blowing force, a start/stop switch and best of all, it comes with a removable 'AK' battery which provides 30 minutes of working time. Suitable for children age 3 years and older. Charging cable for battery included.

Order number **0420 460 0016**



ONLY WHILE STOCKS LAST! TOY CHAINSAW



Unleash the forester in your little one with this fun chainsaw children's toy. Featuring a revolving rubber chain and chainsaw noise with adjustable volume, they can practice their pruning and felling techniques until the sun goes down. Battery operated. Batteries included.

Order number **0464 934 0000**

ACCESSORIES: REPLACEMENT CHAIN SET FOR TOY CHAINSAW (NOT PICTURED)

Four rubber chains, one tool.

Order number **0464 934 0095**



CHILDREN'S BALANCE BIKE

Balance bikes are a great way for children to learn the basics needed to ride a bike, and now they can do it in STIHL style! This grey and orange STIHL wooden balance bike is made from FSC-certified birchwood and is perfect for children from 3 to 6 years, with an adjustable height seat to suit your child.

Order number **0464 944 0000**

STIHL TIMBERSPORTS®

The STIHL TIMBERSPORTS® series is the premier league of logger sports. If you want to show your passion for this spectacular championship series when you're out and about, our fan gear is just what you need.

For up to date pricing, please download the STIHL app or visit www.stihl.co.uk



CLOTHING



NEW
"TIMBERSPORTS®" HOODIE
UNISEX

100% cotton

The orange neckline binding and the brand new STIHL TIMBERSPORTS® logo on the chest of this pure cotton hoodie will certainly help you stand out in a crowd!

Black	Order number
Sizes	
S	0464 028 0248
M	0464 028 0252
L	0464 028 0256
XL	0464 028 0260
XXL	0464 028 0264



"KISS MY AXE" ZIP-UP HOODIE
UNISEX

100% cotton

A zip-up hoodie for all situations. This hoodie features a "STIHL TIMBERSPORTS®" badge on the chest and orange contrast strips give it that something extra. This hoodie has a large kangaroo pocket.

Grey	Order number
Sizes	
S	0420 510 0248
M	0420 510 0252
L	0420 510 0256
XL	0420 510 0260
XXL	0420 510 0264


For up to date pricing, please download the STIHL app or visit www.stihl.co.uk



TUNE INTO THE LATEST TIMBERSPORTS® ACTION ON YOUTUBE.

YOUTUBE.COM/STIHLTIMBERSPORTS

Revisit your favourite competitions, discover new contests from around the world, get to know the world's best athletes and find out more from behind the scenes.



WATCH THE ORIGINAL EXTREME SPORT ON THE **TIMBERSPORTS®** YOUTUBE CHANNEL



"AXE" HOODIE
UNISEX

55% cotton, 45% polyester

A good thing made even better! Our favourite all-rounder is this grey hoodie with embossed axes on the chest. Stylish extras such as the orange hood lining, metal cord caps, and the "KISS MY AXE" badge on the sleeve make this hoodie an absolute must-have for men and women alike!

Grey	
Sizes	Order number
S	0420 520 0648
M	0420 520 0652
L	0420 520 0656
XL	0420 520 0660
XXL	0420 520 0664



"AXE WOOD" SWEATSHIRT
UNISEX

100% cotton

Throw on the "AXE" sweatshirt when the weather gets colder. Large area print with wood-effect crossed axes on the chest and "STIHL TIMBERSPORTS®" badge on the back. A must have for any fan.

Black	
Sizes	Order number
S	0420 500 2448
M	0420 500 2452
L	0420 500 2456
XL	0420 500 2460
XXL	0420 500 2464



"AXE WOOD" T-SHIRT
UNISEX

100% cotton

The round-neck "AXE WOOD" t-shirt is a staple in any wardrobe. Large-area print on the front, of crossed axes in a wood look. The "STIHL TIMBERSPORTS®" badge is on the back, so you can be seen on any platform.

Black	
Sizes	Order number
S	0420 500 2348
M	0420 500 2352
L	0420 500 2356
XL	0420 500 2360
XXL	0420 500 2364



"SMALL AXE" POLO SHIRT
UNISEX

100% cotton

This polo has a jersey quality, a 3-button placket and flat-knitted cuffs and collar in subtle black. Crossed axes embroidered on the chest and neckline binding in orange add real style.

Black	
Sizes	Order number
S	0420 500 0248
M	0420 500 0252
L	0420 500 0256
XL	0420 500 0260
XXL	0420 500 0264



"SMALL AXE" T-SHIRT
UNISEX

100% cotton

This relaxed t-shirt is made from a high-quality cotton and features the signature "STIHL TIMBERSPORTS®" crossed axes motif, printed using a raised material.

Black	
Sizes	Order number
S	0420 500 2948
M	0420 500 2952
L	0420 500 2956
XL	0420 500 2960
XXL	0420 500 2964



NEW
"LOGO VERTICAL" T-SHIRT
UNISEX

100% cotton

This white cotton T-shirt with the brand new "STIHL TIMBERSPORTS®" logo is a real statement piece for fans of the premier league of logger sports. Look great in the forest, in the office, on the sofa and anywhere else you like.

White	
Sizes	Order number
S	0421 300 0948
M	0421 300 0952
L	0421 300 0956
XL	0421 300 0960
XXL	0421 300 0964



NEW
"TIMBERSPORTS" LOGO T-SHIRT
UNISEX

100% cotton

This casual-cut shirt made from pure cotton is comfortable to wear and features the "STIHL TIMBERSPORTS®" logo proud and center.

Black	
Sizes	Order number
S	0421 300 1048
M	0421 300 1052
L	0421 300 1056
XL	0421 300 1060
XXL	0421 300 1064



NEW
"SCRATCHED AXE" T-SHIRT
UNISEX

100% cotton

Beautifully understated from the front, a clear statement from the back! This classic black unisex t-shirt features two crossed axes on the back against a STIHL orange background.

Black	
Sizes	Order number
S	0421 300 1148
M	0421 300 1152
L	0421 300 1156
XL	0421 300 1160
XXL	0421 300 1164



T-SHIRT
UNISEX

100% cotton

This t-shirt with "STIHL TIMBERSPORTS®" lettering is a must-have for all fans of logger sport. A casual-cut shirt made from pure cotton with finely ribbed round-neck collar, this piece is both striking and comfortable to wear.

Black	
Sizes	Order number
S	0420 500 0148
M	0420 500 0152
L	0420 500 0156
XL	0420 500 0160
XXL	0420 500 0164

£ For up to date pricing, please download the STIHL app or visit www.stihl.co.uk





"TEC" FUNCTIONAL TOP
UNISEX

86% polyester, 14% elastane

This breathable functional top with small orange accents will become your new favourite piece of sports clothing. Features a "STIHL TIMBERSPORTS®" logo on the chest, and waist inserts with a repeat pattern of crossed axes bordered by an orange stripe, to break up the shirt.

Grey	Order number
Sizes	
S	0420 500 2548
M	0420 500 2552
L	0420 500 2556
XL	0420 500 2560
XXL	0420 500 2564



"TEC" SHORTS
MEN

88% polyester, 12% elastane

Our "TEC" gym shorts are the perfect choice for almost any type of sport. The breathable fabric makes them very comfortable to wear, while the elastic waistband ensures the perfect fit. The pattern of small crossed axes on the sides of these shorts emphasises their technical design.

Grey	Order number
Sizes	
S	0420 530 0548
M	0420 530 0552
L	0420 530 0556
XL	0420 530 0560
XXL	0420 530 0564



"TIMBERSPORTS®"
HAND TOWEL

100% cotton

The "STIHL TIMBERSPORTS®" hand towel is perfect for sport, because its particularly soft pile is comfortable on the skin, as well as being very moisture-absorbent. At around 50 x 100 cm, this hand towel will also fit perfectly into your sports bag.

Black	Order number
Size	approx. 50 x 100 cm
Order number	0420 560 0001

ACCESSOIRES



BOXER SHORTS
SET OF 2 PAIRS
MEN

100% cotton; waistband: 5% elastane

The classic, now in a check pattern. These boxer shorts are available in two different check designs, in a set of 2 pairs. The "KISS MY AXE" lettering on the elasticated waistband completes the trendy design.

Black / red	Order number
Sizes	
S	0420 530 0848
M	0420 530 0852
L	0420 530 0856
XL	0420 530 0860
XXL	0420 530 0864



FAN SCARF

100% polyacrylic

For true fans! Black jacquard knitted scarf with knitted-in "STIHL TIMBERSPORTS®" logo and axes in orange and white.

Black	Order number
Size	approx. 150 cm x 15 cm
Order number	0420 560 0002



"AXE" CAP
UNISEX

100% cotton

This black baseball cap with grey embroidered axe can be adjusted to fit any head size using the metal clip at the back. It's the perfect companion for the coming "STIHL TIMBERSPORTS®" season.

Black	Order number
Size	one size fits all
Order number	0420 540 0013



"KISS MY AXE" TRUCKER CAP
UNISEX

100% polyester

From the streets to the woods: this classic trucker cap can be worn anywhere. In high-contrast black and white, the cap draws attention with the cool "KISS MY AXE" logo that adorns the front panel. This baseball cap is size-adjustable using a snapback closure.

Black / white	Order number
Size	one size fits all
Order number	0464 021 0050



"TIMBERSPORTS®"
BASEBALL CAP
UNISEX

100% cotton

Pared back to the essentials! This black "STIHL TIMBERSPORTS®" baseball cap made from pure cotton is stitched with a large "STIHL TIMBERSPORTS®" logo. It's an unobtrusive statement accessory for any visit to the championships!

Black	Order number
Size	one size fits all
Order number	0464 021 0084



"COMPACT" SPORTS BAG



Our sports bag can fit everything you need when playing sports. The bag can be carried in your hand using the short handles, or directly on your shoulder using the length-adjustable strap. The subtle "STIHL TIMBERSPORTS®" emblem completes the look of this bag.

Black
Size **25 x 50 x 23 cm**
Order number **0420 560 0006**

ONLY WHILE STOCKS LAST! SPORTS BAG



Keep everything close to hand - during training, competitions, or at the gym: this "STIHL TIMBERSPORTS®" sports bag is always the perfect companion. Thanks to the large main compartment, closable interior compartment, and additional shoe compartment, everything has its place in this training bag.

Black
Size **60 x 30 x 30 cm, approx. 54 l volume**
Order number **0420 560 0000**



SEAT CUSHION

Even the most hardcore fan likes to be comfortable! That makes our cookie seat cushion the perfect accessory for any competition! Practical design with Velcro and hanging loop.

Brown
Size **Ø 34 cm**
Order number **0464 765 0010**



NEW TIMBERSPORTS® EDITION

A must-have for all TIMBERSPORTS® fans. Ear protection in TIMBERSPORTS® design with padded head strap and soft pads for comfortable wear.

For adults
EN 352, SNR 28 (H: 35; M: 24; L: 17)
Order number **0000 884 0546**

For children
EN 352, SNR 29 (H: 34; M: 26; L: 18)
Order number **0000 884 0547**



COFFEE-TO-GO CUP

The coffee-to-go cup made from porcelain in "STIHL TIMBERSPORTS®" design not only looks great but is also practical: with a volume of 300 ml and a lid and sleeve made from insulating silicone, this reusable coffee cup will keep your favourite drink hot.

Black
Order number **0464 283 0000**



WRISTWATCH

This wristwatch in "STIHL TIMBERSPORTS®" design is a must-have for outdoor activities. The housing, made from solid stainless steel, nylon strap, and watch glass made from hardened Crystex make this sports watch particularly robust. Its minimal design means it can also be worn as a classic men's watch. Made by Jacques Lemans.

Order number **0464 585 0040**



TECHNOLOGY HIGHLIGHTS IN DETAIL

BATTERY-POWERED TOOLS

Cordless models

STIHL power tools that feature innovative cordless technology are indicated by a battery symbol. By means of the added battery-type designation, this symbol illustrates which of the various cordless systems each product belongs to. All batteries contain only selected lithium cells. They can be fully recharged up to 1,200 times with only a slight loss of capacity. The precise designation is based on the battery type and area of application as well as the type of battery build and performance.

AI Power tools in the AI Line feature a built-in Lithium-Ion battery and are charged using mains voltage. For added convenience, the charge status can be displayed by means of four LEDs.

AS For models in the AS System, a type AS Lithium-Ion battery is used across all power tools. For added convenience, at the push of a button the charge status can be displayed by means of four LEDs on the power tool (except on the HSA 25).

AK For devices in the AK System, three AK Lithium-Ion batteries can be interchangeably used in all power tools across the range (exceptions apply - see page 34). For added convenience, the charge status can be displayed by means of four LEDs.

AP The AP System covers very high-performance battery-powered tools for daily professional use, such as those used in landscaping, garden maintenance, and tree maintenance. AP and AR L batteries, which are compatible with AP System power tools, deliver additional power and long battery life. An overview of the batteries recommended for AP System power tools can be found on pages 60 - 61.

Battery quick-charge system

The charging process used in our quick chargers shortens the total charging time needed by up to 30% compared with a standard charger that uses the same charging current. The process also guarantees gentle charging without overloading the battery.

Activation key



Tools in the AI Line have an activation key as standard. Removing the key shuts off the power supply to the power tool. The power tools can be cleaned, stored and transported in this state.

STIHL EC technology



The brushless electric motor (EC) from STIHL is energy-efficient and almost wear-free thanks to features including the upstream STIHL EC electronics. As an intelligent switching centre, it detects the battery plugged into the tool at any point in time, and supplies the EC engine with the right power output for the battery. This ensures that the tool always has the optimum power output available - and does so consistently throughout the battery draining process.

Use in the rain



All battery-powered tools in the STIHL AP System have been designed for professionals and daily use, including in adverse weather conditions. All products with this symbol can therefore be used in the rain. The tool has been certified as splash-proof following extensive and demanding internal testing.



STIHL battery-powered tools with this symbol are also certified according to the IPX4 protection rating. The standard confirms that the products are resistant to water splashing from any direction, as already certified by internal testing.

Keep the batteries out of salty environments and away from contaminated liquids. Dry the battery and tool after use. In general, chargers should only be used in dry areas.

Use without ear protection



Cordless technology makes these tools ideal for noise-sensitive areas such as hospital gardens, parks and residential areas. Please note the information in the user manual.

CHAINSAWS AND POLE PRUNERS

PETROL CHAINSAWS

Master control lever

All functions, such as start, run and stop, can be operated with just one hand.

Electrically heated handles



Electrically heated handles keep your hands warm, which means better grip and greater ease of use in winter. No-maintenance, wear-free heating strips in the front and rear handle can be activated via a switch as required to keep the handles warm and dry.

Electric carburettor heating



The electrically heated carburettor (V) with temperature-dependent on and off control prevents the carburettor from icing up in winter mode.

Ergonomic handle design

Allows easy handling of the saw in any working position.

Felling guide

Raised lines that act as a felling guide have been integrated into the chainsaw design for better directional control during felling.

HD2 filter



The HD2 filter is made from polyethylene filter material with up to 70% finer pores than fleece and polyamide filters. As a result, it even traps very fine dust. It is also oil- and water-repellent. The PET-covered round filter cartridge with quick-release lock enables the filter to be assembled and disassembled in next to no time, and without needing to use tools.

Rear hand guard

Protects the user's rear hand against branches or parts of the saw chain if they come off or break.

Compensator

This keeps the fuel-air mix constant even when the air filter becomes increasingly dirty.

Long-life air filter system

A STIHL chainsaw with long-life air filter system features both routing and a HD2 air filter. This arrangement means a significantly longer filter service life than in traditional filter systems. A long-life air filter system ensures a long service life for the engine and prevents premature wear to the pistons and cylinder, as well as protecting against contamination of the combustion air drawn in.

Magnesium piston

In a world first, STIHL has built a magnesium piston into the MS 400 C-M. It weighs 20 g less than a comparable aluminium piston, corresponding to a weight reduction of 25% purely from this central component. The use of this lightweight material along with light construction throughout means the MS 400 C-M has a motor weight of just 5.8 kilograms, resulting in a remarkable power-to-weight ratio of less than 1.5 kilograms per kilowatt. At the same time, the new component also gives the machine an extraordinarily high maximum speed, helping you make quick progress in your work, particularly when delimiting.

Manual fuel pump



STIHL chainsaws and pole pruners with a manual fuel pump feature an improved start-up sequence and require a reduced number of starting pulls. Pressing the primer fills the carburettor control chamber with fuel. This ensures that there is sufficient fuel present to create an ignitable air-fuel mix on starting, requiring significantly fewer starting pulls.

Controlled-delivery oil pump

Different bar lengths, wood types and work techniques require different amounts of oil. The controlled-delivery oil pump allows the user to adjust the amount of oil based on exactly what is needed.

Side-mounted chain tensioning



Side-mounted chain tensioning makes it easy to tension the chain safely.

Plunge guide



For better directional control during plunge cutting jobs, a raised line that acts as a plunge guide has been integrated into the design of the chainsaw body.

STIHL 2-MIX engine



The STIHL 2-MIX engine is both powerful and economical. Separating the exhaust emissions from the unburnt gas minimises flushing losses, thereby increasing power output while reducing consumption.

STIHL anti-vibration system




Precisely calculated buffer zones minimise the transfer of engine and saw chain vibrations to the front and rear handles. This means the chainsaw runs noticeably more smoothly. This allows the user to save their strength and work longer.

STIHL ElastoStart



Due to the compression pressure, shock loading occurs when starting combustion engines. The damping element in the STIHL ElastoStart special shock absorber grip alternately absorbs and releases force according to the compression pattern. The result is smooth, even starting.

STIHL ErgoStart



An even pull on the starter cord tensions the spring against the compression pressure. Stresses caused by jerky movements are avoided. The spring automatically releases the stored energy to the crankshaft, starts it moving and ensures that the engine will start reliably. This allows the starter cord to be pulled two-thirds slower and with less force.

STIHL Injection

Injection technology enables very easy operation. The combi-lever is no longer required - all the user needs to switch off the tool is a stop button. Fully electronic engine management with sensor-supported characteristic mapping guarantees outstanding engine performance and excellent acceleration in all usage conditions. The control unit uses real-time measurement to calculate the precise fuel quantity and ideal ignition timing. Fuel is injected directly into the crankcase by the injection valve. The unique combination of lightweight engineering and cutting-edge engine technology ensures the best power-to-weight ratio in the market, combined with a compact design.

STIHL Quick Chain Tensioning



The saw chain can be tensioned quickly and easily simply by turning the adjusting wheel. Turn the adjusting wheel to the left to loosen the saw chain, turn it to the right to tighten the saw chain. The guide bar is automatically secured in place when the sprocket cover is re-tightened.

STIHL M-Tronic



Fully electronic engine management regulates the ignition timing and fuel metering in all operating states, taking into account external conditions such as temperature, altitude and fuel quality. It consistently ensures optimum engine performance, constant maximum engine speed and very good acceleration. No manual carburettor adjustment is necessary with M-Tronic. For a cold start STIHL M-Tronic only needs one start position on the combi-lever. After starting, you can immediately power up to full speed. The amount of fuel required is precisely calculated by the system and supplied as needed. Otherwise you start as usual in position I. M-Tronic also remembers the settings from the last time the tool was used. So when external conditions are the same, full engine performance is available immediately after you restart.

Stop button function



After the machine is turned off, the control lever immediately moves back into its operating position. This allows a warm machine to be started again immediately.

Transparent fuel tank

Allows the user to quickly and easily check the fuel level without having to open the fuel tank.

Routing



Routing in STIHL chainsaws serves to pre-clean the air, thereby taking a significant strain off downstream filter systems. The intake air is first set into rotation by the fan; the larger and heavier particles that have also been picked up are propelled outwards in this process. The pre-cleaned air is then conveyed behind the fan wheel via the routing channel to the air filter, i.e. the HD2 air filter in the chainsaw. The routing process is easy to maintain and user-friendly, with no special care required.

Tool-free fuel caps

Special caps allow you to open and close the tank caps quickly, easily and without tools.

ELECTRIC CHAINSAWS

Overload protection




In case of overload, the electric motor switches off automatically to protect against damage from overheating. On the MSE 141 an overload button is activated. If the knob is pressed after a short period of waiting, the machine can be restarted.

CUTTING ATTACHMENTS

SAW CHAINS

Hardened rivets



Every rivet in a STIHL saw chain is induction-hardened, a process that alters the properties of the metal. The rivets therefore become harder and more resistant to wear.

Smooth joint borings

A special stamping technique is used to provide STIHL joint borings with a mirror-smooth finish. This improves the running properties of the chain and increases service life.

Hard chrome coating



All STIHL chainsaw teeth are made of special steel. A chrome coating is galvanised onto the cutter top plates for high resistance against wear. This means the teeth stay sharp for longer.

Stretching

The final production step for every STIHL saw chain involves exposure to a high and constant tensile load. During first use, this "stretching" reduces any subsequent elongation of the chain to a minimum, as well as increasing its durability and minimising wear and tear.

STIHL Oilomatic lubrication system

Narrow oil channels in the saw chain links funnel chain lubricant directly into the wearing joints of the chain. Recesses in which chain lubricant can collect are stamped into both ends of the drive links. This allows better distribution of the oil over the sliding surfaces of the guide bars and improves lubrication by 10% as compared to tools without recesses on both ends.

GUIDE BARS**Replaceable bar nose**

Should the bar nose wear out, it can be easily replaced, including the roller bearings (on Rollomatic ES and Rollomatic ES Light guide bars).

Lightweight guide bars

The STIHL E Light and ES Light lightweight guide bars differ in their design. The E Light guide bars are made of electrically welded steel plates, extensively hollowed out and filled with fibreglass-reinforced polyamide. This makes the bars particularly light. With ES Light bars, the spaces are cut out and then welded using a special laser process. This produces an extremely stable hollow body with a rigid outer structure and substructure. Both designs offer appreciable savings in weight and improved chainsaw balance. Your chainsaw's centre of gravity shifts towards your body, noticeably reducing the load on your spine.

Bar length

The actual cutting length is shorter than the specified bar length and varies depending on the chainsaw model.

STIHL Ematic System

Compared to conventional cutting attachments without Ematic, the STIHL Ematic system reduces the consumption of chain lubricant by up to 50%, depending on the type of wood and the cutting attachment used. The system comprises a STIHL Ematic or Ematic S guide bar, a STIHL Oilomatic saw chain and a variable-flow or reduced-flow oil pump in the chainsaw. It results in virtually every drop of chain lubricant being delivered to precisely where it's needed.

Sprocket nose with sealed roller bearings

The sealed bearings prevent corrosion by blocking out dirt and grime. Less maintenance is required because the lubrication included lasts for the entire life of the guide bar. This increases the service life of the bearings by up to 80% compared to open bearings with an oil hole. The sprocket nose is replaceable.

HEDGE TRIMMERS AND LONG-REACH HEDGE TRIMMERS**Screw-on tip protector**


This T-shaped component made from sheet steel is attached to the end of the cutter bar with two screws. It protects the blade from contact with the ground or wall and can be replaced easily if it becomes worn.

Lightweight gear system

Magnesium is an important material in STIHL tools. It is around a third lighter than aluminium and features high strength in relation to its weight. In comparison to other metals, magnesium can be processed very precisely in the die-casting process, for example in engine casings. This makes it just the right material from which to design and manufacture a lightweight yet robust gearbox unit. It can also be recycled - worn-out parts can be melted down and reused with no loss of quality.

Manual fuel pump

STIHL petrol hedge trimmers and long-reach hedge trimmers with manual fuel pumps are easier to start, as they require fewer pulls on the starter cord. Pressing the primer fills the carburettor control chamber with fuel. This ensures that there is sufficient fuel present to create an ignitable air-fuel mix on starting, requiring far fewer starting pulls.

STIHL ErgoStart


A smooth pull on the starter cord tensions the spring against the compression pressure. Stresses caused by jerky movements are avoided. The spring automatically releases the stored energy to the crankshaft, starts it moving and ensures that the engine will start reliably. This allows the starter cord to be pulled two-thirds slower.

Tool-free fuel caps

Special caps allow you to open and close the tank caps quickly, easily and without tools.

HEDGE TRIMMERS**Rotating multi-function handle**

The rotating control handle allows an optimum grip position for every job - for simple and reliable operation.

Pruning version (R), HS 82 R and HSA 94 R

For extensive pruning or clearing of large, thick hedges:

- Wide tooth spacing
- Large teeth
- Gear ratio coordinated for high cutting power

Trimming version (T), HS 82 T and HSA 94 T

For perfect trimming and contouring:

- Narrow tooth spacing
- Small teeth
- Gear ratio tailored for a high stroke rate

LONG-REACH HEDGE TRIMMERS**Shaft lengths as needed**

Long-reach hedge trimmers with long shafts are primarily used for high and wide hedges. The shorter K versions with extended shaft handle are handy tools for working on hedges that are low to the ground.

STIHL ECOSPEED

With the STIHL ECOSPEED function, you can use your long-reach hedge trimmer in a more economical operating mode. Simply turn the wheel to the minus position to reduce the maximum engine speed. This keeps your long-reach hedge trimmer running at part throttle; however, despite this limited setting, you can shift to full throttle when necessary by pressing the throttle trigger. Operating at part throttle reduces fuel/energy consumption and means you can work for much longer on one tank of fuel or a single battery charge.

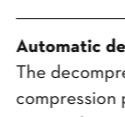
Quick-release cutter bar adjustment system

The cutter bar can be adjusted in two directions, by up to 130° (HL 91), up to 145° (HL 94, HL 135), up to 115° (HLA 66, HLA 86), up to 135° (HLA 56), up to 125° (HLE 71),

and can also be folded and locked parallel to the shaft for transport.

Loop handle

The compact loop handle is made from durable black polymer. The nearly 180° curve allows the handle to be adjusted to different positions, particularly when working in areas where space is limited.

KOMBISYSTEM AND MULTISYSTEM**Automatic decompression**

The decompression system reduces the compression pressure and thereby also the effort required to pull the starter cord, so the engine can be started more easily.

Loop handle (R) with barrier bar

The barrier bar on the loop handle prevents feet and legs from coming too close to the moving blades or mowing heads.

Quick-release coupling with tommy screw

The innovative quick-release coupling feature enables all KombiEngines and KombiTools to be quickly separated and reassembled - no tools required.

CONCRETE CUTTERS AND CUT-OFF MACHINES**STIHL 2-MIX engine**

The STIHL 2-MIX engine is both powerful and economical. Separating the exhaust emissions from the unburnt gas minimises flushing losses, thereby increasing power output while reducing consumption.

STIHL ElastoStart

Due to the compression pressure, shock loading occurs when starting combustion engines. The damping element in the ElastoStart special shock absorber grip alternately absorbs and releases force according to the compression pattern. The result is a smoother start.

CONCRETE CUTTERS**Rubber guard**

When cutting walls, the large rubber guard protects the engine casing when the guide bar is fully submerged.

CUT-OFF MACHINES**Electronic water control**

The user can activate the electronic water control system by pressing a button while the engine is running. The water then switches on and off during cutting automatically, depending on the engine speed. The water volume can be regulated by simply pressing the plus/minus buttons. The result: perfect dust suppression at the push of a button. The memory function ensures that after the engine is restarted, the same amount of water is automatically supplied as was set for your most recent application. Users can restart work immediately without having to apply any settings, even after long breaks.

Semi-automatic belt tensioning

Gentle, consistent re-tensioning increases the service life of the belts and bearings.

Long-life air filter system with cyclone air routing

The innovative cyclone routing system means no more daily filter cleaning and an extremely long filter service life. It ensures that, even during the first filtering stage, approximately 80% of dust particles in the air are removed. Unlike conventional systems, these particles do not collect in the foam filter, but are separated by the cyclone routing system and vented back into the outside air.

Quick-mounting system

This system allows for quick and easy mounting and dismounting of the cut-off machine on the STIHL cart. No tools are required.

Protection segments in abrasive cutting wheels

When cutting asphalt, the protection segment protects the other segments from excess wear affecting the laser weld that joins the segments to the steel blade. In addition, the protection segments prevent uneven wear to the left and right of the segments, meaning that the cutting wheel is prevented from jamming when cutting.

STIHL Injection

Injection technology enables very easy operation. The combi-lever is no longer required - all the user needs to switch off the tool is a stop button. Fully electronic engine management with sensor-supported characteristic mapping guarantees outstanding engine performance and excellent acceleration in all usage conditions. The control unit uses real-time measurement to calculate the precise fuel quantity and ideal ignition timing. Fuel is injected directly into the crankcase by the injection valve. The unique combination of lightweight engineering and cutting-edge engine technology delivers the best power-to-weight ratio on the market, combined with a compact design.

Tool-free fuel cap

The fuel cap is easy to open with a press and turn motion even when wearing gloves. Thanks to its design and the double seal, the fuel cap cannot be opened accidentally and dirt particles cannot get into the fuel tank.

STIHL QuickStop cutting wheel brake

If the operator uses enhanced guard adjustment during cutting, the cutting wheel can be accessed at the top. In this working method, the user is supported by the STIHL QuickStop cutting wheel brake. If sufficient resistance results in kickback, the cutting wheel is stopped in a fraction of a second, triggered by a sensor.

Cutting depth adjuster

This allows for precise adjustment of the cutting depth from the upper handlebar.

ROBOTIC MOWERS, LAWN MOWERS, RIDE-ON MOWERS AND AERATORS**ROBOTIC MOWERS****Dynamic mowing plan**

The iMOW® robotic mower's weekly active time is displayed and organised in the dynamic mowing plan. Within this active time, robotic mowers perform their work and charge their batteries on a flexible basis. If they interrupt mowing due to rain for example, they independently complete the task later within the specified timeframe.

LAWN MOWERS**Blade-brake coupling**

Blade-brake coupling is used in the top-of-the-range petrol-driven lawn mower models. It uncouples the blade from the engine in such a way that the lawn mower drive can be used without the blade operating. The grass catcher box can also be emptied without the engine needing to be restarted. In addition, blade-brake coupling guarantees effective crankshaft protection.

Comfort handlebar

Comfort handlebars can be adapted to different user heights with no need to use tools, enabling ergonomic working. The foldable stem of the handlebar means that lawn mowers with this feature can be transported easily and take up less space for storage. This special design also makes it easy to remove the grass catcher box.

Multi-blade

The shape of the multi-blade enables cuttings to be caught, ejected, or mulched - meaning it's no longer necessary to change the blade. The blade shreds the grass and passes it on in an air stream or - for mulching - distributes it evenly over the green area.

Fill-level display

The airflow generated by the blade raises the fill-level display. If the basket is full, the airflow stops. If there is too little airflow, the fill-level indicator returns to an idle state, indicating that the collection box needs to be emptied. The fill-level indicator will only work without restriction if there is optimum airflow. External influences such as wet, dense or tall grass, low cutting levels, dirt or similar may restrict the airflow and prevent the fill-level display from functioning properly.

Super-soft handle

With its pleasant feel, the ergonomic super-soft handle ensures a comfortable mowing experience, while also preventing signs of fatigue.

Vario wheel drive

The speed of the wheel drive can be adjusted regardless of the engine speed, meaning that the cutting and catching performance remain constant. The drive features infinitely variable adjustment, controlled via a lever on the bar or on the comfort handlebar.

RIDE-ON MOWERS**Torsional vibration dampener**

The torsional vibration dampener reduces the level of vibration that occurs – not only on the seat but also on the steering wheel and the footboard.

GRASS TRIMMERS, BRUSHCUTTERS AND CLEARING SAWS**Automatic decompression**

The 4-MIX® decompression system reduces the compression pressure and thereby also the effort required to pull the starter cord, so the engine can be started more easily.

STIHL ECOSPEED

With the STIHL ECOSPEED function, you can use your brushcutter in a more economical operating mode. Simply turn the wheel to the minus position to reduce the maximum engine speed. This keeps your long-reach hedge trimmer running at part throttle; however, despite this limited setting, you can shift to full throttle when necessary by pressing the throttle lever. Operating at part throttle reduces fuel/energy consumption and means you can work for much longer on one tank of fuel or a single battery charge.

Ergonomic bike handle

The bike handle enables a natural sweeping movement when mowing and is always the best choice for mowing larger areas. Combined with an ADVANCE PLUS universal forestry harness and the appropriate tool, mowing is even easier.

Mowing lines

Mowing lines are available in different shapes and strengths for different applications. Some of our mowing lines feature a spiral groove which makes them quieter than conventional round mowing lines. The indentations in the surface of the line interrupt the otherwise uniform air stream. This generates turbulence, so the whistling effect is reduced and mowing becomes considerably quieter.

Bike handle adjustment

The central clamp enables the ergonomic bike handle to be easily adjusted without tools to suit the height of the user. The handle can be rotated by 90°, making it more compact for transport and storage.

STIHL 2-MIX engine

The STIHL 2-MIX engine is both powerful and economical. Separating the exhaust emissions from the unburnt gas minimises flushing losses, thereby increasing power output while reducing consumption.

STIHL 4-MIX® engine

The STIHL 4-MIX® engine uses the standard petrol-oil fuel mixture (50:1). The petrol-oil mix is distributed throughout the engine via a bypass channel in the cylinder head, ensuring comprehensive lubrication. This mix-lubricated system avoids the need for components such as an oil pump, sump and oil tank.

STIHL ElectroStart

Enables users to restart the power tool quickly and easily at the push of a button, at temperatures above 0°C, without having to take it off their back first.

STIHL M-Tronic

Fully electronic engine management regulates the ignition timing and fuel dosing in all operating states, taking into account external conditions such as temperature, altitude and fuel quality. It consistently ensures optimum engine performance, constant maximum engine speed and very good acceleration. No manual carburettor adjustment is necessary with STIHL M-Tronic. For a cold start STIHL M-Tronic only needs one start position on the combi-lever. After starting, you can immediately power up to full speed. The amount of fuel required is precisely calculated by the system and supplied as needed. Otherwise you start as usual in position I. STIHL M-Tronic also remembers the settings from the last time the tool was used. So when external conditions are the same, full engine performance is available immediately after you restart.

TILLERS**Anti-vibration system**

The anti-vibration system is integrated into the bar fixing. It reduces vibrations on the bar, which also means that less effort is required when guiding the tool.

Shredder blades

The shredder blades have a specially developed shape and dig over the ground as efficiently as possible in an optimised engagement sequence.

MISTBLOWERS AND SPRAYERS**Fan jet nozzle**

- For spraying large areas and rows
- Suitable for flowerbeds as well as fruit and vegetable growing in greenhouses and gardens
- Ideal for spraying large areas with insecticides, herbicides and fungicides

Hollow cone nozzle

- For spraying bushes, trees and individual plants
- Perfect for applying insecticides, herbicides and fungicides to individual garden plants
- The nozzle allows you to spray plants and leaves from above or below

Adjustable nozzle

- Can be adapted to changing conditions and different applications
- The spray angle can be variably adjusted for an optimum spraying pattern, from full jet (0°) to a hollow cone (90°)

Full cone nozzle

- For treating individual plants
- Ideal for fine dosing e.g. protective agents for wilderness areas, or herbicides
- Suitable for applying release agents in the construction industry

STIHL anti-vibration system

The STIHL anti-vibration system reduces the amount of engine vibrations transmitted to the harness. This reduces the strain on the user's back muscles.

EARTH AUGERS**Multi-function handle**

The ergonomically shaped multi-function handle is built into the handle frame on the earth auger. The stop button, idle and throttle cable can be operated with one hand.

QuickStop drill brake

If the drill jams in the ground, the QuickStop drill brake is engaged by the user's thigh and stops the drilling tool immediately. It also acts as a reverse rotation lock. A jammed drill can be easily removed from the drill hole by turning it in a counter-clockwise direction.

STIHL 4-MIX® engine

The STIHL 4-MIX® engine uses the standard petrol-oil fuel mixture (50:1). The petrol-oil mix is distributed throughout the engine via a bypass channel in the cylinder head, ensuring comprehensive lubrication. This mix-lubricated system avoids the need for components such as an oil pump, sump and oil tank.

CLEANING SYSTEMS**BLOWERS****Gutter-cleaning set**

At around 3 metres long, the practical gutter cleaning set for blowers and vacuum shredders allows you to clean gutters, even those that are hard to reach.

Catalytic converter

Significantly reduces the amount of pollutants in the exhaust emissions.

Manual fuel pump

STIHL blowers with manual fuel pumps allow improved starting with a reduced number of starting pulls. Pressing the primer fills the carburettor control chamber with fuel. This ensures that there is sufficient fuel present to create an ignitable air-fuel mix on starting, requiring far fewer starting pulls.

STIHL ElastoStart

Due to the compression pressure, shock loading occurs when starting combustion engines. The damping element in the STIHL ElastoStart special shock absorber grip alternately absorbs and releases force according to the compression pattern. The result is smooth, even starting.

STIHL ElectroStart

Enables users to restart the power tool quickly and easily at the push of a button, at temperatures above 0°C, without having to take it off their back first.

VACUUM SHREDDERS**Star-shaped shredder**

The star-shaped shredder made of high-quality steel ensures reliable shredding of cuttings in the SH 56, SHA 56 and SH 86.

SWEEPING MACHINES**The STIHL MultiClean represents a clever sweeping system.**

The circular brushes brush up debris in front of the sweeping machine before it can get caught underneath.

PRESSURE WASHERS**Aluminium telescopic handle**

The aluminium telescopic handle can be retracted for easy transportation and to save storage space.

Anti-twist coupling

Prevents the high-pressure hose from twisting. This means its full length can always be used.

Double lance holder

For easy storage of both spray lances with fan jet nozzle and rotary nozzle on the tool.

Fold-out front cover

The integrated nozzle holders under the front cover provide a dirt-free storage place for rotary and fan jet nozzles. This also ensures quick access to both nozzles when needed.

Pressure gauge

With the pressure gauge, you can always see the current operating pressure.

PLUS models

Design variants with "PLUS" in the model name have an integrated hose reel for convenient and safe storage of the high-pressure hose. The crank handle can be folded in for transport and storage.

Detergent measuring system

The measuring system allows you to conveniently add the correct quantity of cleaning agent to the water. This is both eco-friendly and very economical. All models with a detergent tank can also be connected to external detergent tanks for the supply of detergent.

Safety shutdown

If a high-pressure cleaner is switched on but has not been used for 30 minutes, the safety shutdown feature automatically turns the machine off.

Flat textile hose with holder

Lighter and more flexible low-pressure hose for connecting the high-pressure cleaner to a tap. Using the holder supplied, the flat textile hose can be easily rolled and unrolled and compactly stored directly on the machine. This means the high-pressure cleaner is quickly ready for use.

WET AND DRY VACUUM CLEANERS**Adapter for power tool use**

This adapter allows the electric power tool to be directly connected to the vacuum hose. Dust and dirt is then vacuumed up immediately while sawing or grinding.

Stainless steel handle with quick-release coupling

The standard quick-release coupling makes it possible to quickly and easily attach the suction hose to the handle.

Multiple filter system

An even higher degree of filtration is achieved by combining the filter bag and filter element.

Delayed shutdown

If the vacuum is switched on via the automatic switch-on function, it will continue running for a brief period after the electric power tool has been turned off. This ensures that any remaining grit and shavings are removed from the hose.

Soft start-up

The soft start-up limits the initial current when the vacuum is switched on, which increases the engine's service life.

GARDEN SHREDDERS**BRS turning technology**

The rotational direction of the shredder blades can be changed using a dial. Hard shreddable materials such as branches are shredded in the clockwise direction, whereas powerful blades in the anti-clockwise direction convert plant residue into compostable mass. Handling different shreddable materials in this way effectively protects the blades.

PERSONAL PROTECTIVE EQUIPMENT (PPE)**Regulation (EU) 2016 / 425 – safe personal protective equipment**



STIHL PPE products fulfil the health and safety requirements of Regulation (EC) 2016 / 425. PPE products are divided into 3 risk categories:

- Category 1: PPE for protection against minimal risks
- Category 2: PPE for protection against risks that are not covered by category 1 or 3
- Category 3: PPE for protection against risks that may cause very serious consequences such as death or irreversible damage to health

PPE products in category 3 are subject to annual monitoring by the notified body (identification number follows the CE marking).

EN ISO 11393 Cut protection clothing

STIHL cut protection clothing is mostly made from cut protection materials developed exclusively for STIHL. STIHL cut protection clothing is tested by the very prestigious European SMP or KWF testing institutes. The cut protection material is light, breathable and features several layers. If the saw chain penetrates the top layer, bundles of fibres are ripped out and will block the sprocket. This stops the chain and dramatically reduces the risk of injury. STIHL cut protection products are identified in this catalogue by the following icons:

-  Tested in accordance with EN ISO 11393
-  Tested based on EN ISO 11393


Important note: Personal protective equipment cannot provide absolute protection from injury. Nor is it a substitute for safe working practices. It is therefore essential to follow the instructions in the user manuals for both personal protective equipment and the relevant power tool, as well as the applicable national accident prevention regulations.

Cut protection areas on cut protection clothing

The cut protection areas on cut protection clothing are represented by the following icons in accordance with EN ISO 11393. There are a number of different cut protection classes (the specified chain speed is only one parameter involved in testing in accordance with EN ISO 11393 and does not necessarily correlate with a hand-held chainsaw operated at the same chain speed):


- Cut protection class 0 (16 m/s)
 - Cut protection class 1 (20 m/s)
 - Cut protection class 2 (24 m/s)
 - Cut protection class 3 (28 m/s).
- The KWF recommends cut protection class 1. An overview of the key product features can be found on page 366.

Design A




Front/back


Design B



Design C




Design B



Complete front section with cut protection, back section arm only and up to the shoulder.



EN ISO 20471 High-visibility clothing

This standard specifies the minimum surface area for high-visibility colour (for visibility during the day) and retro-reflective strips (for visibility at night) and categorises these into three classes, where class 3 represents the highest visibility. Wearing a jacket and trousers together raises the class by increasing the amount of high-visibility colour and reflective strips. Example:

-  2 = High visibility colour and retroreflective material: here EN ISO 20471 class 2

EN 343 rain protection

STIHL outdoor wear provides protection against rain and wind when working outdoors, and is comfortable to wear because the material allows evaporated sweat to pass through it. EN 343 specifies two parameters: water resistance (top number) and water vapour permeability (bottom number). Both are measured in three levels, where class 3 is the most waterproof. The seams are watertight. Example:

-  Water resistance: 3 = here EN 343 class 3
-  Steam resistance: 3 = here EN 343 class 3

UV protection

The UV protection factor (UPF) indicates how long a user wearing sun protection or UV protection clothing can stay out in the sun without risking skin damage. The UPF is comparable to the sun protection factor (SPF) used in the classification of sun-screen. For example, a person with skin type 1 wearing UPF 20 fabric clothing can stay exposed to the highest possible intensity of sunlight for 20 times as long, without experiencing skin damage. The scale used by the EN 13758-2 standard has a maximum protection level of UPF 40. However this is exceeded by the UV Standard 801 scale.

SNR value

Simplified Noise Reduction is the general noise reduction provided by ear protection. The higher the SNR value, the better the noise reduction. The M noise reduction value is crucial for STIHL power tools.

Cut protection areas on chainsaw boots



Cut protection areas on cut protection gloves

Shape A: The stipulated protected area in five-finger gloves is the palm and back of the hand, but there is no protective material in the finger and thumb areas.

HAND TOOLS AND FORESTRY ACCESSORIES

Anvil cut

The cutting blade makes direct contact with the wide counterblade. The wide counterblade is therefore called the "anvil". Lateral forces are barely utilised, meaning that straight, dead and hard wood can be very easily cut through. With soft, fresh cuttings, the underside of the bark can be pulled out before cutting.

Bypass cut

With this principle, the blade and anvil pass flush against each other during cutting. The cut created in this way is consistently flat, without crushing the cuttings. The bypass cut should generally be preferred for green cuttings. Due to the comparatively high level of force required for cutting, trimmers with an anvil cut should be used when working for extended periods with harder wood.

Impact protection sleeve and bolted safety plate

The handle and head form an inseparable unit thanks to the combination of the long steel handle protection sleeve, ring wedge, safety plate and safety screw. The result is an extremely stable join with excellent advantages:

- Long tool service life - which means excellent value for money
- Outstanding work safety




BATTERY POWER. BY STIHL. READY FOR ANY CHALLENGE.



THE STIHL AK SYSTEM. CORDLESS TOOLS FOR ALL GARDEN TASKS.


The STIHL AK System is a flexible range of power tools, designed to take on any challenge in your garden.

Using interchangeable Lithium-Ion batteries, these tools have long working times and are designed to be easy to use, lightweight and quiet without compromising on performance.

That's real battery power. By STIHL.

AVAILABLE FROM APPROVED STIHL DEALERS, SELECTED GARDEN CENTRES AND BY VISITING SHOP.STIHL.CO.UK

EXPERIENCE STIHL QUALITY



THE STIHL APP

Mobile, interactive and up-to-date: the free STIHL app is a universal tool for pricing, product information and resources. Benefit from valuable expertise and services relating to the STIHL product range. Practical tools such as an interactive user manual for your new STIHL product, mixture calculator for determining the perfect mixing ratio of petrol to oil, and even an intuitive dealer search are mobile assistants that will make your day-to-day life easier.

STIHL ON SOCIAL MEDIA

Visit us on **Facebook** - [facebook.com/stihlgb](https://www.facebook.com/stihlgb)

Follow us on **Twitter** - twitter.com/stihl_gb

Find out more from our **blog** - blog.stihl.co.uk

Enter the world of STIHL on **YouTube** - [youtube.com/stihlgb](https://www.youtube.com/stihlgb)

Follow us on **Instagram** - [instagram.com/stihlgb](https://www.instagram.com/stihlgb)



THE STIHL NEWSLETTER

Subscribe to the STIHL newsletter. We will provide you with detailed information on new STIHL products, tips and tricks for using our products, offers on our power tools, inspiration for your outdoor work, and much more.

blog.stihl.co.uk



We know that shows are a valuable way of getting out into our communities and meeting our customers. We are delighted to confirm STIHL will be exhibiting at the following shows in 2022:

SHOWS AND EXHIBITIONS 2022

09 - 10 February 2022 [ⓐ]	EXECUTIVE HIRE SHOW - Ricoh Arena, Coventry
09 March 2022 [ⓐ]	THE GARDEN PRESS EVENT - PRESS ONLY SHOW - Business Design Centre, Islington
May 2022 [ⓐ]	THE ARB SHOW - Westionbirt, The National Arboretum
22 - 24 September 2022 [ⓐ]	APF EXHIBITION - Ragley Estate, Alcester
October / November 2022 [ⓐ]	SALTEX - NEC, Birmingham

[ⓐ] Date subject to change
[ⓑ] Date to be confirmed



NEW

REAL PROFESSIONAL PERFORMANCE. BATTERY POWERED.

APIII
SYSTEM



FOR THOSE WHO DEMAND MORE.

AVAILABLE AT YOUR LOCAL STIHL DEALER. [STIHL.CO.UK](https://www.stihl.co.uk)

The latest additions to the STIHL cordless range are our most powerful yet. Whether it's the new HLA 135 hedge trimmer, HTA 135 pole pruner, FSA 135 brushcutters, KMA 135 KombiEngine or BGA 200 blower - STIHL has the right tool for any professional.

"Our work is full of challenges. STIHL is a great fit for our team as the brand is known for its high-quality, professional cordless tools. They're powerful but quiet, and one battery can be used in different tools."

- Viktoria Carstens, Forester and Arborist



**HIGH
POWER
OUTPUT**



**LONG
WORKING
TIMES**



**NO EAR
DEFENDERS
REQUIRED**

EXPERIENCE STIHL QUALITY

Whether for sawing, mowing, trimming, cleaning or cutting – everyone appreciates the uncompromising quality and reliability of STIHL products. And to make sure STIHL continues to deliver complete satisfaction, our products are only available from your local authorised STIHL dealer.

STIHL APPROVED DEALERS

You will always be in good hands at an authorised STIHL dealer – they provide excellent service, advice and handling tips. They can advise you on the best power tools for your needs, give you useful tips on how to use the machine correctly, and provide professional service. They will help to make sure your STIHL power tool remains a pleasure to use for many years to come.

STIHL ORIGINAL SPARE PARTS

Maximum reliability, even in extreme conditions, is a hallmark of STIHL power tools. If anything should ever go wrong with your power tool, STIHL has original spare parts on hand that will significantly enhance the performance, safety, and service life of your STIHL power tool. **STIHL stocks original spare parts for at least 10 years after a chainsaw or power tool has been discontinued**, so buying STIHL is always a great long-term investment. Original spare parts can be identified by the STIHL logo or the stylised "S" spare parts symbol.



STIHL QUALITY CONTROL

Stringent quality requirements are applied in all areas of the company to ensure the high standards of STIHL power tools. STIHL complies with the globally applicable ISO 9001 and ISO 14001 standards for comprehensive quality and environmental management.

We are constantly developing and enhancing our entire range, which is why the design, technology and features of our products are subject to change.

FOR YOUR SAFETY

If not used in the approved manner, all our products can cause harm to the user or other people, animals and objects in the immediate vicinity. It is therefore essential to carefully read the entire user manual before starting and/or using a product for the first time, and to follow the safety instructions.

BRAND PROTECTION

Quality and safety for our customers are of the utmost importance to us. Our products are therefore protected by the following registered trademarks of ANDREAS STIHL AG & Co. KG:

STIHL logo



STIHL spare parts logo



The orange and grey colour combination



STIHL PRODUCTS ARE REGULARLY TESTED BY GERMAN AND INTERNATIONAL INSTITUTIONS

We undertake these examinations because we view them as the logical continuation of our own testing programme. We highly value the judgement of third parties – not least because it gives our customers real peace of mind. The institutions confirm the high quality standards and exemplary technologies of STIHL products by awarding us quality marks. More comprehensive information regarding our compliance with Dir. 2002/44/EC (Vibration) is available at www.stihl.com/vib

EXPLANATION OF QUALITY MARKS

The test conditions for the quality marks can be viewed on the web pages indicated:



We voluntarily submit our products to recognised testing authorities for safety testing. The GS mark confirms which authority carried out the inspection, such as TÜV. www.tuv.com/united-kingdom/en/gs-mark.html



Quality mark of the German Agricultural Society. This independent, non-profit commission determines testing criteria and evaluation standards and is responsible for issuing the quality mark. A Signum Test usually takes six to twelve months to complete. For further information, visit www.dlg.org



DLG certification involves a comprehensive Utility Value test being conducted by the DLG, based on independent and recognised assessment criteria for agricultural products. A machine or system that is DLG-certified in its entirety has been assessed as neutral in terms of its key characteristics. For further information, visit www.dlg.org



The Board of Trustees for Forestry Work and Technology (Kuratorium für Waldarbeit und Forsttechnik e. V.) awards the "KWF Pro" mark (previously "KWF Utility Value test mark") to technical forestry equipment that meets the high standards required for professional forestry applications in relation to efficiency, safety, ergonomics and environmental sustainability. The "KWF Standard" quality mark is awarded to products that are suitable for use outside the forestry environment, such as in agriculture or landscaping, or by those who cut their own firewood. Products with specific technical features that have been successfully tested receive the blue "KWF test" mark. For further information, visit www.kwf-online.de



The ÖKO-TEST publisher tests products from all goods sectors, particularly with respect to their environmental compatibility and the absence of pollutants. Products that achieve exemplary results in this testing may carry the ÖKO-TEST label, which is considered the most widely-accepted quality seal in Germany. For further information, visit www.oekotest.de



Stiftung Warentest creates test reports concerning electronics, household and health, as well as finances, insurance and taxes. For further information, visit www.test.de



The European Eco-Label was introduced in 1992 and is recognised by the European Commission, all member states of the European Union and the European Economic Area. For European consumers, the "flower" symbol indicates a high-quality, environmentally-friendly product that has been tested by independent national institutes in each of the member states. For further information visit <http://ec.europa.eu/environment/ecolabel>



All GORE-TEX® shoes and clothing bear the Guaranteed to Keep You Dry™ assurance, which means they are guaranteed to remain waterproof, windproof and breathable throughout the life of the product. For further information, visit gore-tex.co.uk



Products with the OEKO-TEX® label are made exclusively from textiles which have been tested and certified in accordance with the OEKO-TEX® Standard 100. OEKO-TEX® Standard 100 is a worldwide testing and certification system for textiles, and it can be applied to raw, intermediate and end products. The toxicity tests check for prohibited and regulated substances, as well as chemicals that are potentially hazardous to health. For further information, visit www.oeko-tex.com



This symbol appears on cut protection clothing, gloves and shoes for users of hand-held chainsaws, that have been certified in accordance with EN ISO 11393 and EN 17249.



This mark stands for high-visibility clothing tested in accordance with EN 20471.

GENERAL INFORMATION

1. This catalogue renders all previous catalogues invalid.
2. No claims can be made based on the specifications and images in this catalogue. The indicated design, technology, colours and features are subject to change.
3. Genuine STIHL chainsaws and power tools can be recognised by their orange/grey colour combination.
4. This catalogue and all its contents are copyright protected. All rights are reserved, particularly alteration, translation and reproduction using electronic systems.

This catalogue contains numerous combinations of tools and accessories designed for different applications and different kinds of users. For normal applications, we advise the use of STIHL recommended combinations. These can be found in your tool's user manual. STIHL dealers can provide you with individual advice regarding the best combination to suit your needs.

STIHL warning about imitations:
www.stihl.co.uk/stihl-warns-about-imitations.aspx

ANDREAS STIHL LIMITED

STIHL House
Stanhope Road
Camberley
Surrey
GU15 3YT
www.stihl.co.uk

Contact: enquiries@stihl.co.uk
Telephone switchboard: 01276 20202

Calls may be monitored for training purposes.



2022 PRICING

For up to date pricing, download the STIHL app from Google Play or the App Store or visit www.stihl.co.uk



FOR FURTHER INFORMATION AND ADVICE:



0463 931 8023. M115, M21, Konradin. Printed in Germany © ANDREAS STIHL AG & Co. KG 2021. Printed on PEFC-certified paper. The PEFC certificate (Programme for the Endorsement of Forest Certification Schemes) stands for sustainable forest management with the goal of ensuring that forest ecosystems remain intact for future generations. Independent certifying bodies monitor adherence to regulations concerning the awarding of this seal of approval. Companies that use PEFC-certified paper demonstrate their commitment to the environment and their responsible attitude towards wood – an invaluable raw material. For more information visit www.pefc.de.